



US00D723774S

(12) **United States Design Patent**
Raysse

(10) **Patent No.:** **US D723,774 S**
(45) **Date of Patent:** **** Mar. 10, 2015**

- (54) **SHOE BOTTOM**
- (71) Applicant: **Skechers U.S.A., Inc. II**, Manhattan Beach, CA (US)
- (72) Inventor: **David Raysse**, Los Angeles, CA (US)
- (73) Assignee: **Skechers U.S.A., Inc. II**, Manhattan Beach, CA (US)
- (**) Term: **14 Years**
- (21) Appl. No.: **29/498,476**
- (22) Filed: **Aug. 4, 2014**
- (51) **LOC (10) Cl.** **02-04**
- (52) **U.S. Cl.**
USPC **D2/954**; D2/951; D2/959
- (58) **Field of Classification Search**
CPC A43B 13/00; A43B 13/02; A43B 13/023; A43B 13/026; A43B 13/04; A43B 13/08; A43B 13/10; A43B 13/12; A43B 13/14; A43B 13/143; A43B 13/16; A43B 13/18; A43B 13/181; A43B 13/187; A43B 13/189; A43B 13/20; A43B 13/22; A43B 13/223; A43B 13/24; A43B 13/28; A43B 13/30; A43B 13/32; A43B 13/34; A43B 13/36
USPC D2/902, 906, 908, 916, 918, 925, D2/946-962, 977; 36/3 B, 22 R, 24.5, 25 R, 36/28, 32 R, 34 R, 59 C, 67 A, 103
See application file for complete search history.

(56) **References Cited**

U.S. PATENT DOCUMENTS

- D395,156 S 6/1998 Adam
- D459,061 S 6/2002 Lotti
- D483,932 S 12/2003 Cooper
- D573,333 S 7/2008 Petrie
- D573,334 S * 7/2008 Petrie D2/954

- D583,540 S 12/2008 Henderson
- D643,607 S * 8/2011 Teteriatnikov D2/954
- D651,788 S 1/2012 Raysse
- D652,613 S 1/2012 Raysse
- D652,614 S 1/2012 Raysse
- D656,720 S * 4/2012 Wawrousek D2/954
- D661,880 S 6/2012 Raysse
- D661,882 S 6/2012 Raysse
- D662,295 S 6/2012 Raysse
- D662,700 S 7/2012 Raysse
- D663,929 S 7/2012 Teng-Lee
- D667,206 S 9/2012 Teng-Lee
- D667,618 S 9/2012 Raysse
- D671,304 S * 11/2012 Lacorazza et al. D2/954
- D679,485 S 4/2013 Raysse
- D679,488 S 4/2013 Raysse
- D680,309 S 4/2013 Raysse
- D680,312 S * 4/2013 Raysse D2/954
- D682,518 S * 5/2013 Vestuti et al. D2/954

(Continued)

Primary Examiner — T. Chase Nelson

(74) *Attorney, Agent, or Firm* — Marshall A. Lerner; Marvin H. Kleinberg; Kleinberg & Lerner, LLP

(57) **CLAIM**

The ornamental design for a shoe bottom, as shown and described.

DESCRIPTION

FIG. 1 is a perspective view of a shoe bottom in accordance with my new design.

FIG. 2 is a bottom plan view thereof;

FIG. 3 is a left side view thereof;

FIG. 4 is a right side view thereof;

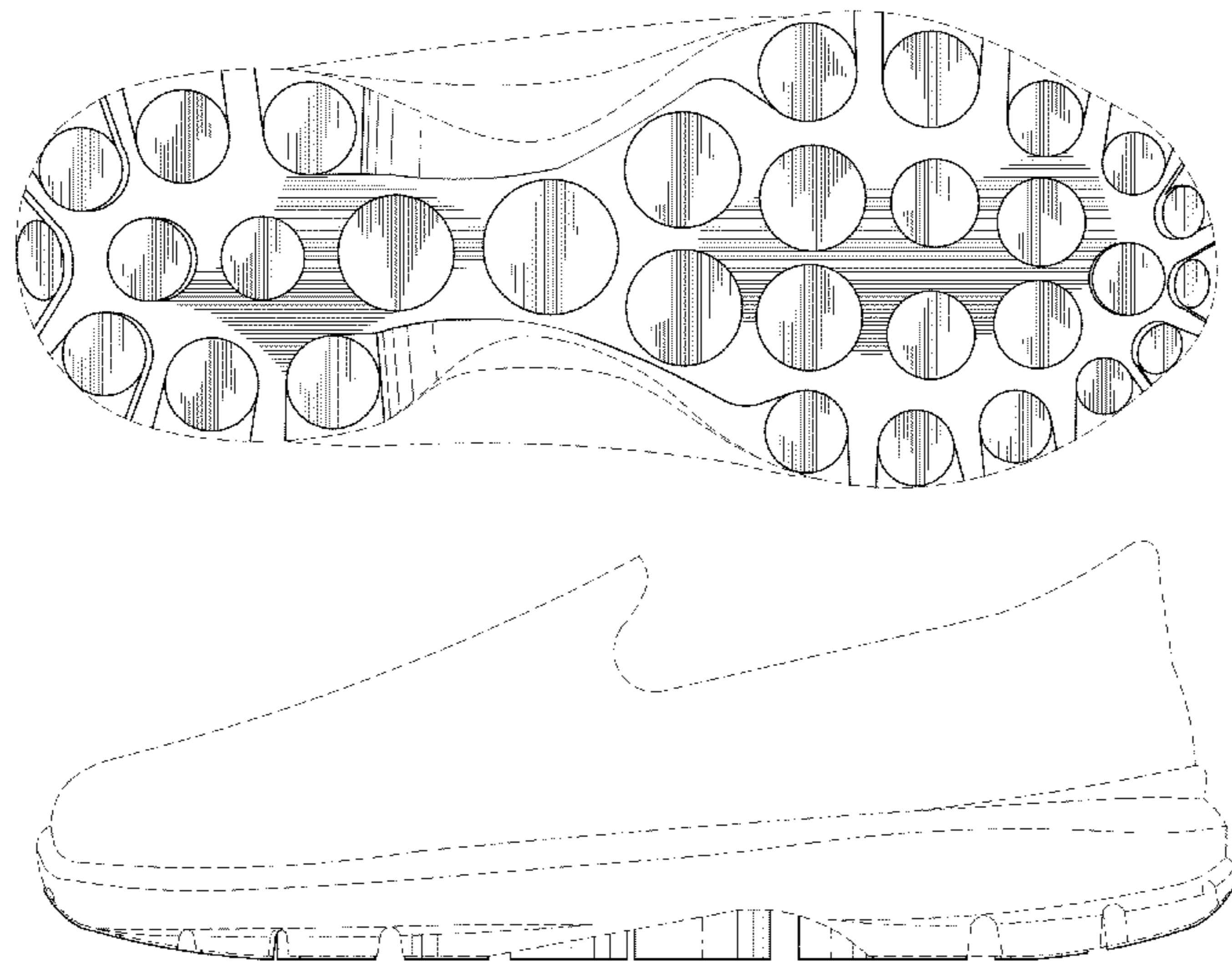
FIG. 5 is a rear elevation view thereof;

FIG. 6 is a front elevation view thereof; and,

FIG. 7 is a top plan view thereof.

Broken lines showing the remainder of the shoe in the figures are for illustrative purposes only and form no part of the claimed invention.

1 Claim, 6 Drawing Sheets



(56)

References Cited

U.S. PATENT DOCUMENTS

D683,937 S 6/2013 Raysse
D683,941 S * 6/2013 Raysse D2/954
D685,984 S * 7/2013 Raysse D2/954
D693,550 S 11/2013 Montross et al.

D693,551 S 11/2013 Montross et al.
D707,930 S * 7/2014 Raysse D2/954
D711,636 S * 8/2014 Christensen et al. D2/954
D712,123 S * 9/2014 Goldman D2/954
2014/0331517 A1* 11/2014 Seo 36/28

* cited by examiner

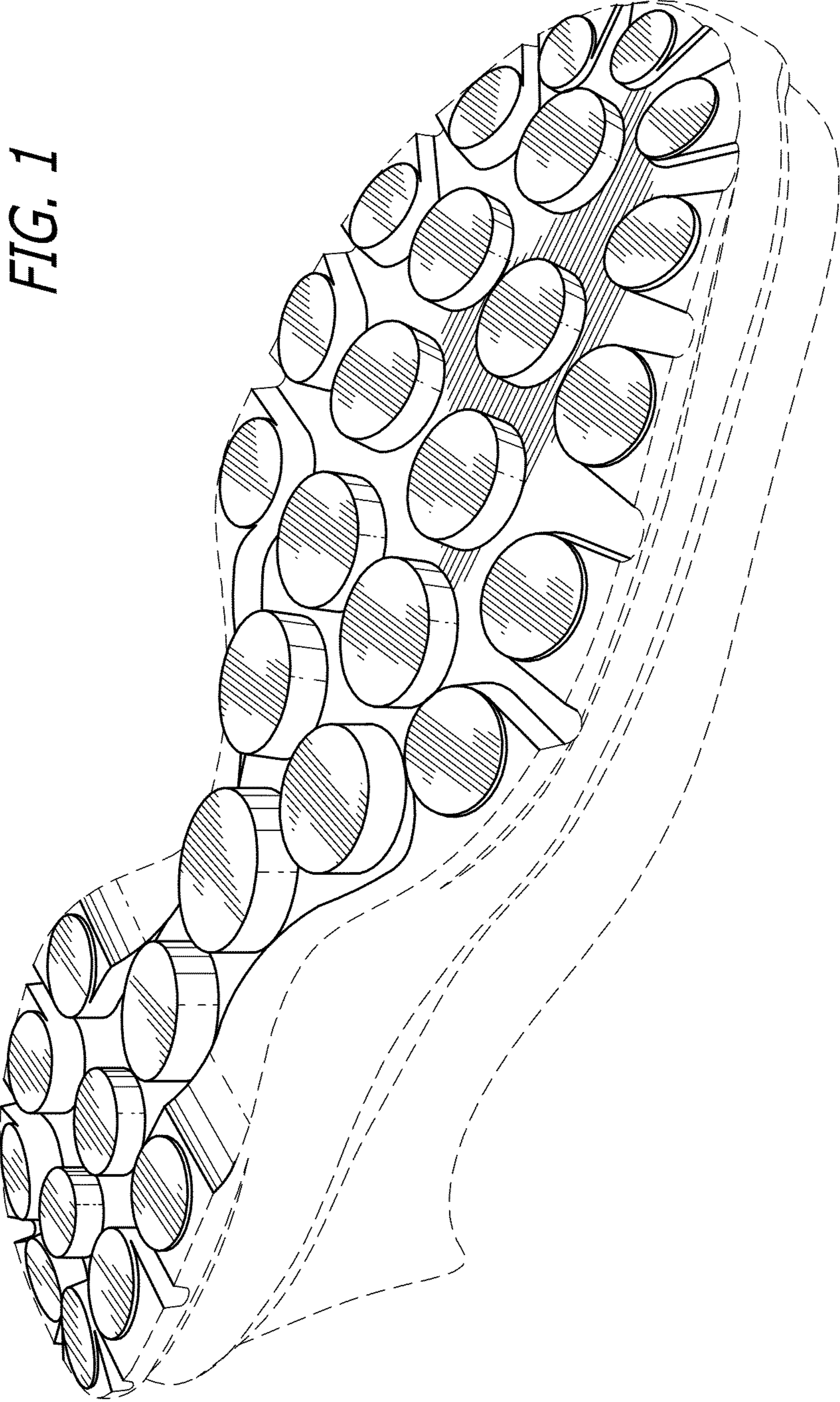


FIG. 1

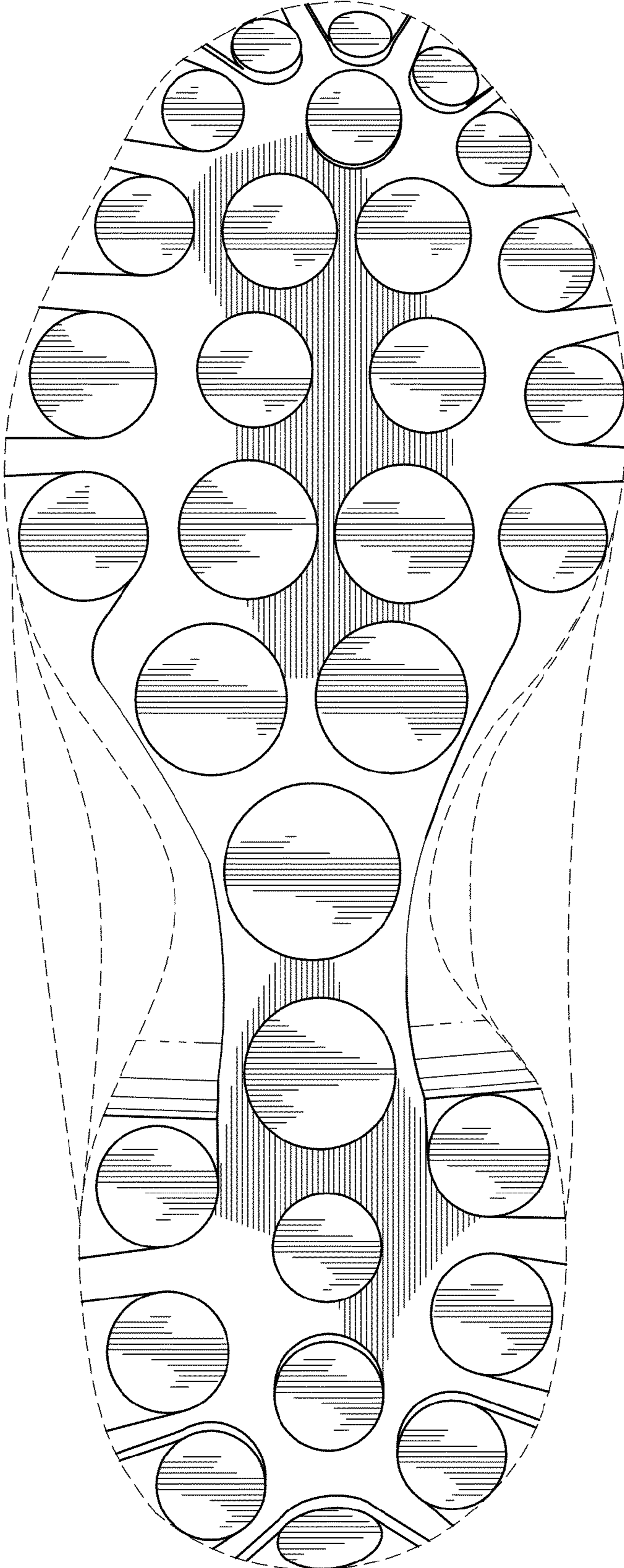


FIG. 2

FIG. 3

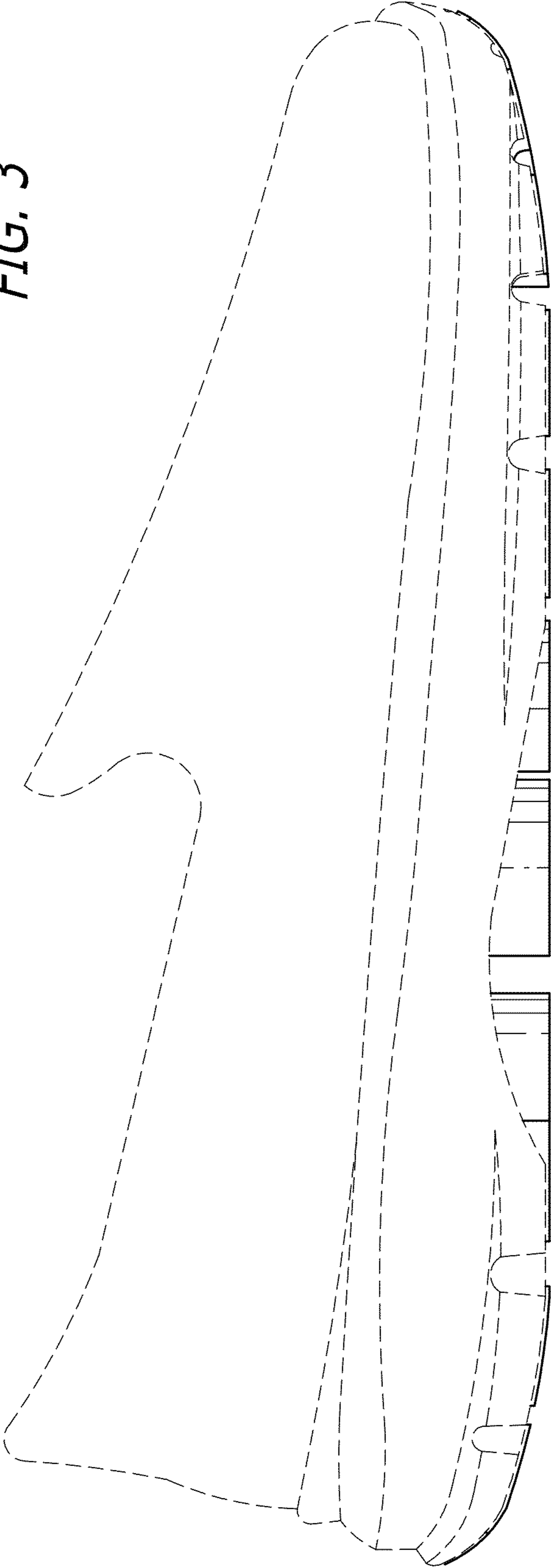


FIG. 4

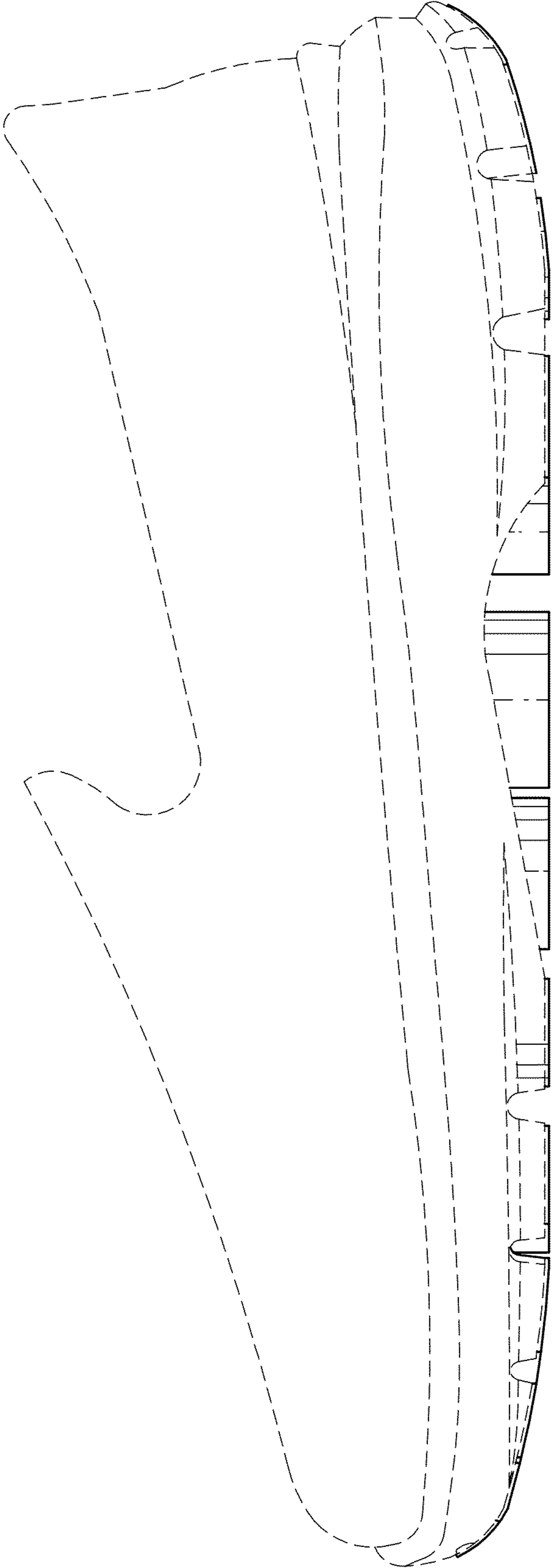


FIG. 6

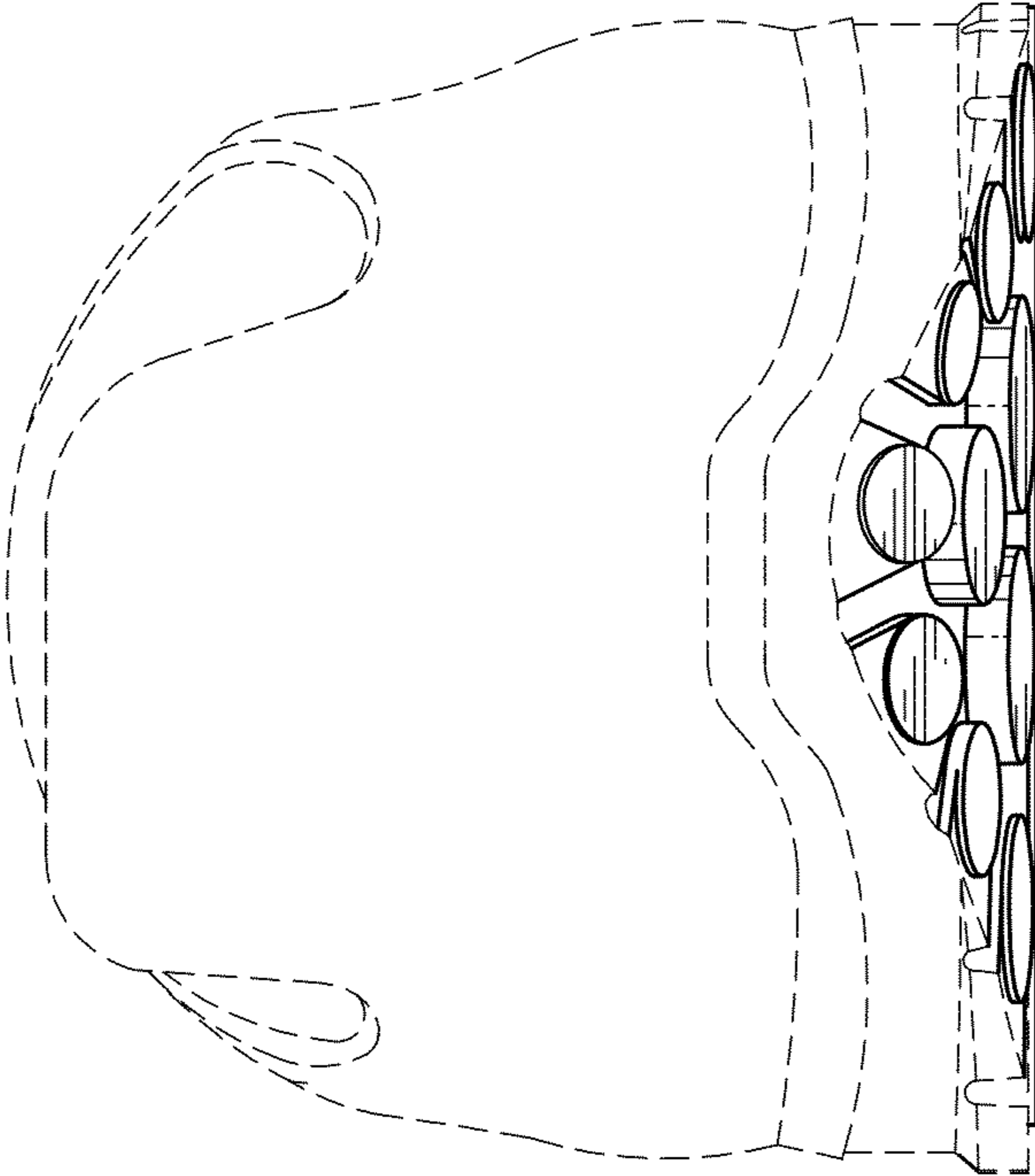


FIG. 5

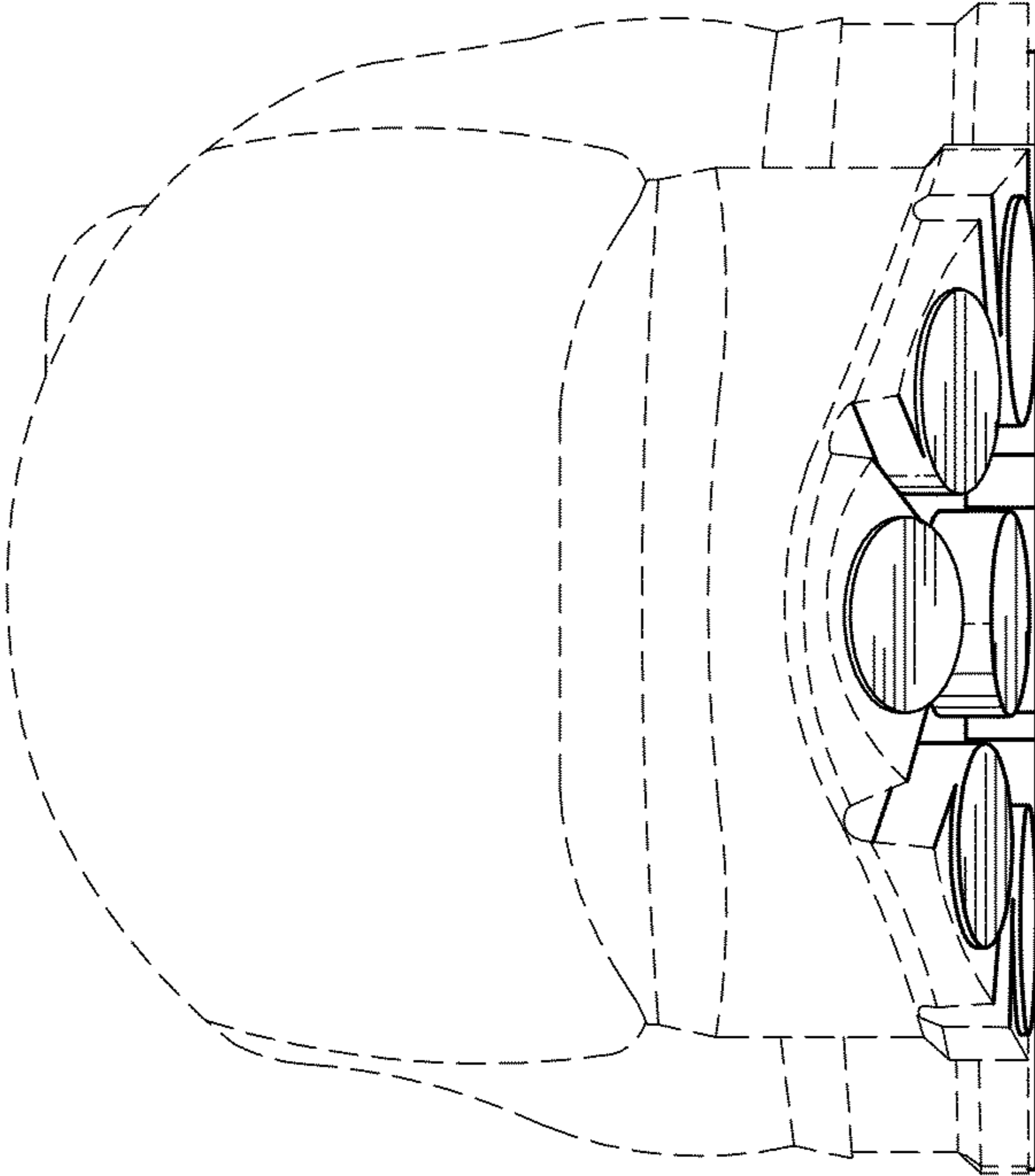


FIG. 7

