



US00D723773S

(12) **United States Design Patent**
Raysse

(10) **Patent No.:** **US D723,773 S**
(45) **Date of Patent:** **** Mar. 10, 2015**

- (54) **SHOE OUTSOLE PERIPHERY**
- (71) Applicant: **Skechers U.S.A., Inc. II**, Manhattan Beach, CA (US)
- (72) Inventor: **David Raysse**, Los Angeles, CA (US)
- (73) Assignee: **Skechers U.S.A., Inc. II**, Manhattan Beach, CA (US)
- (**) Term: **14 Years**
- (21) Appl. No.: **29/498,475**
- (22) Filed: **Aug. 4, 2014**
- (51) **LOC (10) Cl.** **02-04**
- (52) **U.S. Cl.**
USPC **D2/947**
- (58) **Field of Classification Search**
USPC D2/902, 906, 908, 916, 918, 925,
D2/946-962, 977; 36/3 B, 22 R, 24.5, 25 R,
36/28, 32 R, 34 R, 59 C, 67 A, 103
See application file for complete search history.

| | | | |
|-------------------|---------|--------------------|--------|
| D648,513 S | 11/2011 | McVicker et al. | |
| D650,980 S * | 12/2011 | Raysse | D2/951 |
| D653,437 S * | 2/2012 | Mongelli | D2/957 |
| D661,880 S | 6/2012 | Raysse | |
| D662,301 S | 6/2012 | Raysse | |
| D663,927 S * | 7/2012 | Teng-Lee | D2/947 |
| D679,485 S | 4/2013 | Raysse | |
| D679,486 S * | 4/2013 | Raysse | D2/947 |
| D680,309 S | 4/2013 | Raysse | |
| D683,937 S | 6/2013 | Raysse | |
| D702,031 S * | 4/2014 | Nakano | D2/958 |
| 8,752,307 B2 * | 6/2014 | Cooper et al. | 36/102 |
| 2008/0201982 A1 * | 8/2008 | Aveni et al. | 36/29 |

* cited by examiner

Primary Examiner — T. Chase Nelson
(74) *Attorney, Agent, or Firm* — Marshall A. Lerner; Marvin H. Kleinberg; Kleinberg & Lerner, LLP


(57) **CLAIM**
The ornamental design for a shoe outsole periphery, as shown and described.

DESCRIPTION

FIG. 1 is a perspective view of a shoe outsole periphery in accordance with my new design.
FIG. 2 is a left side view thereof;
FIG. 3 is a right side view thereof;
FIG. 4 is a top plan view thereof;
FIG. 5 is a bottom plan view thereof;
FIG. 6 is a rear elevation view thereof; and,
FIG. 7 is a front elevation view thereof.
Broken lines showing the remainder of the shoe in the figures are for illustrative purposes only and form no part of the claimed invention.

1 Claim, 6 Drawing Sheets

- (56) **References Cited**
U.S. PATENT DOCUMENTS
- | | | | |
|--------------|---------|--------------------|--------|
| D226,461 S | 3/1973 | Nelson | |
| D379,861 S | 6/1997 | Wunsch | |
| D388,940 S | 1/1998 | Barker | |
| D397,849 S * | 9/1998 | Mitsui et al. | D2/954 |
| D449,427 S * | 10/2001 | McClaskie | D2/954 |
| D511,617 S * | 11/2005 | Matis | D2/977 |
| D624,737 S * | 10/2010 | Akhidime | D2/946 |
| D636,567 S * | 4/2011 | Raysse | D2/946 |
| D642,776 S * | 8/2011 | Raysse | D2/946 |
| D644,824 S * | 9/2011 | Leleu | D2/946 |



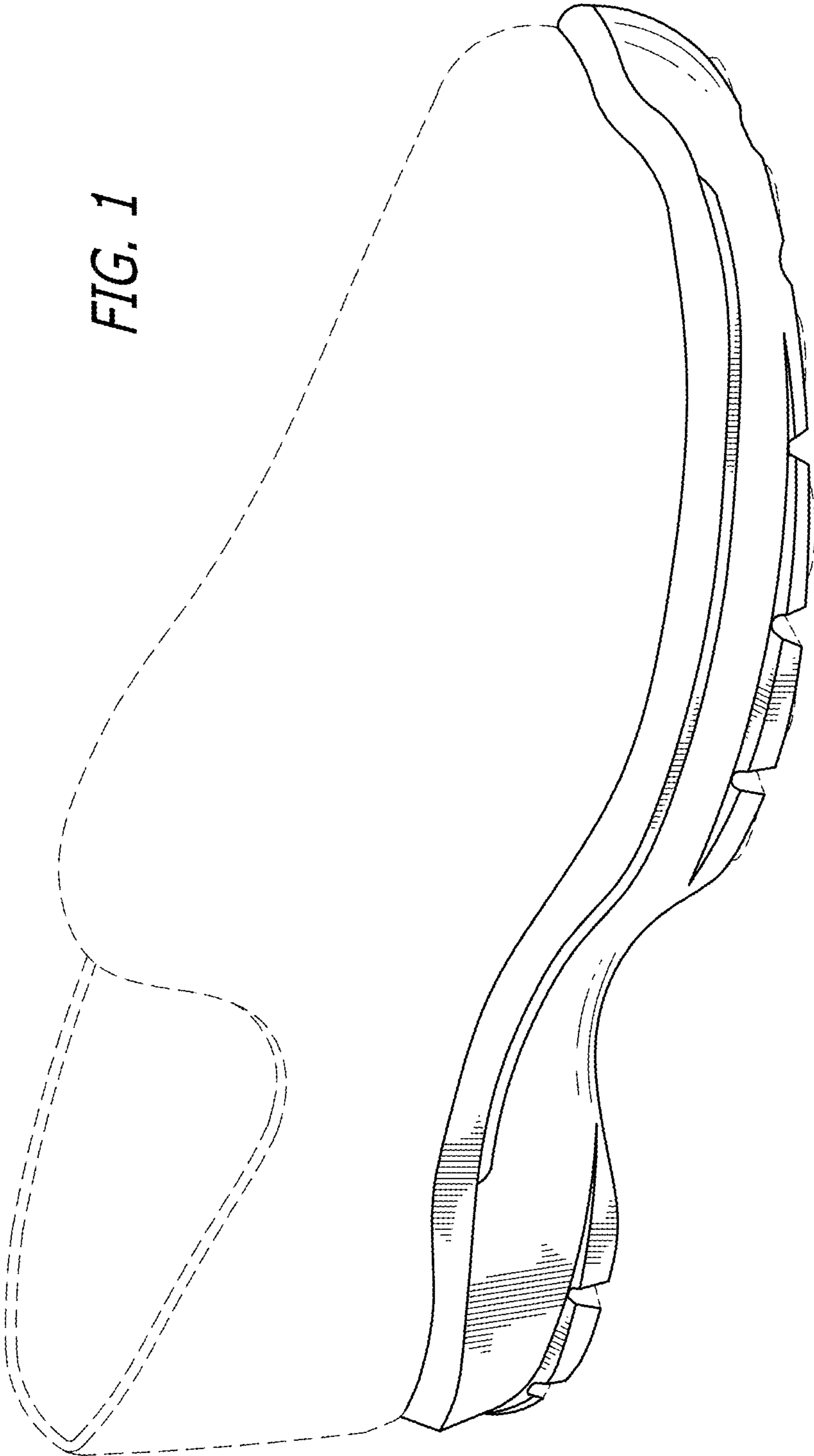


FIG. 2

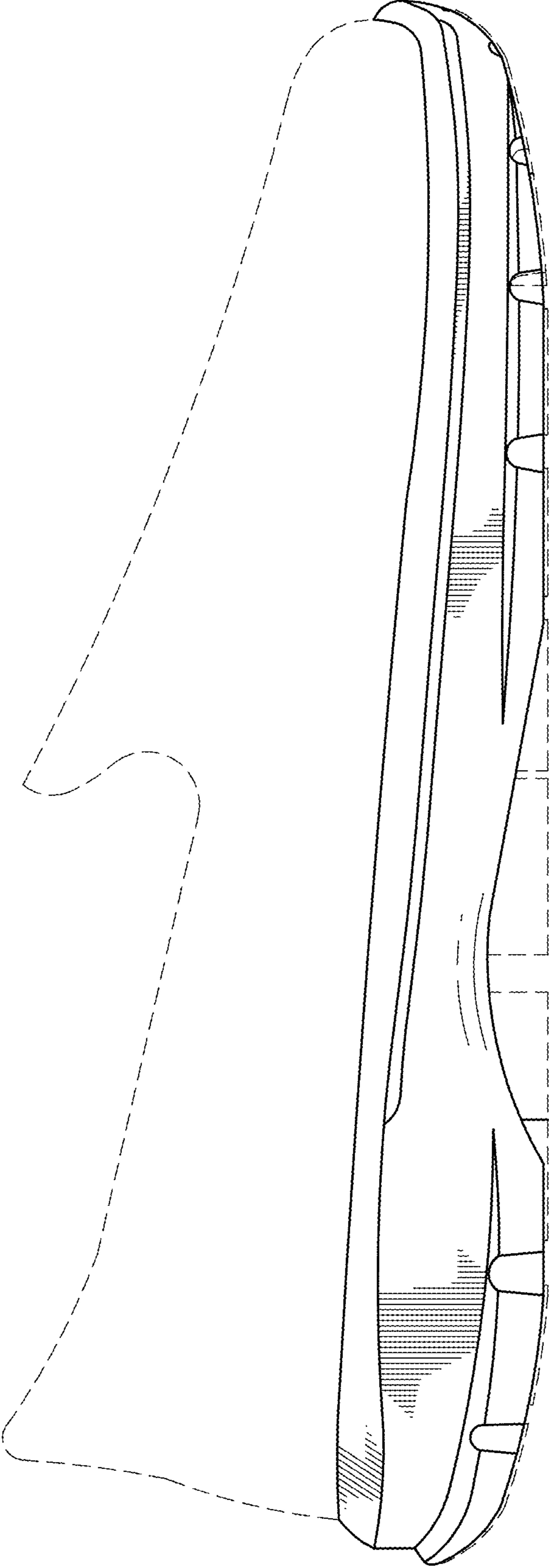
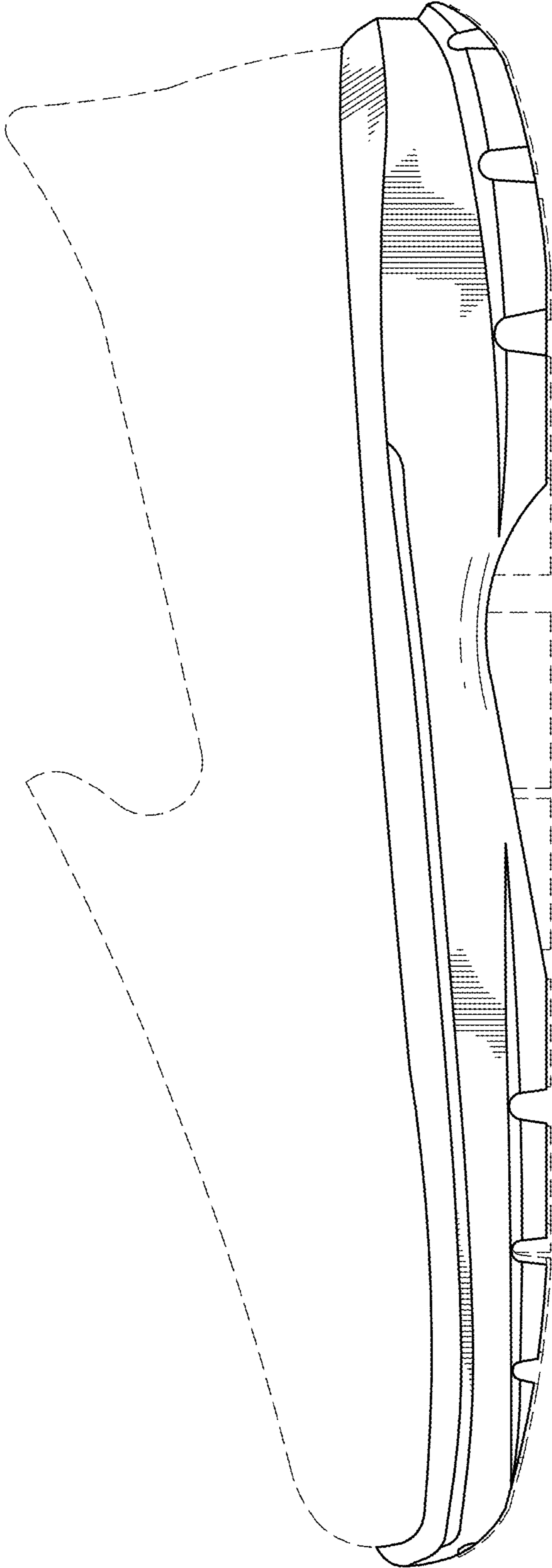


FIG. 3



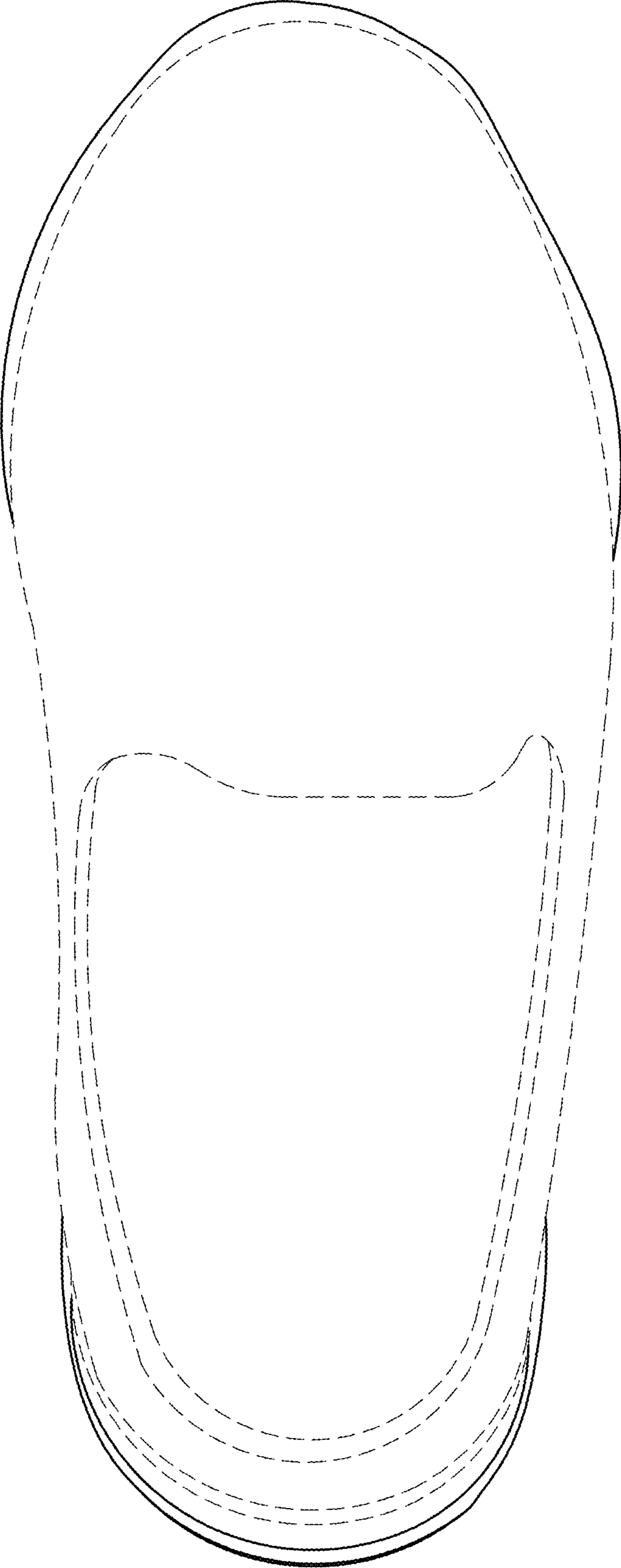


FIG. 4

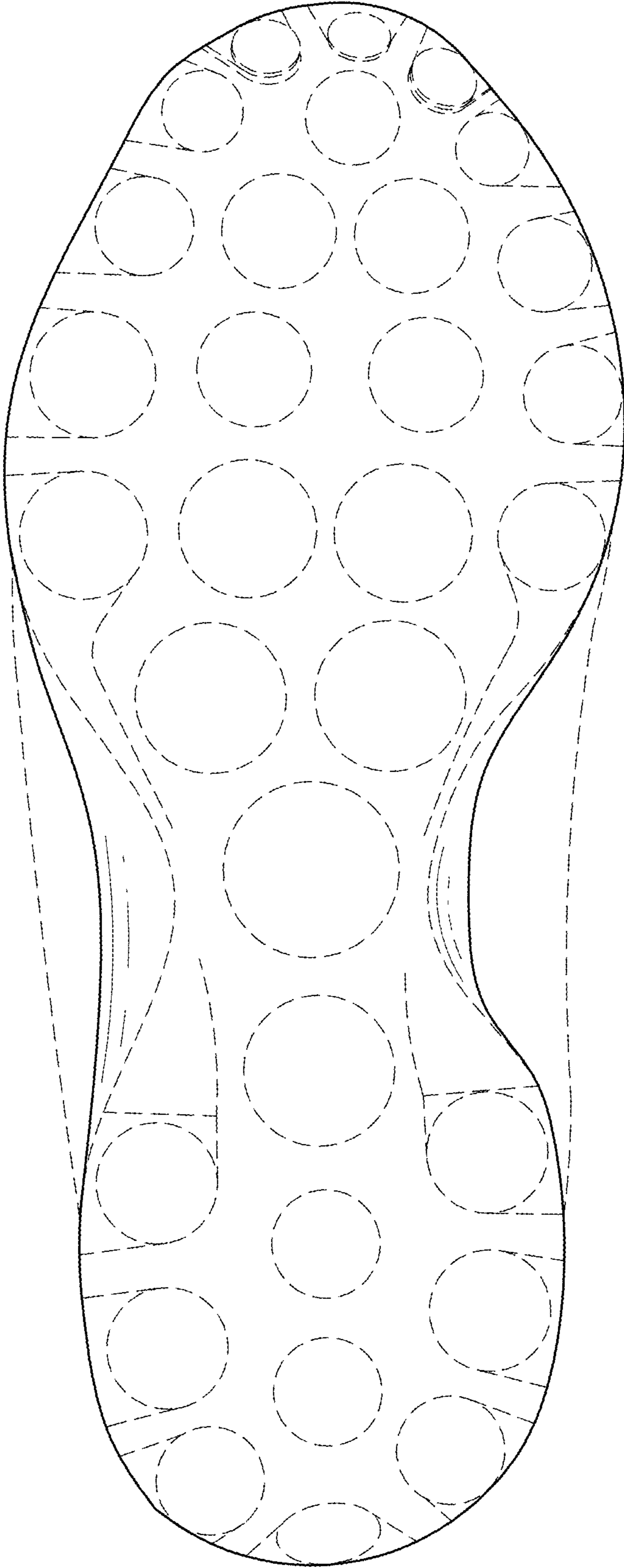


FIG. 5

FIG. 7

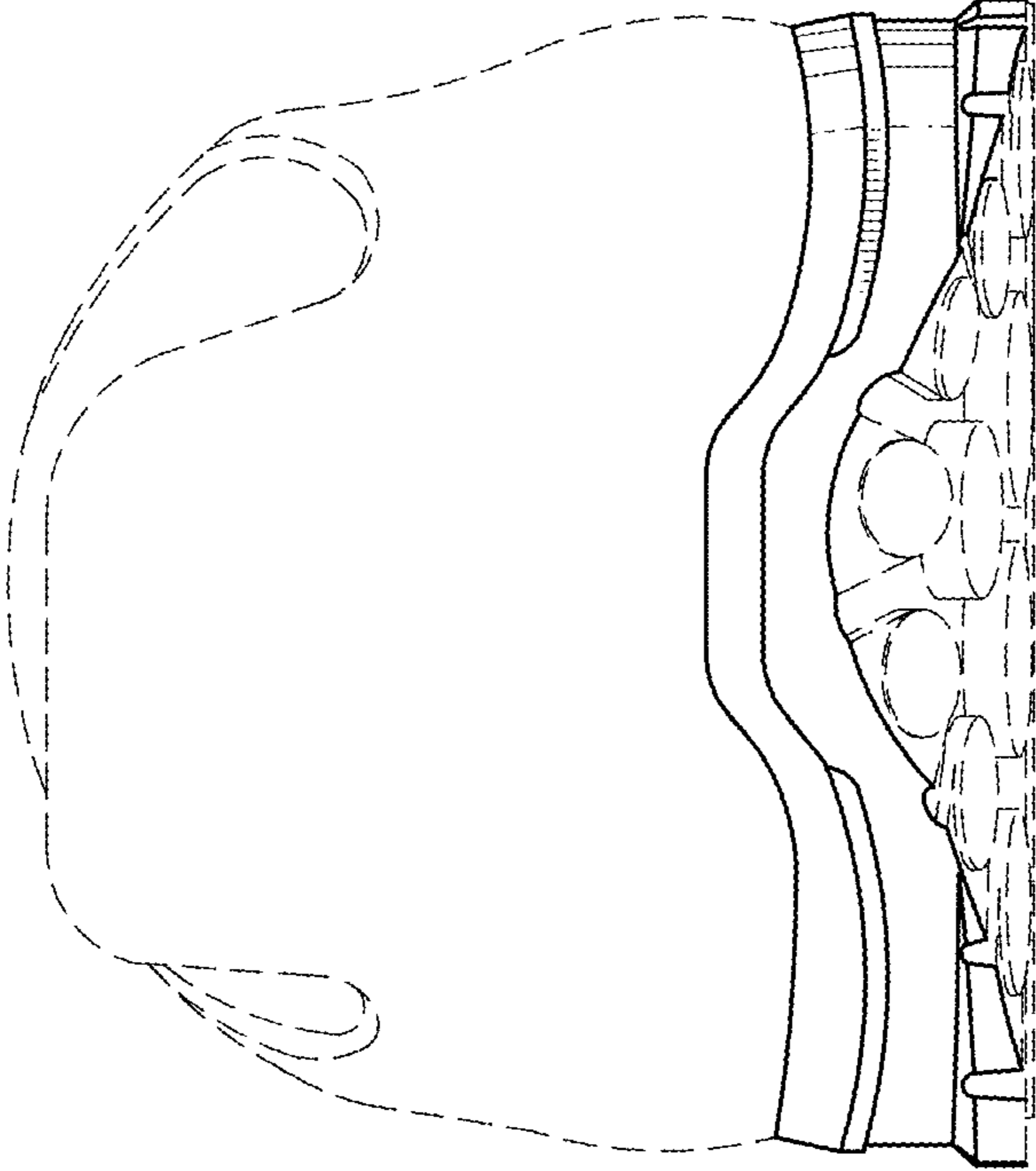


FIG. 6

