

US00D723770S

(12) **United States Design Patent**  
**Pozzi**

(10) **Patent No.:** **US D723,770 S**

(45) **Date of Patent:** **\*\* \*Mar. 10, 2015**

(54) **SHOE**

(75) **Inventor:** **Charles Anthony Pozzi**, New York, NY  
(US)

(73) **Assignee:** **Jumbo Bright Trading Limited**,  
Central (HK)

(\*) **Notice:** This patent is subject to a terminal disclaimer.

(\*\*) **Term:** **14 Years**

(21) **Appl. No.:** **29/427,932**

(22) **Filed:** **Jul. 24, 2012**

**Related U.S. Application Data**

(63) Continuation of application No. 29/427,183, filed on Jul. 16, 2012.

(51) **LOC (10) Cl.** ..... **02-04**

(52) **U.S. Cl.**  
USPC ..... **D2/946**

(58) **Field of Classification Search**  
USPC ..... D2/602, 627, 896-900, 902, 906,  
D2/908-910, 914, 915, 918, 922, 923, 925,  
D2/929, 930, 939, 943, 946, 950, 951, 958,  
D2/961, 964-966, 968, 971-973, 976;  
D11/4, 26, 231; 36/3 A, 4, 7.1 R, 10,  
36/25 R, 34 R, 45, 50.1, 58.6, 71.5, 72 B,  
36/72 R, 73, 83, 84, 113, 114, 127, 134,  
36/136

See application file for complete search history.

(56) **References Cited**

**U.S. PATENT DOCUMENTS**

D108,112 S *	1/1938	Biel .....	D2/943
D115,923 S *	8/1939	Grosvenor .....	D2/923
D119,654 S *	3/1940	Chedekel .....	D2/923
2,472,265 A *	6/1949	Phillips .....	12/142 MC
2,548,961 A *	4/1951	Foster .....	36/11
D265,266 S *	7/1982	Snyder .....	D2/897
D342,826 S *	1/1994	Valade .....	D2/923
D511,611 S *	11/2005	Della Valle .....	D2/923
D652,612 S *	1/2012	Campbell .....	D2/923
2008/0115388 A1 *	5/2008	Bounds .....	36/136

\* cited by examiner

*Primary Examiner* — Stella Reid

*Assistant Examiner* — Janice Lim

(74) *Attorney, Agent, or Firm* — Bates & Bates, LLC

(57) **CLAIM**

What is claimed is the ornamental design for a shoe, as shown and described.

**DESCRIPTION**

FIG. 1 is a perspective view of a shoe, showing my new design;

FIG. 2 is a front view of a shoe;

FIG. 3 is a back view of a shoe;

FIG. 4 is an elevational view of the left side of a shoe;


FIG. 5 is an elevational view of the right side of a shoe;

FIG. 6 is a top plan view of a shoe; and,

FIG. 7 is a bottom plan view of a shoe.

The broken lines in FIGS. 1-7 represent the portions of the design that form no part of the claim.

**1 Claim, 7 Drawing Sheets**



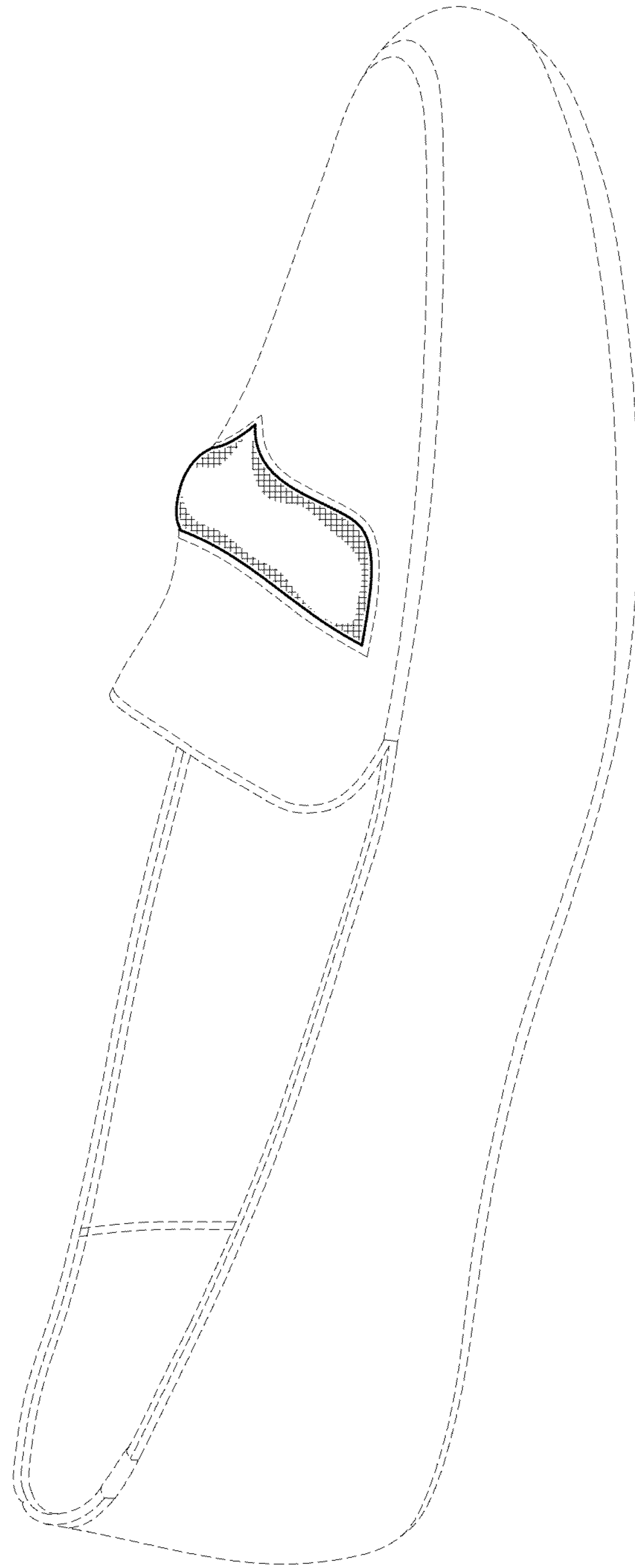


FIG. 1

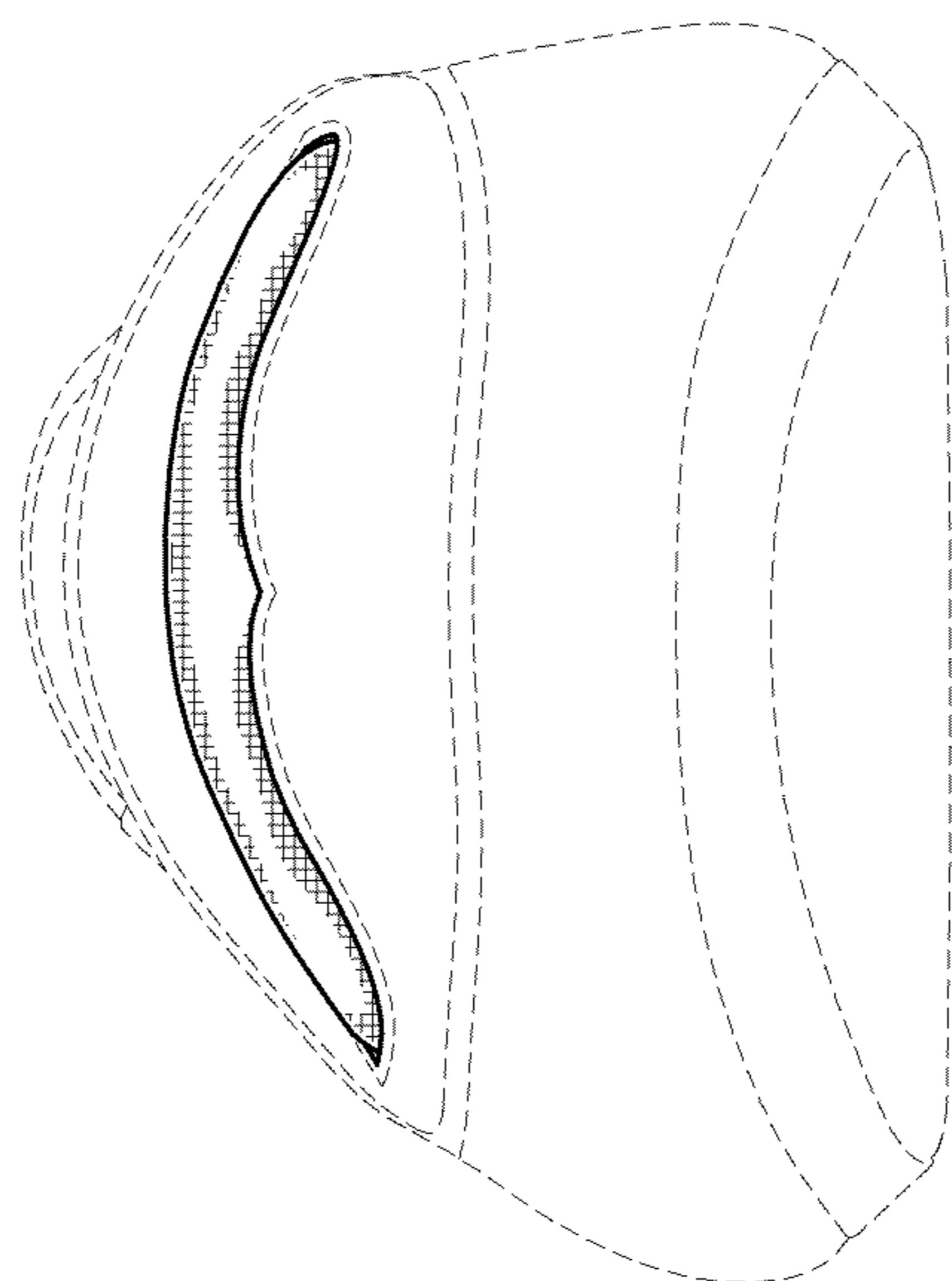


FIG. 2

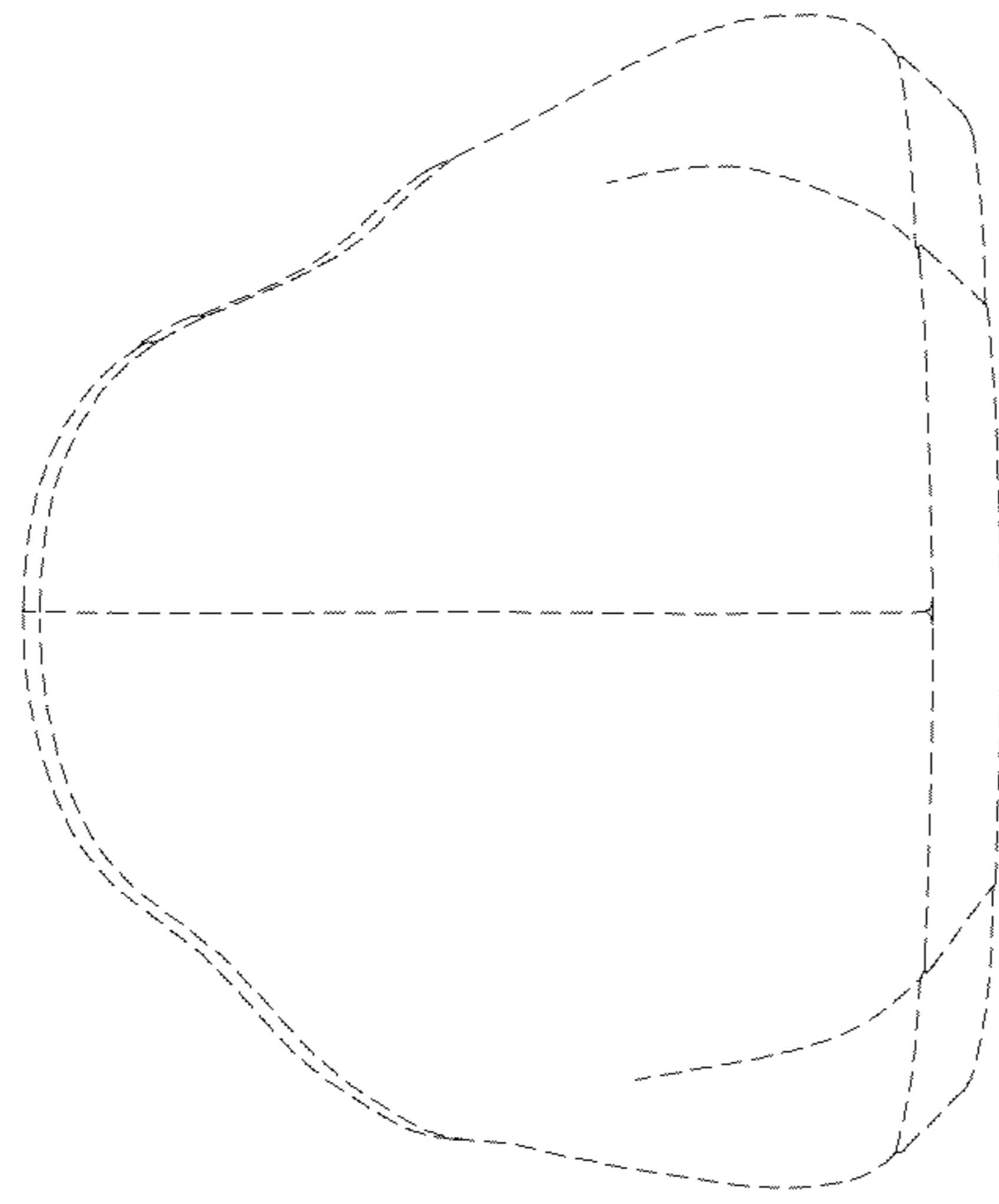


FIG. 3

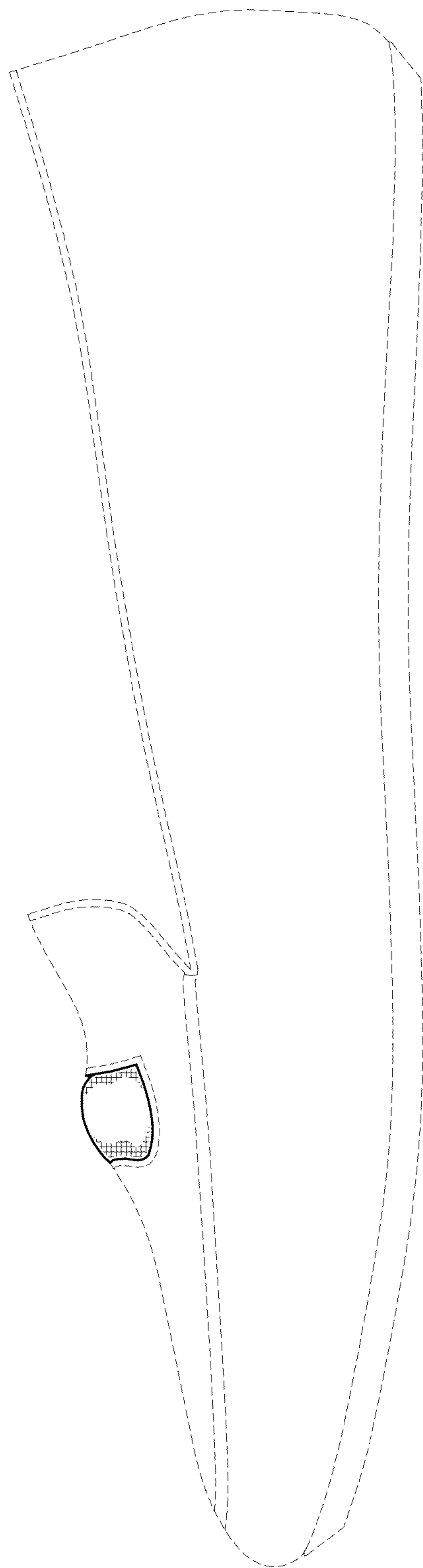


FIG. 4

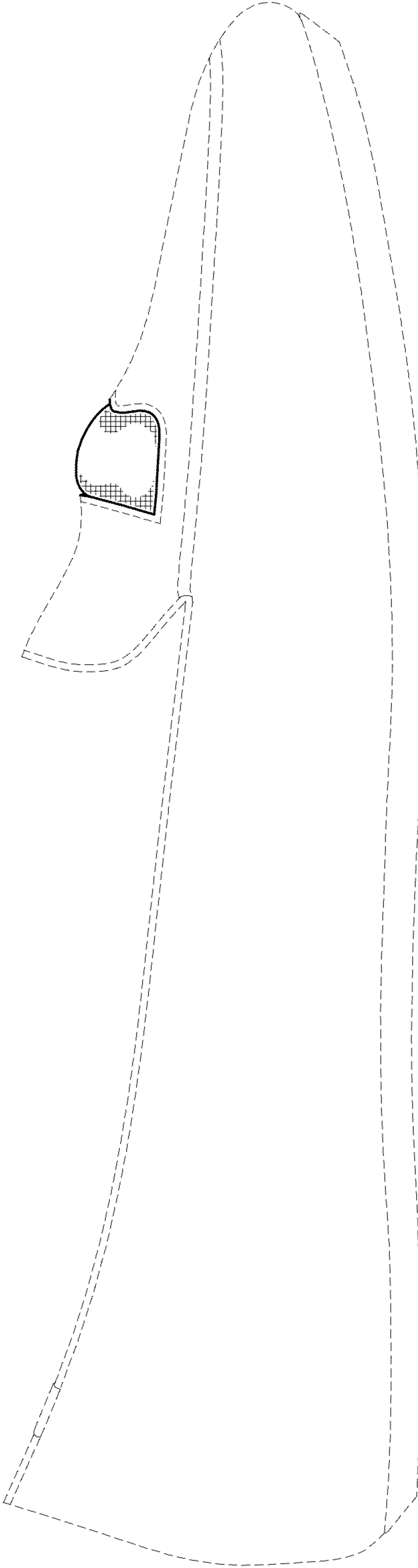


FIG. 5

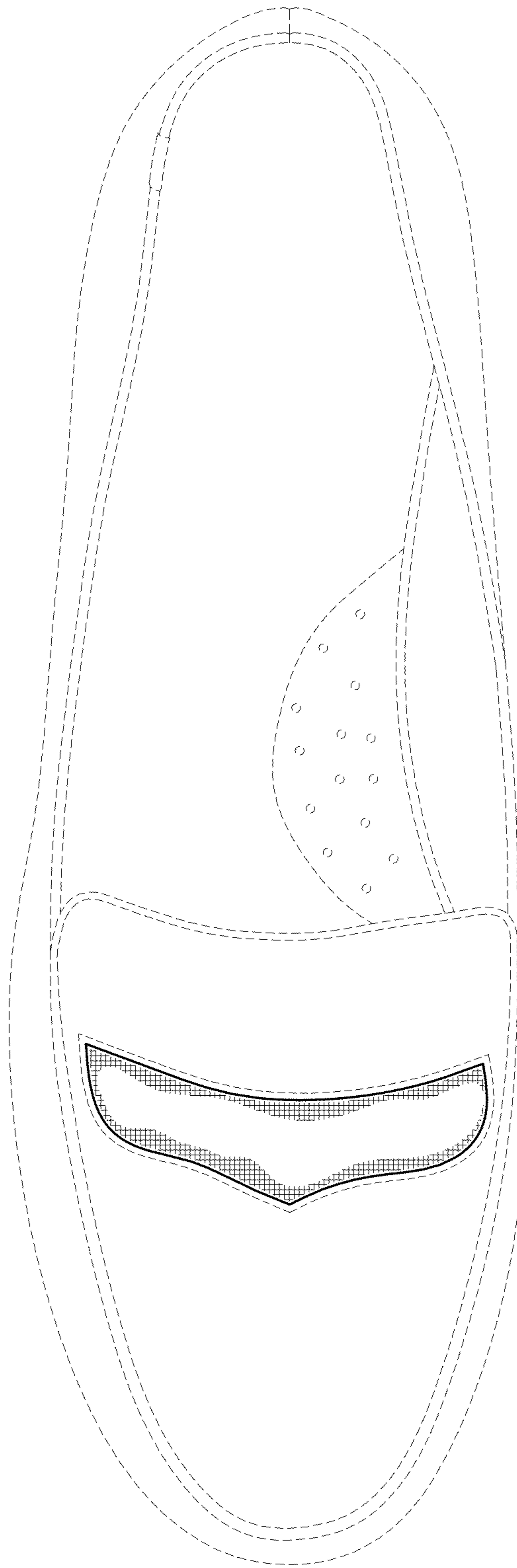


FIG. 6

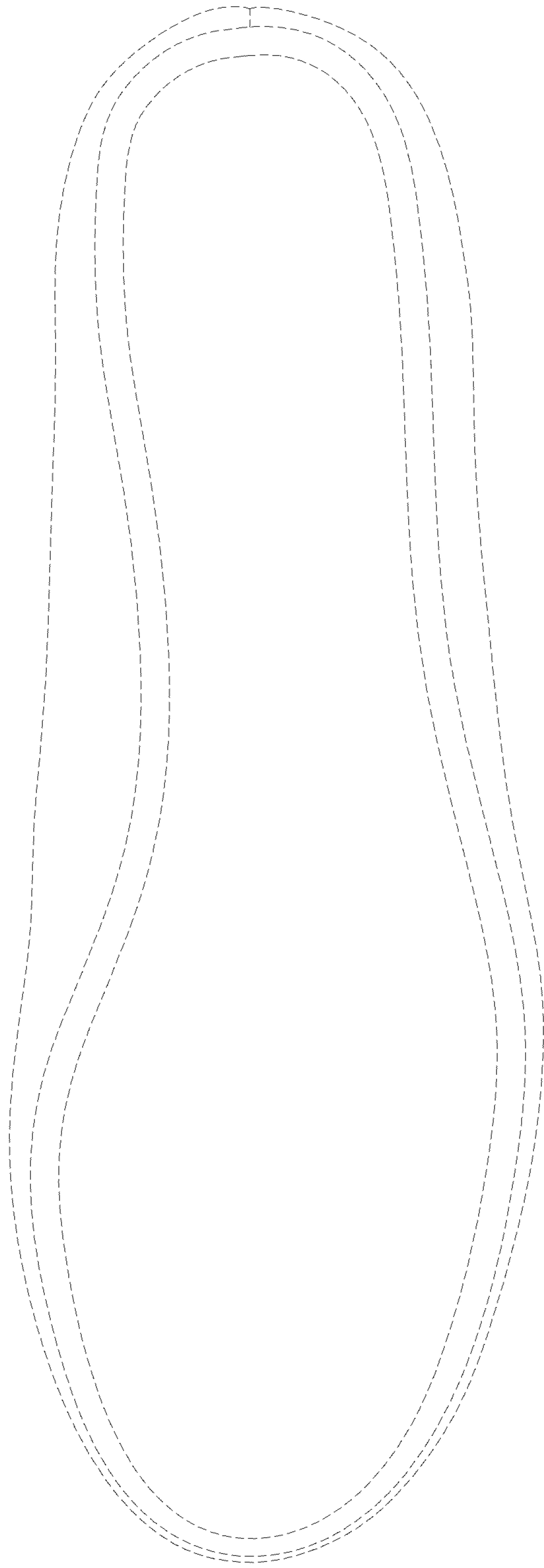


FIG. 7