



US00D723765S

(12) **United States Design Patent**
Grinwald

(10) **Patent No.:** **US D723,765 S**
(45) **Date of Patent:** **** Mar. 3, 2015**

(54) **PALLET CORNERBOARD LOCATOR**

(71) Applicant: **All About Packaging Inc.**, Appleton, WI (US)

(72) Inventor: **Brent J. Grinwald**, Appleton, WI (US)

(73) Assignee: **All About Packaging Inc.**, Appleton, WI (US)

(**) Term: **14 Years**

(21) Appl. No.: **29/437,514**

(22) Filed: **Nov. 16, 2012**

(51) **LOC (10) Cl.** **09-08**

(52) **U.S. Cl.**
USPC **D34/38**

(58) **Field of Classification Search**
USPC D34/38; 206/386, 453, 586, 597;
108/55.1, 55.3, 55.5, 57.12, 57.2;
248/345.1; D8/403; D11/50, 78.1, 108,
D11/109, 184, 73, 95
See application file for complete search history.

(56) **References Cited**

U.S. PATENT DOCUMENTS

D51,096 S *	7/1917	Hoyle	D11/107
D52,386 S *	9/1918	Gadsevitch	D11/97
D54,167 S *	11/1919	Mayo	D11/107
3,955,677 A *	5/1976	Collingwood	206/453
4,201,138 A	5/1980	Cox		
4,292,901 A *	10/1981	Cox	108/55.1
4,838,427 A *	6/1989	Hurley	206/586

6,026,754 A *	2/2000	Kohlhaas	108/56.3
7,159,345 B2 *	1/2007	Hunt	40/312
7,352,500 B2 *	4/2008	Jagt et al.	359/265
7,422,185 B2 *	9/2008	Curnow et al.	248/345.1
D654,356 S *	2/2012	Lavelle	D8/403
8,424,467 B2 *	4/2013	Giampavolo et al.	108/51.11
D709,360 S *	7/2014	Lavelle	D8/403
2009/0250367 A1 *	10/2009	Murdoch et al.	206/453
2010/0300332 A1 *	12/2010	Hayman	108/51.11
2011/0293398 A1	12/2011	Leibreich et al.		
2012/0000815 A1 *	1/2012	Butch et al.	206/586
2014/0138271 A1 *	5/2014	Grinwald et al.	206/386

* cited by examiner

Primary Examiner — Cynthia Ramirez

(74) *Attorney, Agent, or Firm* — Rathe Lindenbaum LLP

(57) **CLAIM**

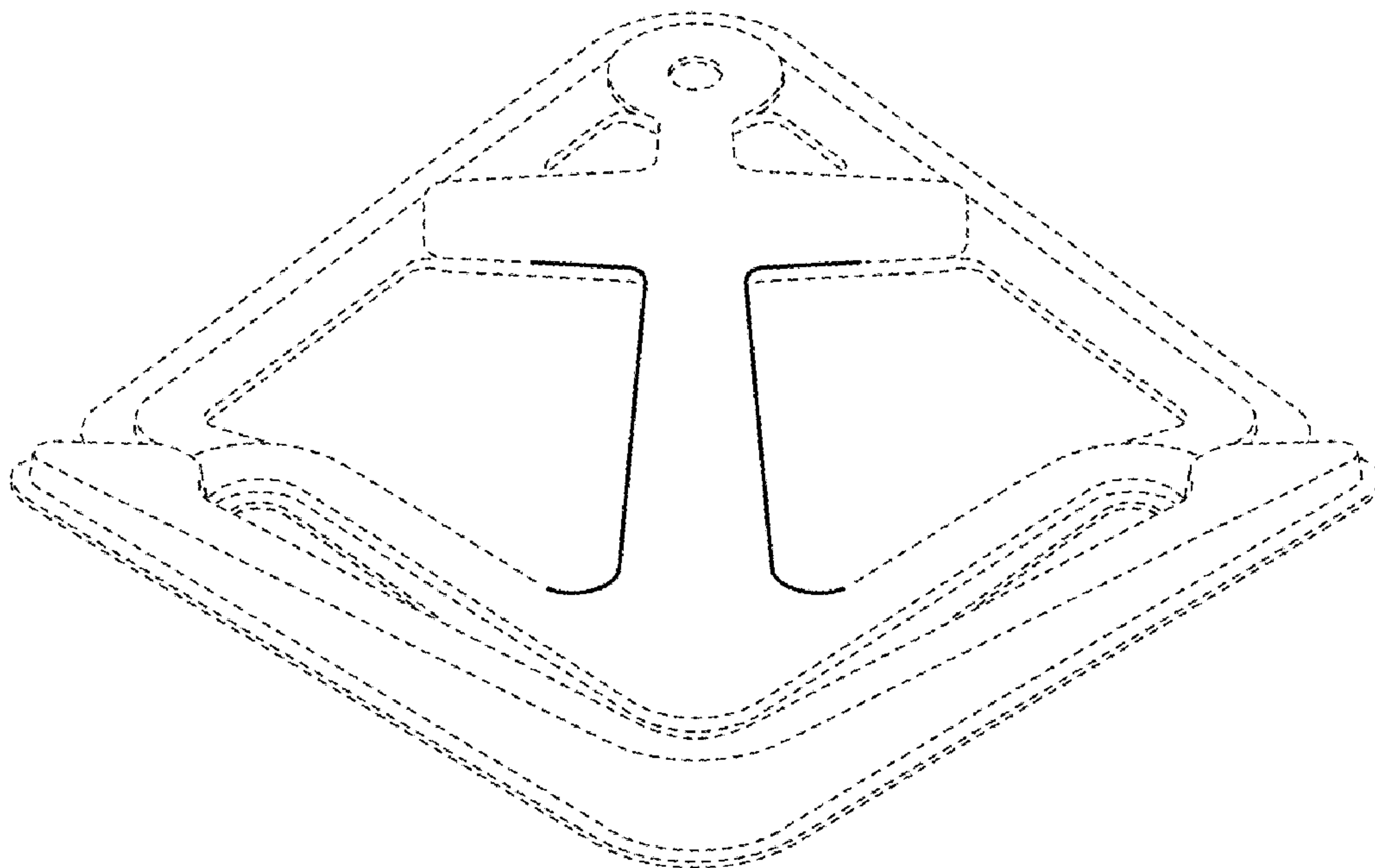
The ornamental design for a pallet cornerboard locator, as shown and described.

DESCRIPTION

FIG. 1 is a front perspective view of a pallet cornerboard locator;
FIG. 2 is a front left perspective view thereof;
FIG. 3 is a top view thereof;
FIG. 4 is a front view thereof;
FIG. 5 is a rear view thereof;
FIG. 6 is a right side view thereof; and,
FIG. 7 is a left side view thereof.

The dash-dash broken lines in the drawings are environmental lines which do not form part of the claimed design. The short dash-long dash lines are boundary lines which do not form part of the claimed design.

1 Claim, 3 Drawing Sheets



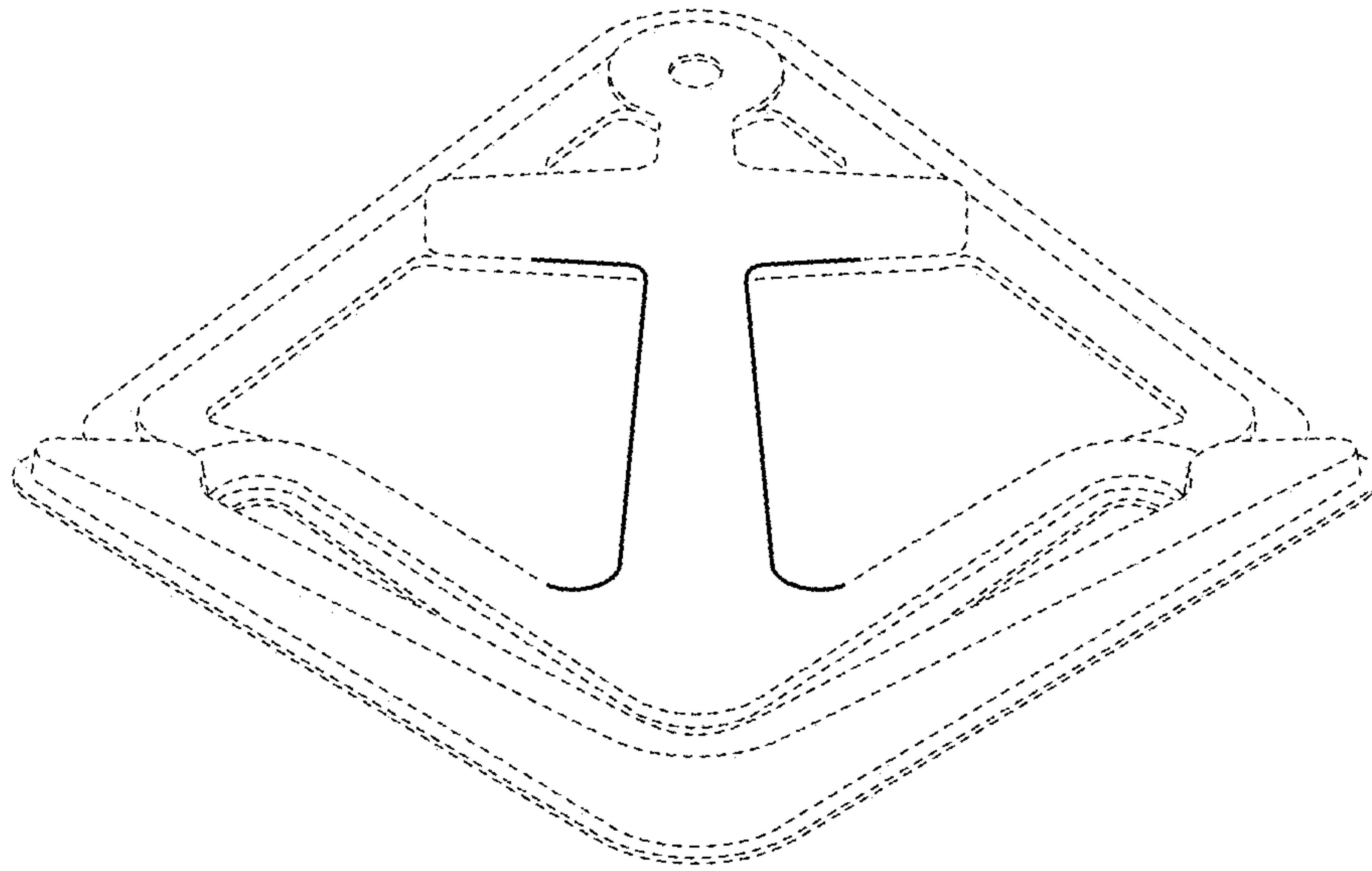


FIG. 1

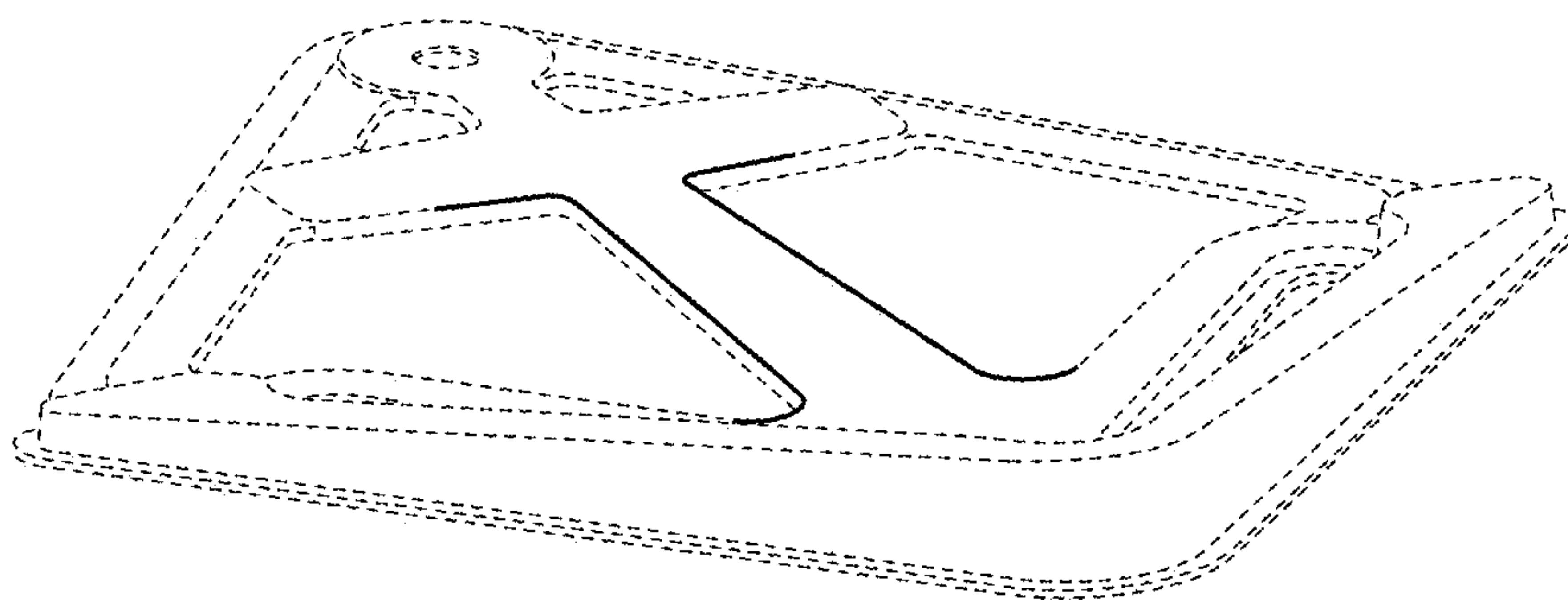


FIG. 2

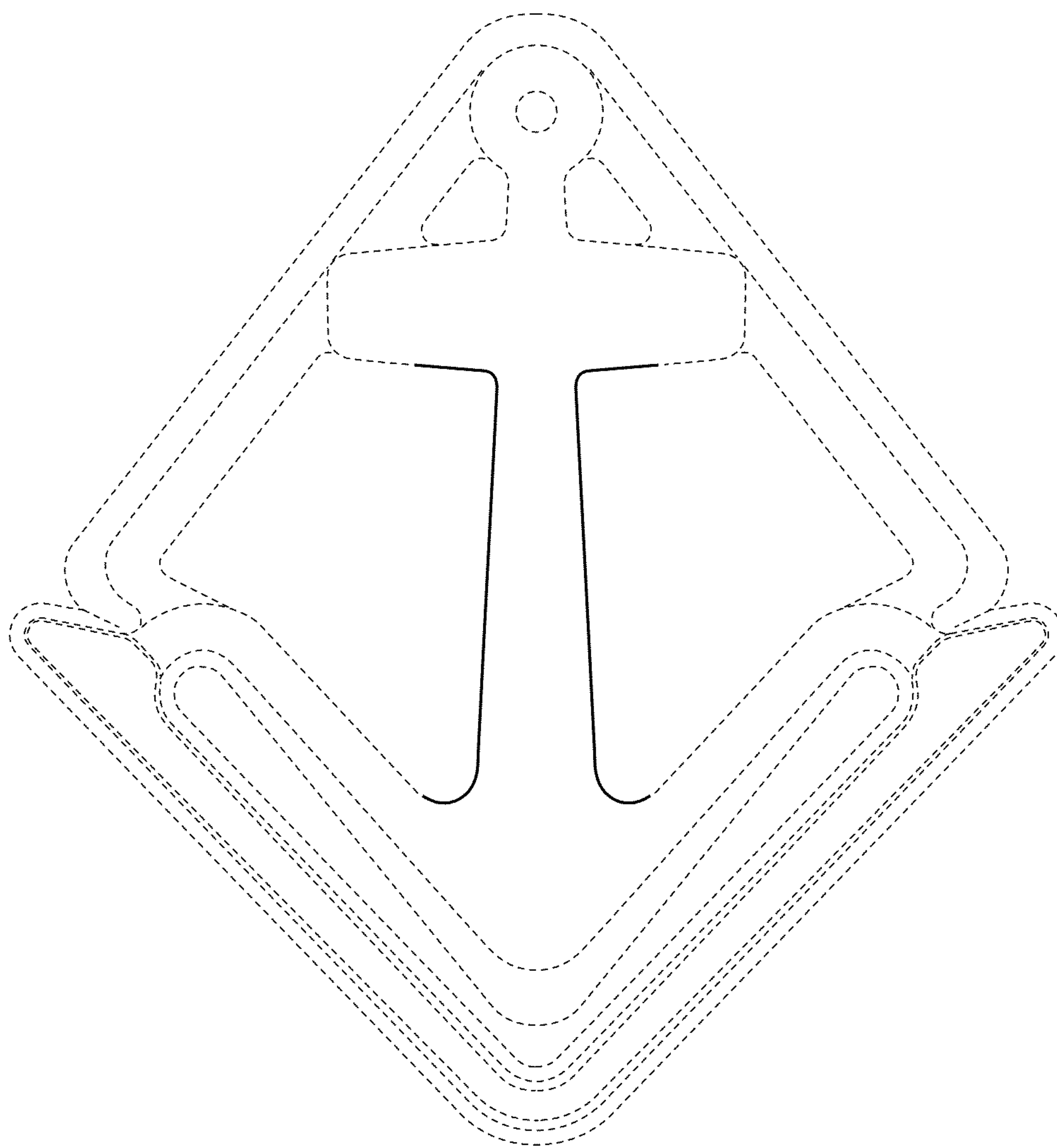


FIG. 3



FIG. 4




FIG. 5

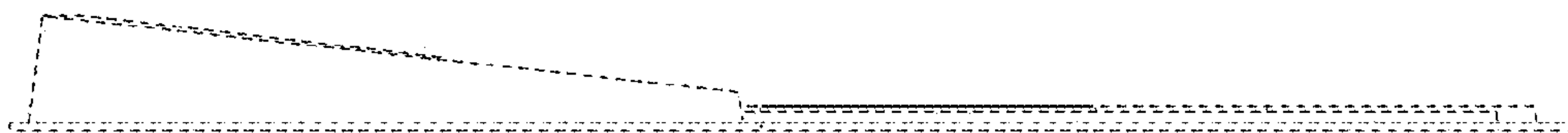


FIG. 6




FIG. 7