

US00D723753S

(12) **United States Design Patent**
Chern et al.

(10) **Patent No.:** **US D723,753 S**
(45) **Date of Patent:** **** Mar. 3, 2015**

(54) **TOY BOX CAT SCRATCHER**
(71) Applicant: **Worldwise, Inc.**, San Rafael, CA (US)
(72) Inventors: **Regina Chern**, Danville, CA (US);
Charles Floyd, Oakland, CA (US); **Lisa Davis-David**, Fairfax, CA (US);
Gregory Snyder, Novato, CA (US);
Sara Paculdo, Novato, CA (US)

4,517,922	A *	5/1985	Lind	119/708
4,996,946	A *	3/1991	Olson	119/706
D353,029	S *	11/1994	Northrop et al.	D30/108
5,775,263	A *	7/1998	Richards	119/706
5,988,114	A *	11/1999	Krietzman et al.	119/706
7,171,922	B2 *	2/2007	Lipscomb et al.	119/706
D545,007	S *	6/2007	Northrop	D30/160
D627,113	S *	11/2010	Seliskar	D30/160
8,327,806	B2 *	12/2012	Haaf	119/706
8,336,501	B2 *	12/2012	Haaf	119/621

(73) Assignee: **Worldwise, Inc.**, San Rafael, CA (US)
(**) Term: **14 Years**

(21) Appl. No.: **29/487,604**

(22) Filed: **Apr. 10, 2014**

(51) **LOC (10) Cl.** **30-99**

(52) **U.S. Cl.**
USPC **D30/160**

(58) **Field of Classification Search**
CPC A01K 15/00; A01K 15/02; A01K 29/00;
A36H 3/28; A63H 11/10; A63H 13/38;
A63H 15/04; A63H 15/06; A63H 33/04;
G09F 19/00
USPC D30/160; 119/621, 702, 706-711
See application file for complete search history.

(56) **References Cited**

U.S. PATENT DOCUMENTS

2,593,319	A *	4/1952	Levitin et al.	D30/160
D235,270	S *	6/1975	Borak	D30/158
4,040,520	A *	8/1977	Joaquin	D30/160
D254,813	S *	4/1980	Kossar	D30/158
D254,815	S *	4/1980	Kossar	D30/158

OTHER PUBLICATIONS

www.moderncat.net; Moderncat Studio!; Wall-M Scratching Tower; 2012.*

* cited by examiner

Primary Examiner — Cathy A MacCormac

(74) *Attorney, Agent, or Firm* — Bay Area Technology Law Group PC

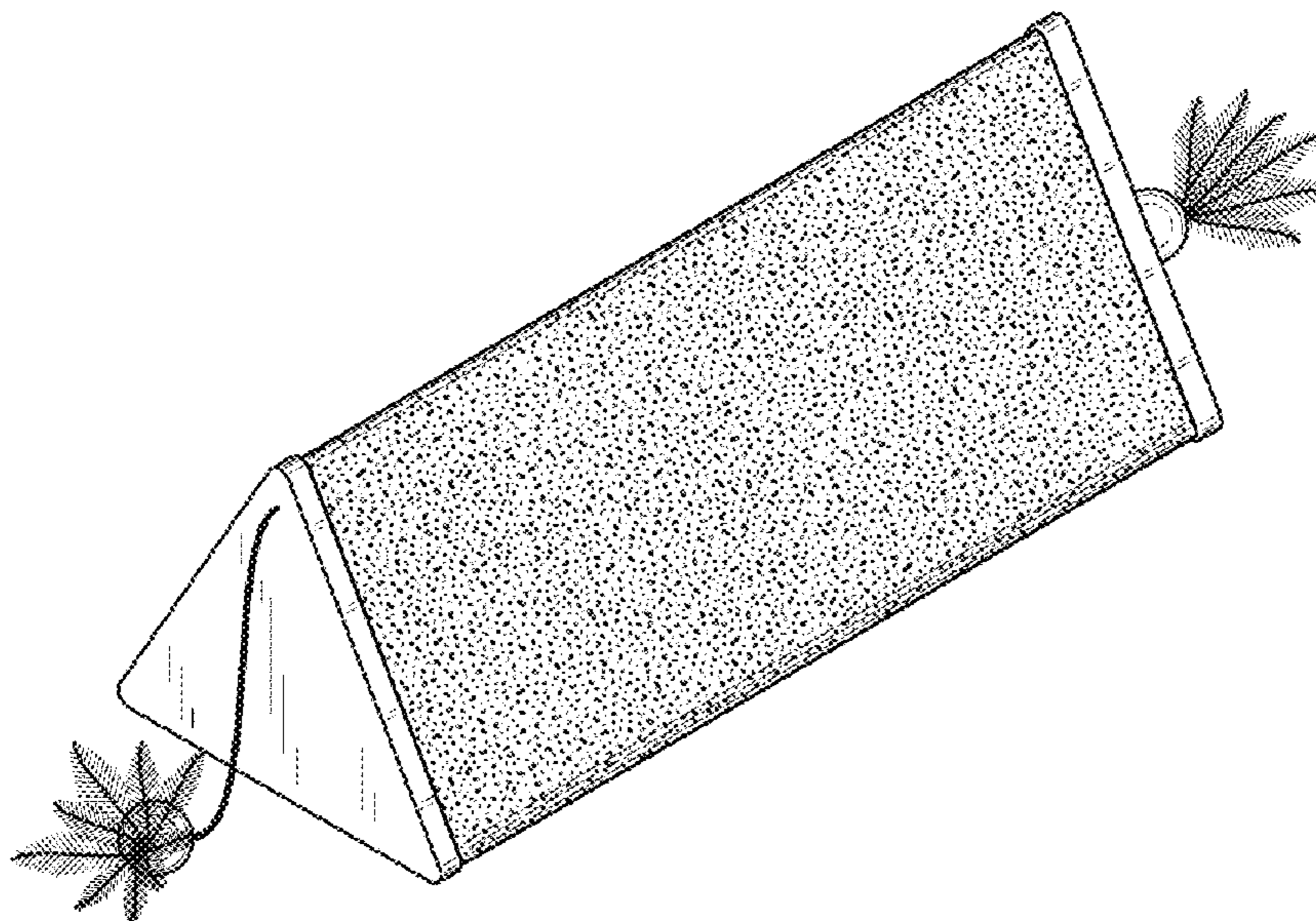
(57) **CLAIM**

The ornamental design for a cat scratcher, as shown and described.

DESCRIPTION

FIG. 1 is a perspective view of a cat scratcher showing my new design;
FIG. 2 is a front view of FIG. 1;
FIG. 3 is a top view of FIG. 1;
FIG. 4 is a bottom view of FIG. 1;
FIG. 5 is a left side view of FIG. 1; and,
FIG. 6 is a right side view of FIG. 1.

1 Claim, 1 Drawing Sheet



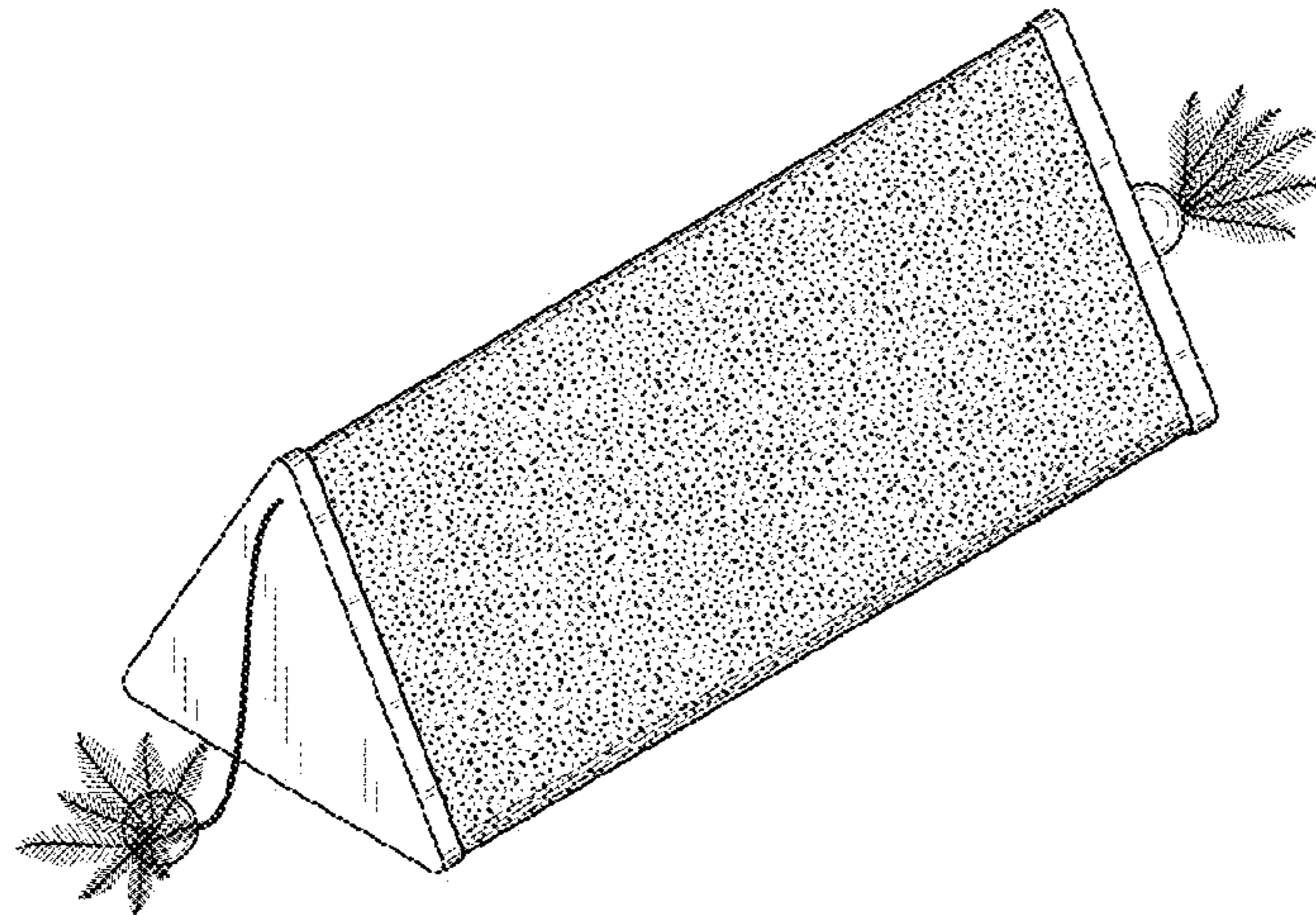


FIG. 1




FIG. 2




FIG. 3

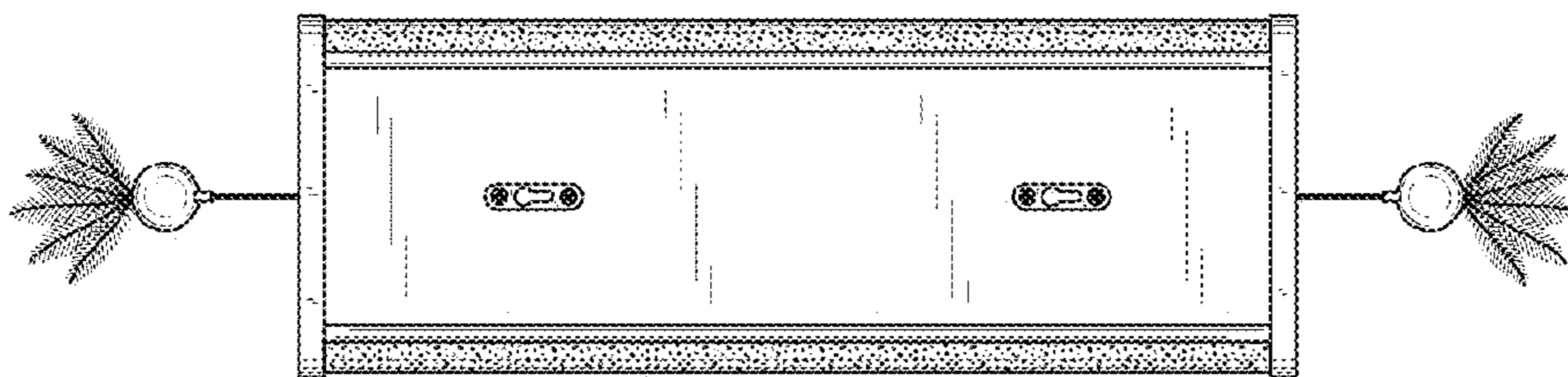


FIG. 4

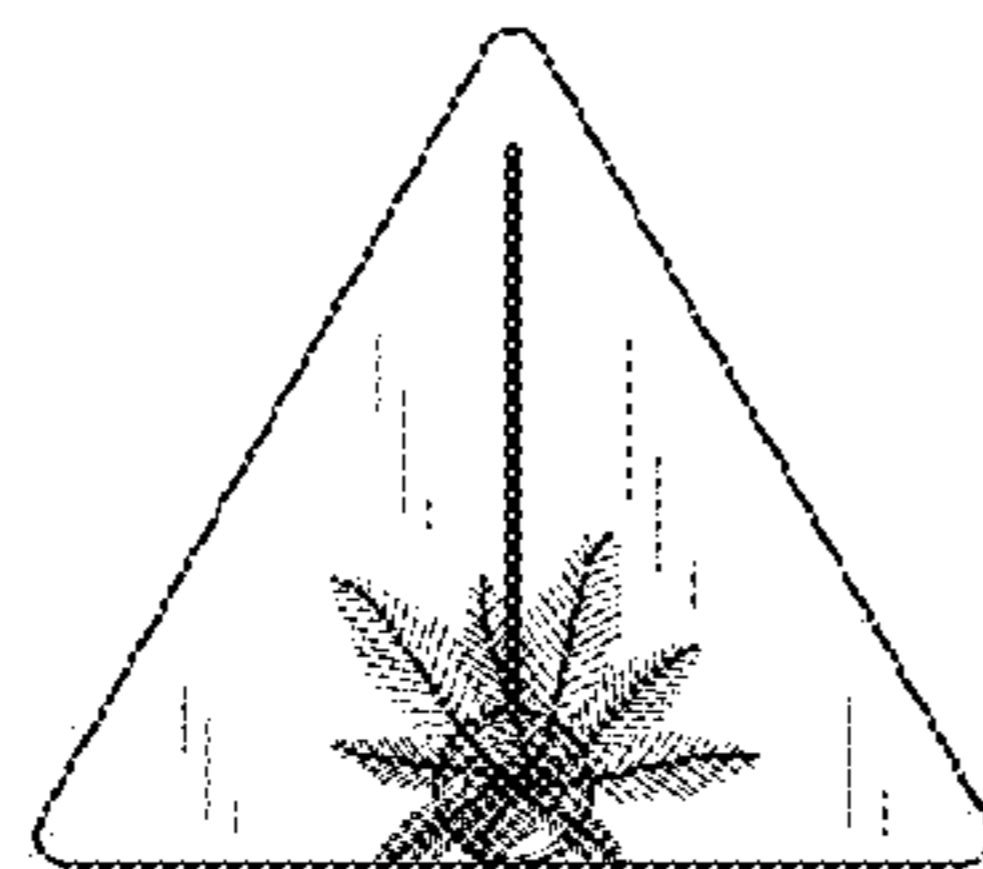


FIG. 5

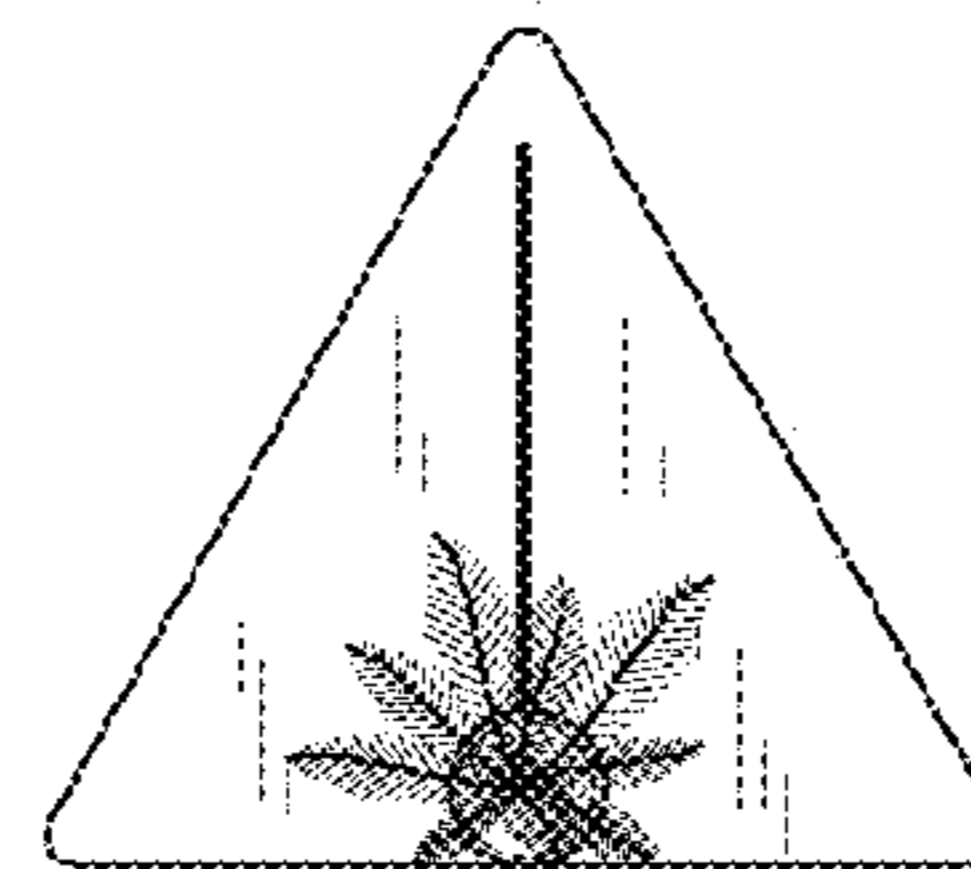


FIG. 6