



US00D723718S

(12) **United States Design Patent**  
**Gray**

(10) **Patent No.:** **US D723,718 S**  
(45) **Date of Patent:** **\*\* Mar. 3, 2015**

(54) **ACOUSTIC WALL PANEL**

(56) **References Cited**

(71) Applicant: **Ronald Kent Gray**, Oceanside, CA (US)

U.S. PATENT DOCUMENTS

(72) Inventor: **Ronald Kent Gray**, Oceanside, CA (US)

2,386,502	A *	10/1945	Peik	428/101
3,026,224	A *	3/1962	Rogers, Jr.	428/167
3,050,287	A *	8/1962	Bloch et al.	256/24
4,184,002	A *	1/1980	Reiniche et al.	428/603
D464,740	S *	10/2002	Griffith	D25/100
D465,858	S *	11/2002	Griffith	D25/138
2003/0205016	A1 *	11/2003	Gulbrandsen et al.	52/506.06

(\*\*) Term: **14 Years**

(21) Appl. No.: **29/453,691**

\* cited by examiner

(22) Filed: **May 1, 2013**

*Primary Examiner* — Doris Clark

(51) **LOC (10) Cl.** ..... **25-01**

(74) *Attorney, Agent, or Firm* — Donn K. Harms

(52) **U.S. Cl.**  
USPC ..... **D25/138**

(57) **CLAIM**

I claim the ornamental design for an acoustic wall panel, as shown and described.

(58) **Field of Classification Search**

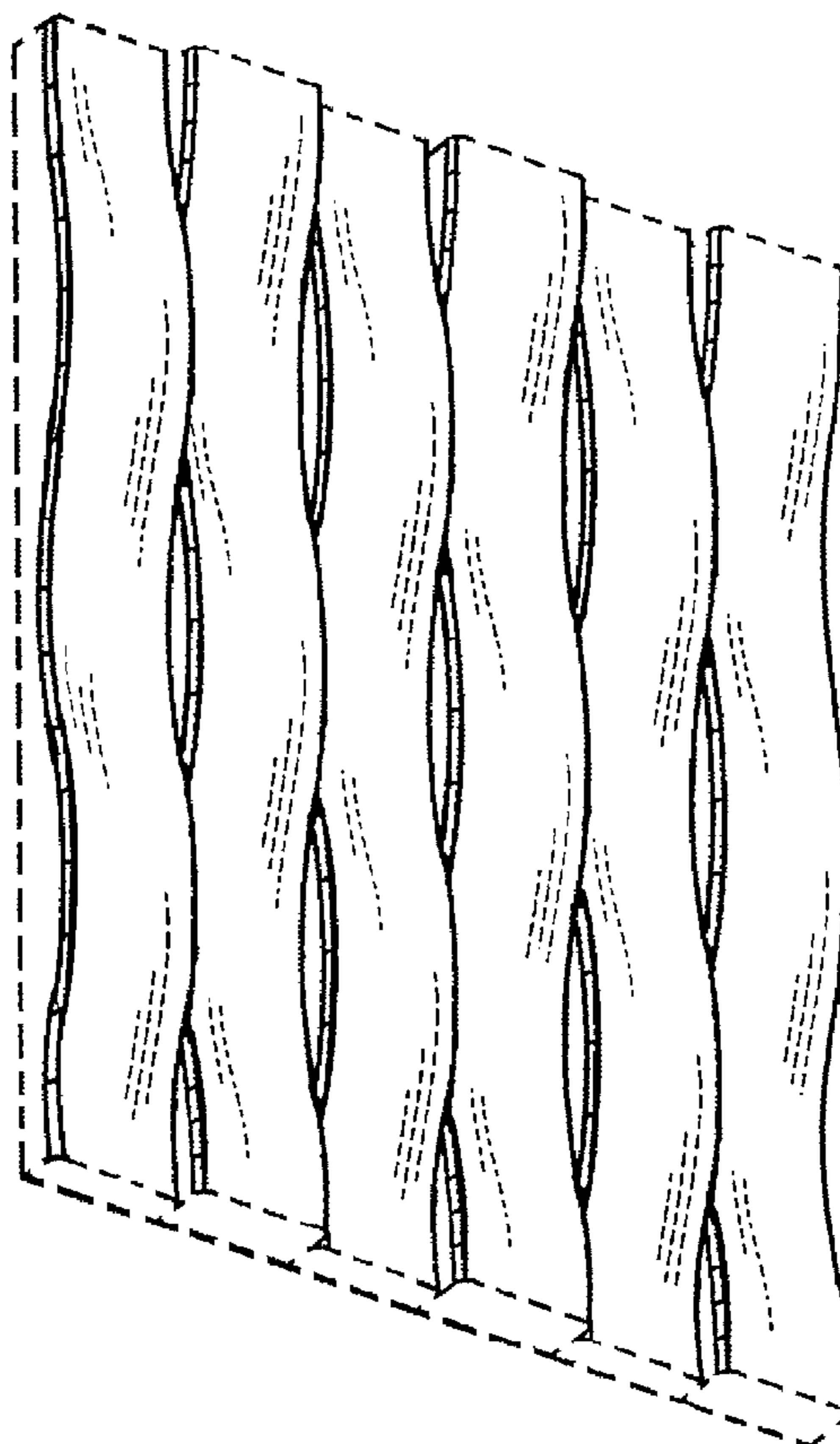
**DESCRIPTION**

USPC ..... D25/138, 157, 158, 159, 160, 161, 162,  
D25/163, 100, 101, 48.8, 42; 52/239, 145,  
52/144, 506.06, 220.4, 450, 783.11,  
52/783.17, 840, 342, 343, 635, 646, 652.1,  
52/654.1, 674, 660, 662, 663, 311.2, 316;  
428/830, 604; 256/24, 73; 181/284,  
181/293

FIG. 1 is front perspective view of the acoustic wall panel; and, FIG. 2 is a front elevation view of the acoustic wall panel, it being understood that the ornamental design of FIGS. 1 and 2 are not expressed in top, bottom, and side views and thus they are omitted, the peripheral outwardly disposed areas of the treatment shown in broken lines are for illustrative purposes only and form no part of the claimed design.

See application file for complete search history.

**1 Claim, 2 Drawing Sheets**



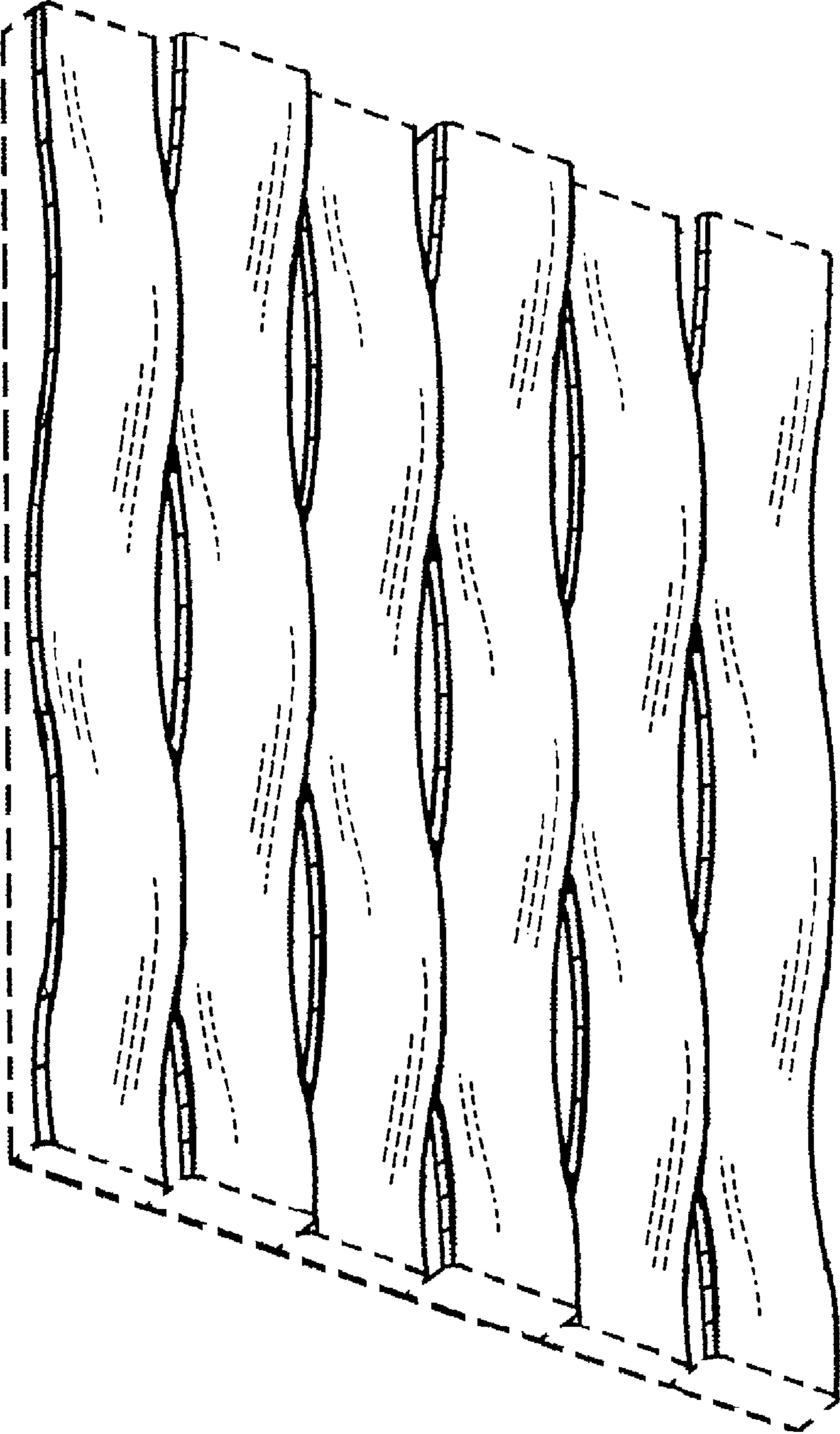


FIG. 1




FIG. 2