



US00D723711S

(12) **United States Design Patent**  
**Elliott**

(10) **Patent No.:** **US D723,711 S**  
(45) **Date of Patent:** **\*\* Mar. 3, 2015**

(54) **VIBRATOR**

(71) Applicant: **Sandra Amalia Mary Elliott**, Kettering (GB)

(72) Inventor: **Sandra Amalia Mary Elliott**, Kettering (GB)

(73) Assignee: **Rocks Off Limited**

(\*\*) Term: **14 Years**

(21) Appl. No.: **29/500,180**

(22) Filed: **Aug. 22, 2014**

(51) **LOC (10) Cl.** ..... **28-03**

(52) **U.S. Cl.**  
USPC ..... **D24/215**

(58) **Field of Classification Search**  
CPC ..... A61H 19/30; A61H 19/32; A61H 19/34;  
A61H 19/40; A61H 19/44; A61H 19/50;  
A61H 19/00; A61H 2201/0153; A61H  
2201/0207; A61H 2201/0263; A61H  
2201/0111; A61H 2201/1253; A61H  
2205/082; A61H 2205/085; A61H 15/0085  
USPC ..... D24/200, 211, 212, 213, 214, 215;  
601/125, 134, 135, 136, 137  
See application file for complete search history.

(56) **References Cited**

**U.S. PATENT DOCUMENTS**

D272,649 S \* 2/1984 Bloch ..... D24/211  
D277,983 S \* 3/1985 Kaminski ..... D24/214

D285,116 S \* 8/1986 Hoff ..... D24/214  
D320,453 S \* 10/1991 Von Winckler ..... D24/215  
D326,327 S \* 5/1992 Sue ..... D24/214  
D326,722 S \* 6/1992 Sue ..... D24/214  
D371,442 S \* 7/1996 Semyonova ..... D24/214  
D376,016 S \* 11/1996 Chen ..... D24/214  
D384,417 S \* 9/1997 Zurbay ..... D24/214  
5,843,005 A \* 12/1998 Chubinsky ..... 601/15  
D463,751 S \* 10/2002 Wilkinson ..... D11/3  
D465,852 S \* 11/2002 Bloch ..... D24/211  
D530,822 S \* 10/2006 Inubushi ..... D24/214  
D568,490 S \* 5/2008 Nan ..... D24/215  
D590,066 S \* 4/2009 Stewart ..... D24/214  
D607,116 S \* 12/2009 Morganstern ..... D24/214  
D650,087 S \* 12/2011 Huang ..... D24/215  
D717,457 S \* 11/2014 Heilman et al. .... D24/215

\* cited by examiner

*Primary Examiner* — Sandra Snapp

(57) **CLAIM**

The ornamental design for a vibrator, as shown and described.

**DESCRIPTION**

This application claims priority from the European Design Application No. 002416560-0003, filed on 3 Mar. 2014.

FIG. 1 is an isometric view of the vibrator showing my new design;

FIG. 2 is a left view thereof;

FIG. 3 is a right view thereof;

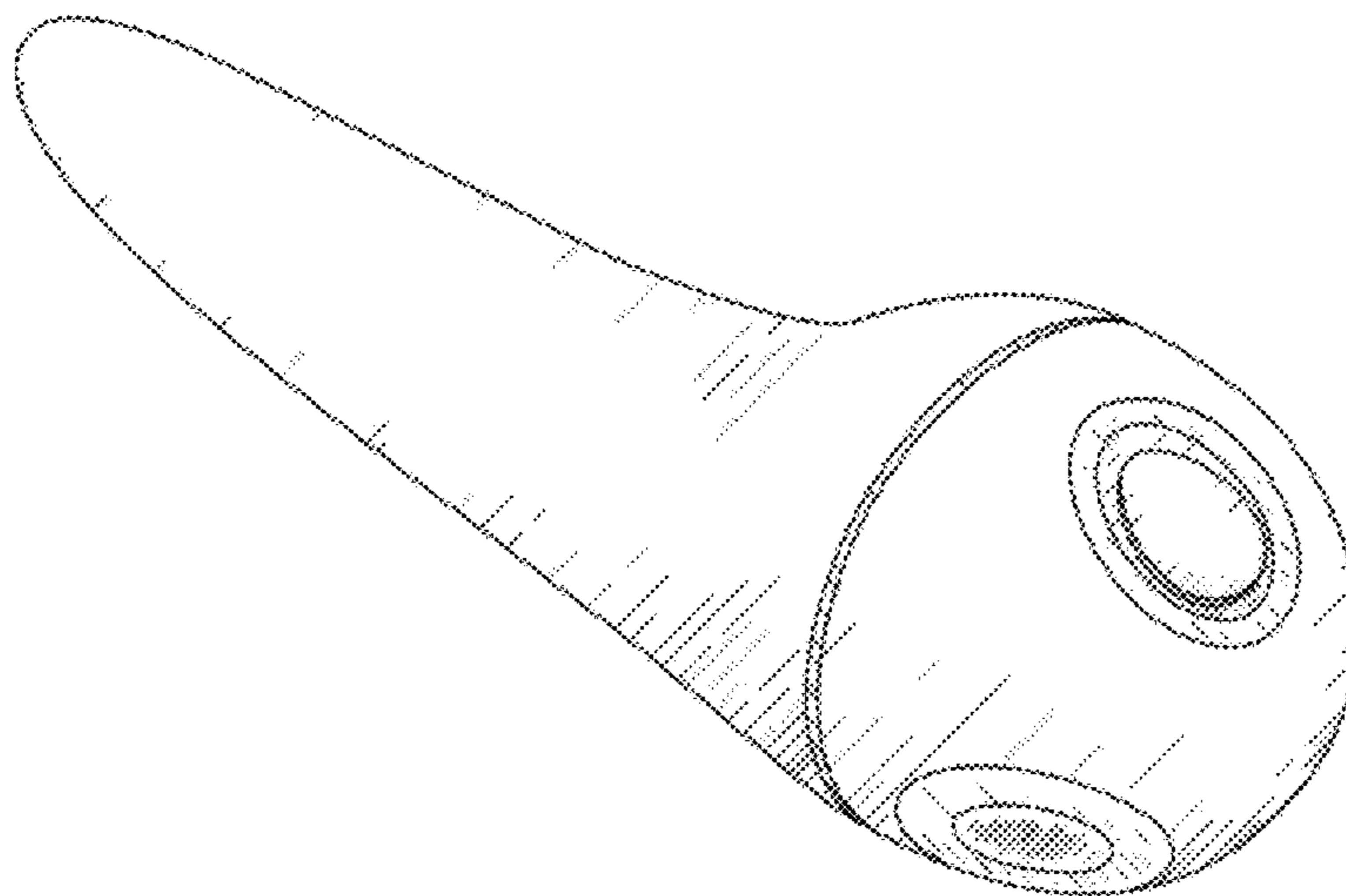
FIG. 4 is a top plan view thereof;

FIG. 5 is a bottom view thereof;

FIG. 6 is a rear view thereof; and,

FIG. 7 is a front view thereof.

**1 Claim, 7 Drawing Sheets**



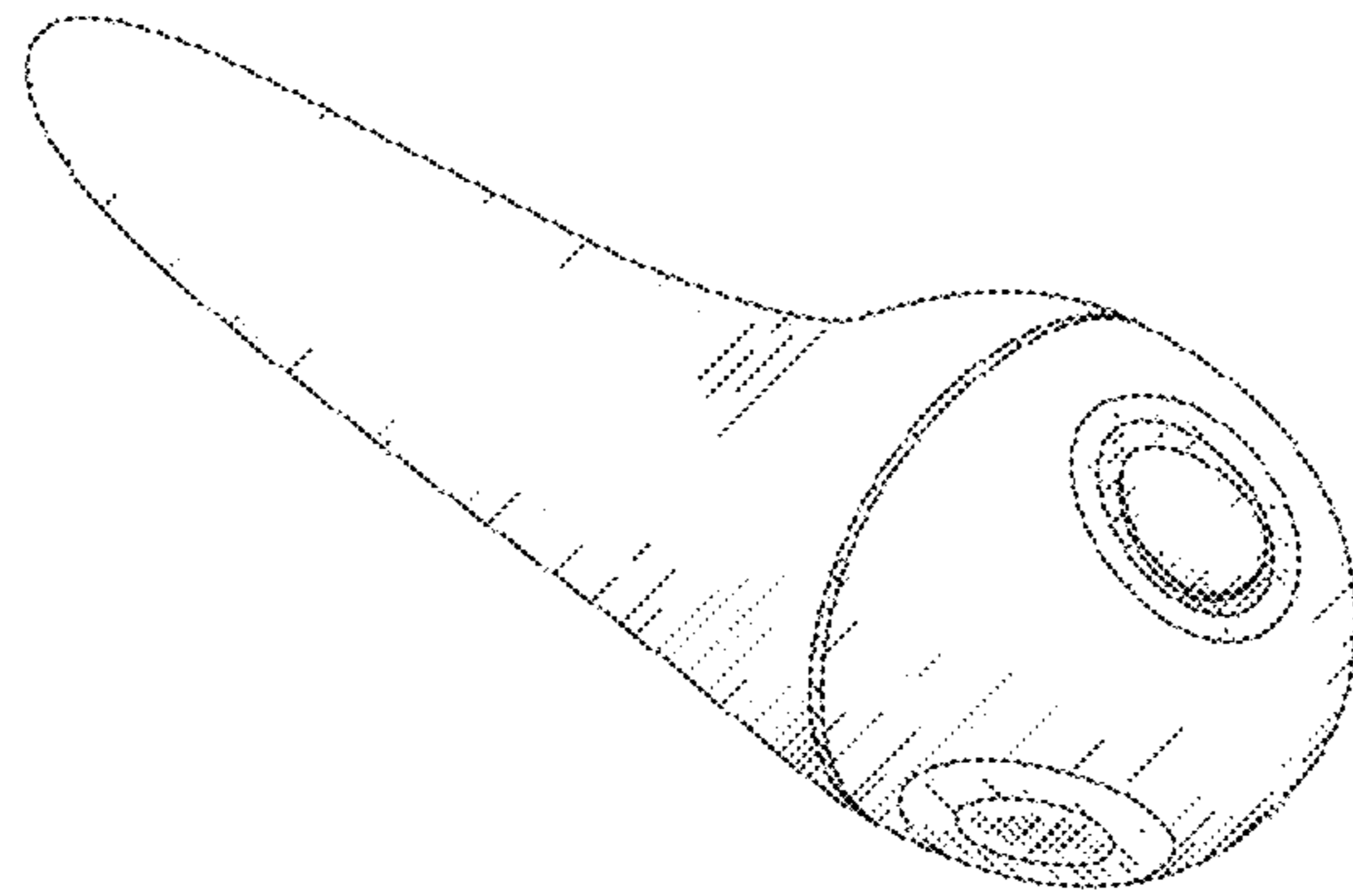


FIG. 1

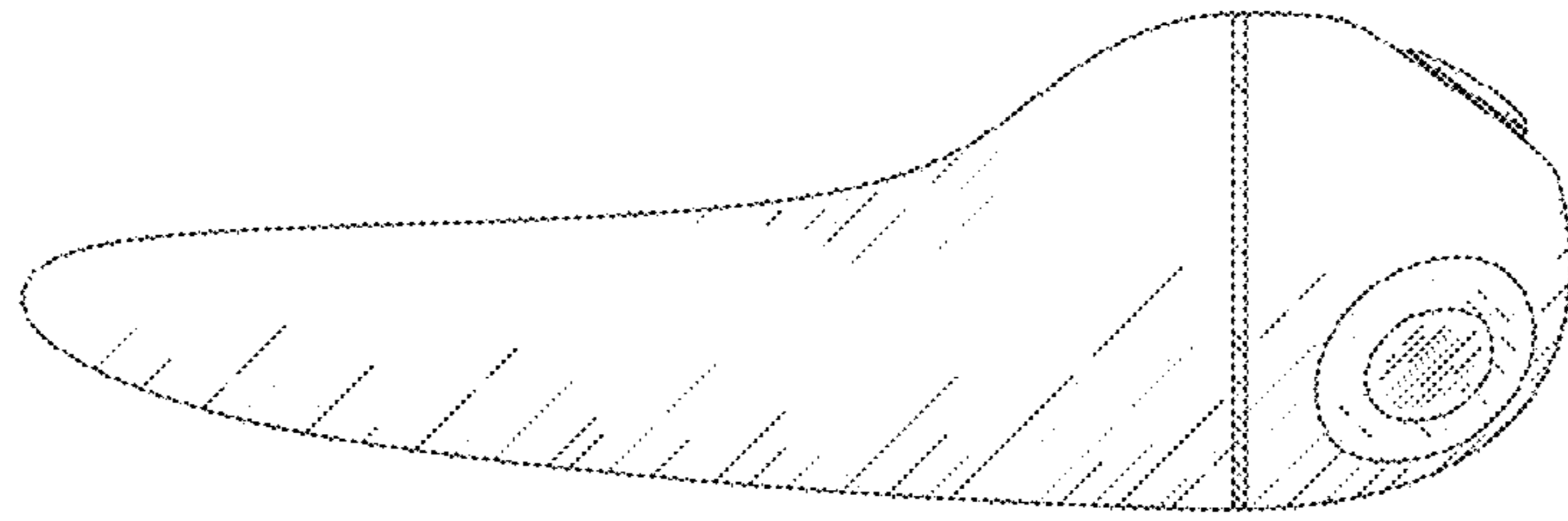


FIG. 2

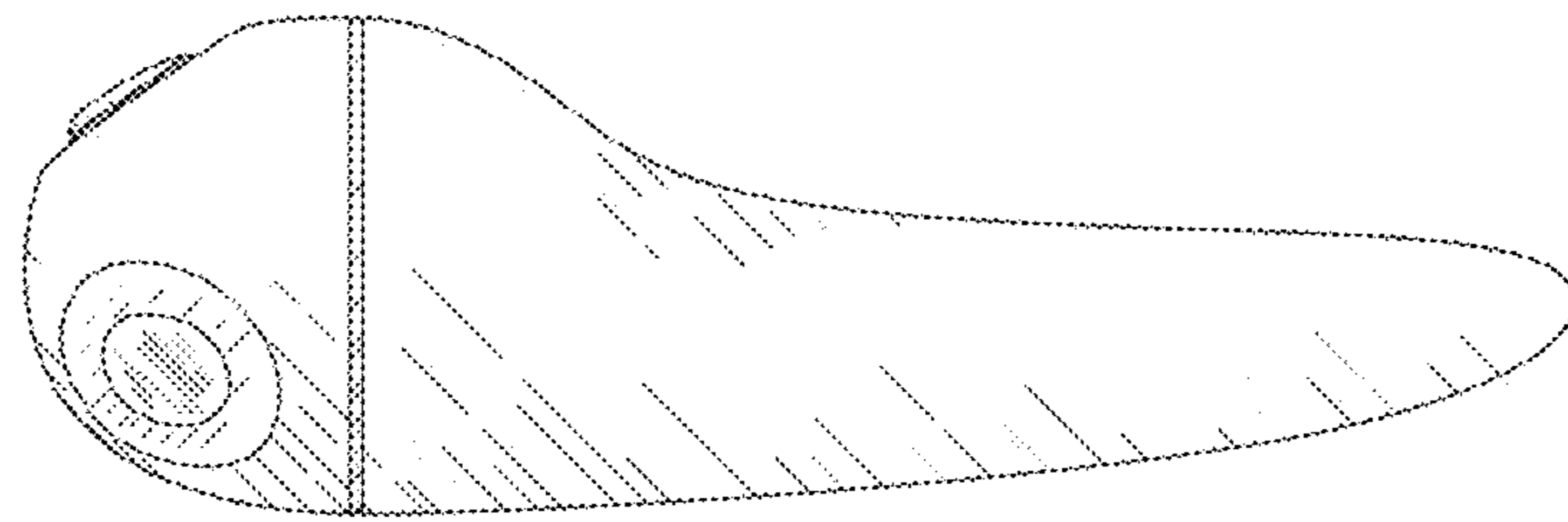


FIG. 3




FIG. 4

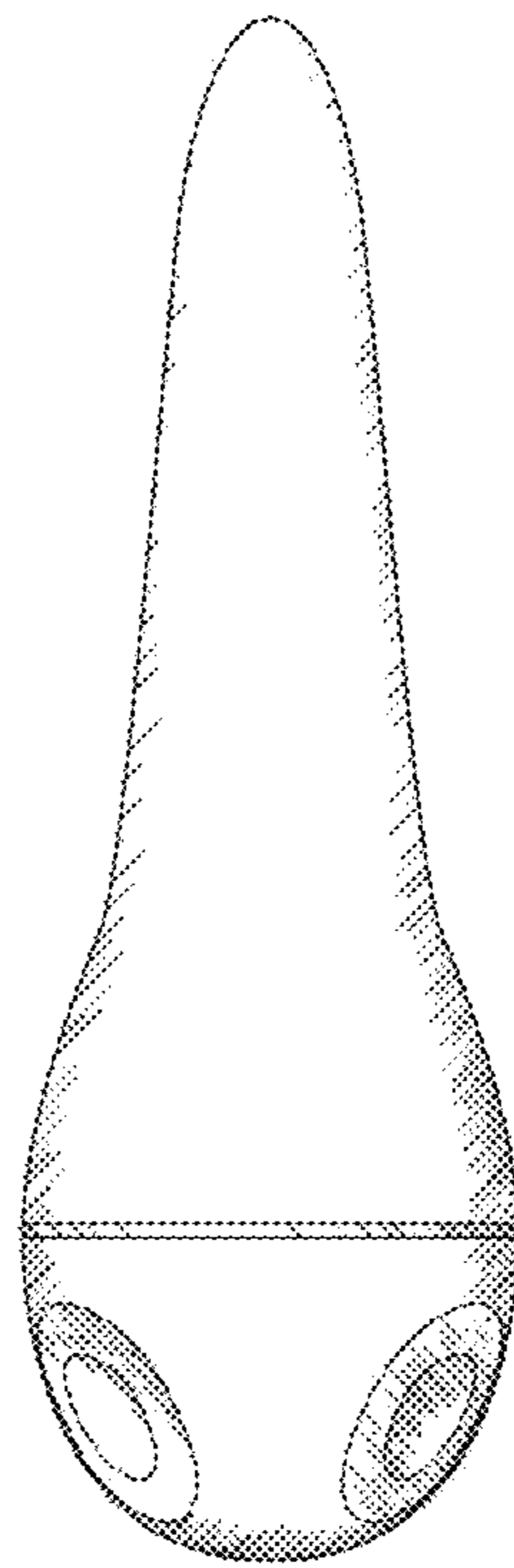


FIG. 5

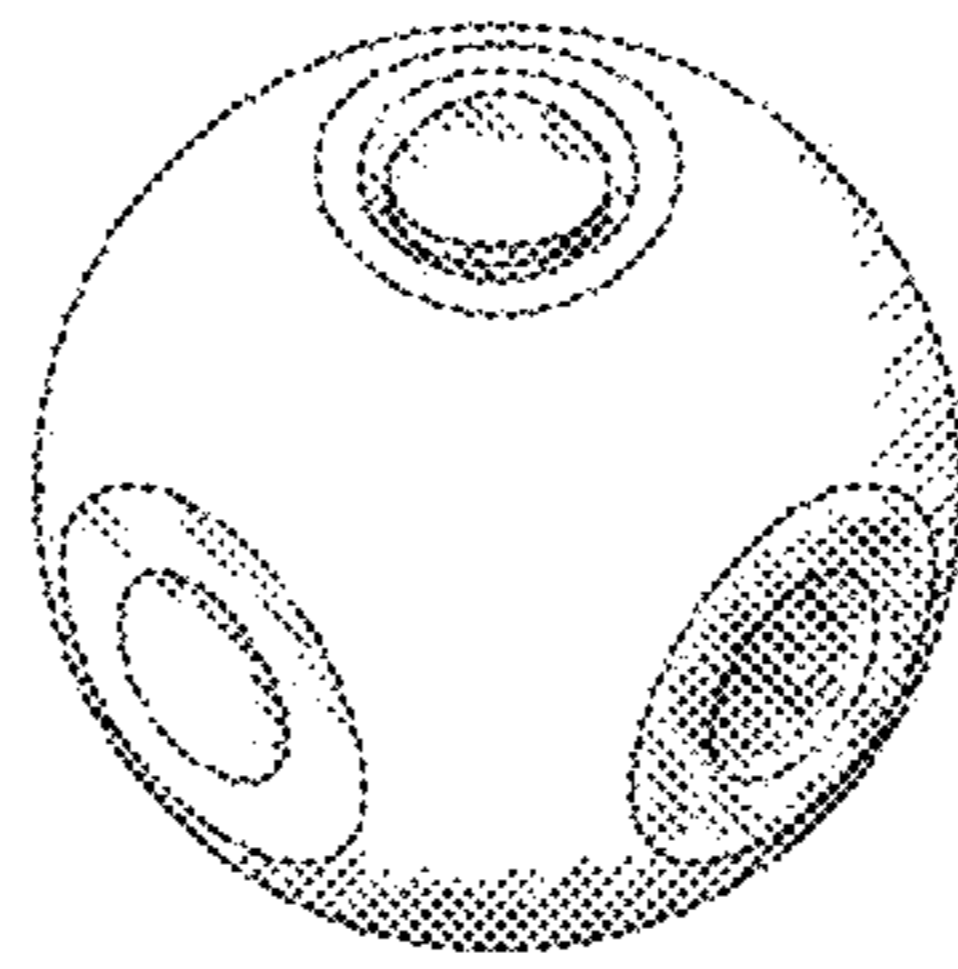


FIG. 6

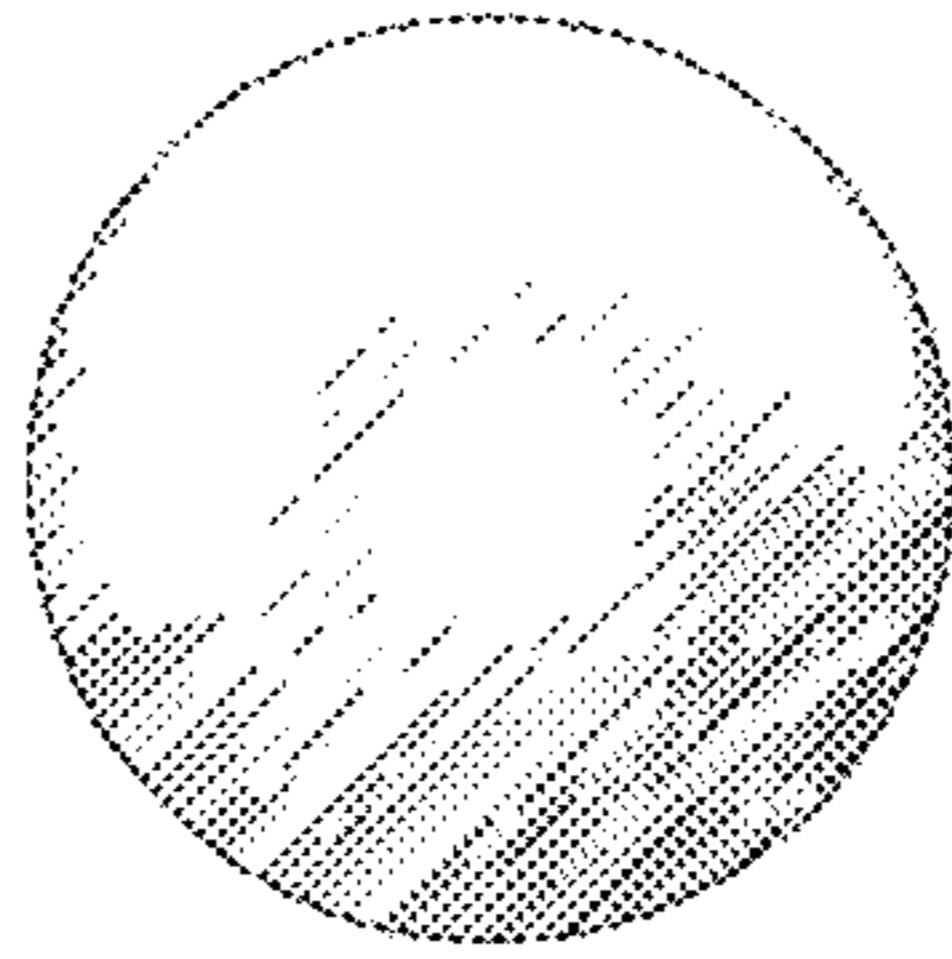


FIG. 7