



US00D723691S

(12) **United States Design Patent**  
**McCormack et al.**

(10) **Patent No.:** **US D723,691 S**  
(45) **Date of Patent:** **\*\* Mar. 3, 2015**

- (54) **CERVICAL CAGE**
- (71) Applicant: **Providence Medical Technology, Inc.**,  
San Francisco, CA (US)
- (72) Inventors: **Bruce M. McCormack**, San Francisco,  
CA (US); **Edward Liou**, San Bruno, CA  
(US); **Jeffrey D. Smith**, Lafayette, CA  
(US); **David Michael Schummers**, San  
Francisco, CA (US)
- (73) Assignee: **Providence Medical Technology, Inc.**,  
Lafayette, CA (US)

D611,147	S	*	3/2010	Hanson et al.	.....	D24/155
D615,653	S	*	5/2010	Horton	.....	D24/155
D623,748	S	*	9/2010	Horton et al.	.....	D24/155
D623,749	S	*	9/2010	Horton et al.	.....	D24/155
D627,468	S	*	11/2010	Richter et al.	.....	D24/155
D631,967	S	*	2/2011	Horton	.....	D24/155
7,892,261	B2	*	2/2011	Bonutti	.....	606/279
D650,481	S	*	12/2011	Gottlieb et al.	.....	D24/155
D653,757	S	*	2/2012	Binder	.....	D24/155
D674,900	S	*	1/2013	Janice et al.	.....	D24/155
D677,791	S	*	3/2013	Danacioglu et al.	.....	D24/155
D681,205	S	*	4/2013	Farris et al.	.....	D24/155
2003/0105526	A1	*	6/2003	Bryant et al.	.....	623/16.11
2006/0015184	A1	*	1/2006	Winterbottom et al.	...	623/18.11
2012/0143334	A1	*	6/2012	Boyce et al.	.....	623/16.11
2013/0144389	A1	*	6/2013	Bonutti	.....	623/17.16

(\*\*) Term: **14 Years**

\* cited by examiner

(21) Appl. No.: **29/448,474**

*Primary Examiner* — Ian Simmons

(22) Filed: **Mar. 12, 2013**

*Assistant Examiner* — Charles Hanson

(74) *Attorney, Agent, or Firm* — Dorsey & Whitney LLP

**Related U.S. Application Data**

(63) Continuation-in-part of application No. 29/435,385,  
filed on Oct. 23, 2012.

(51) **LOC (10) Cl.** ..... **24-02**

(52) **U.S. Cl.**  
USPC ..... **D24/155**

(58) **Field of Classification Search**  
USPC ..... D24/155, 133, 135; 623/17.15, 17.16,  
623/17.12; 604/500; 606/61  
See application file for complete search history.

(56) **References Cited**

**U.S. PATENT DOCUMENTS**

6,008,433	A	*	12/1999	Stone	.....	623/20.14
D444,878	S	*	7/2001	Walter	.....	D24/155
D445,188	S	*	7/2001	Walter	.....	D24/155
6,823,871	B2	*	11/2004	Schmieding	.....	128/898
D524,443	S	*	7/2006	Blain	.....	D24/155
D541,940	S	*	5/2007	Blain	.....	D24/155

(57) **CLAIM**

The ornamental design for a cervical cage, as shown and described.

**DESCRIPTION**

FIG. 1 is a front perspective view of a cervical cage embodying our new design.

FIG. 2 is a front view of the embodiment shown in FIG. 1.

FIG. 3 is a right side view of the embodiment shown in FIG. 1.

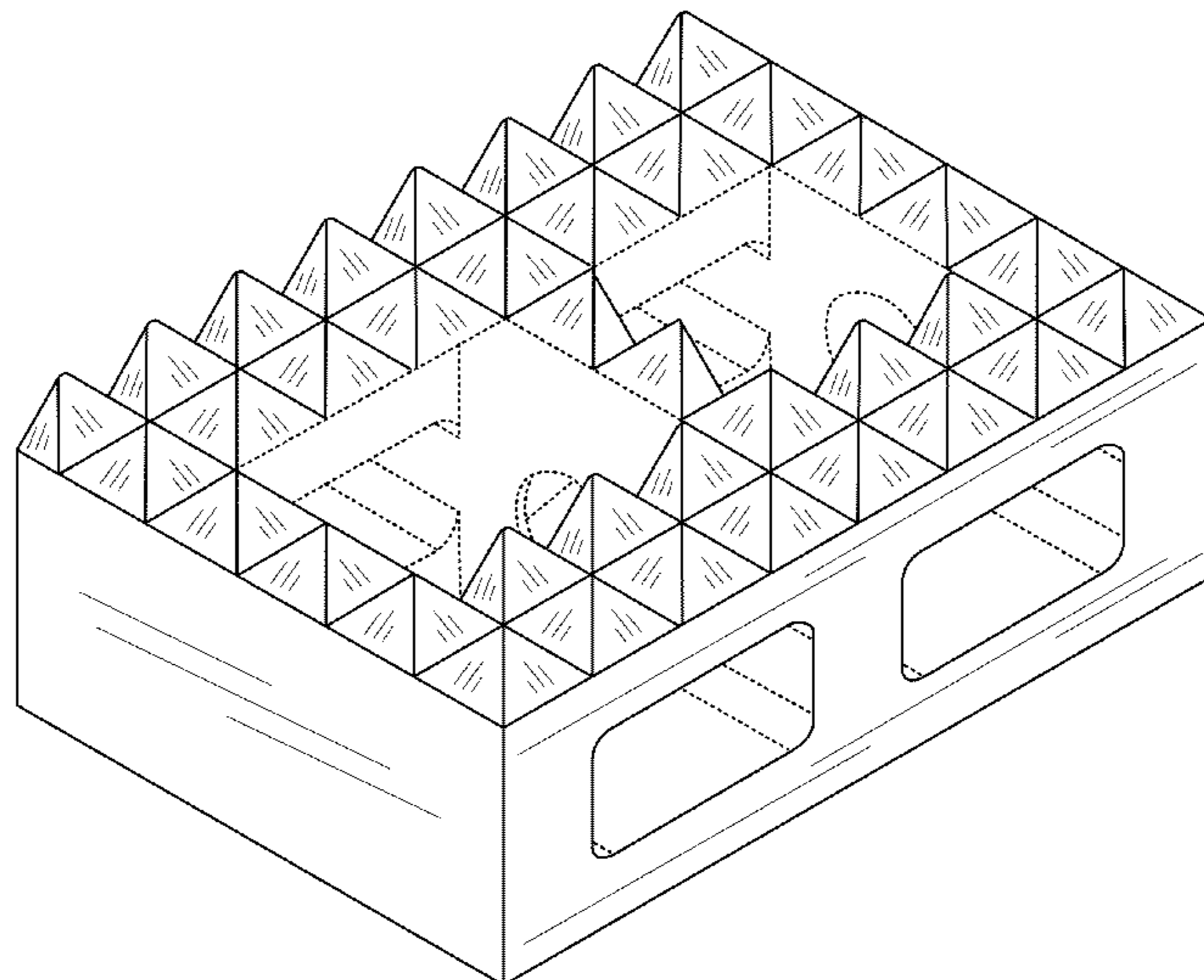
FIG. 4 is a left side view of the embodiment shown in FIG. 1.

FIG. 5 is a rear view of the embodiment shown in FIG. 1; and,

FIG. 6 is a top view of the embodiment shown in FIG. 1, the bottom view being identical thereto.

The portions shown in broken lines in the figures are for illustrative purposes only and form no part of the claimed design.

**1 Claim, 6 Drawing Sheets**






FIG. 1




FIG. 2

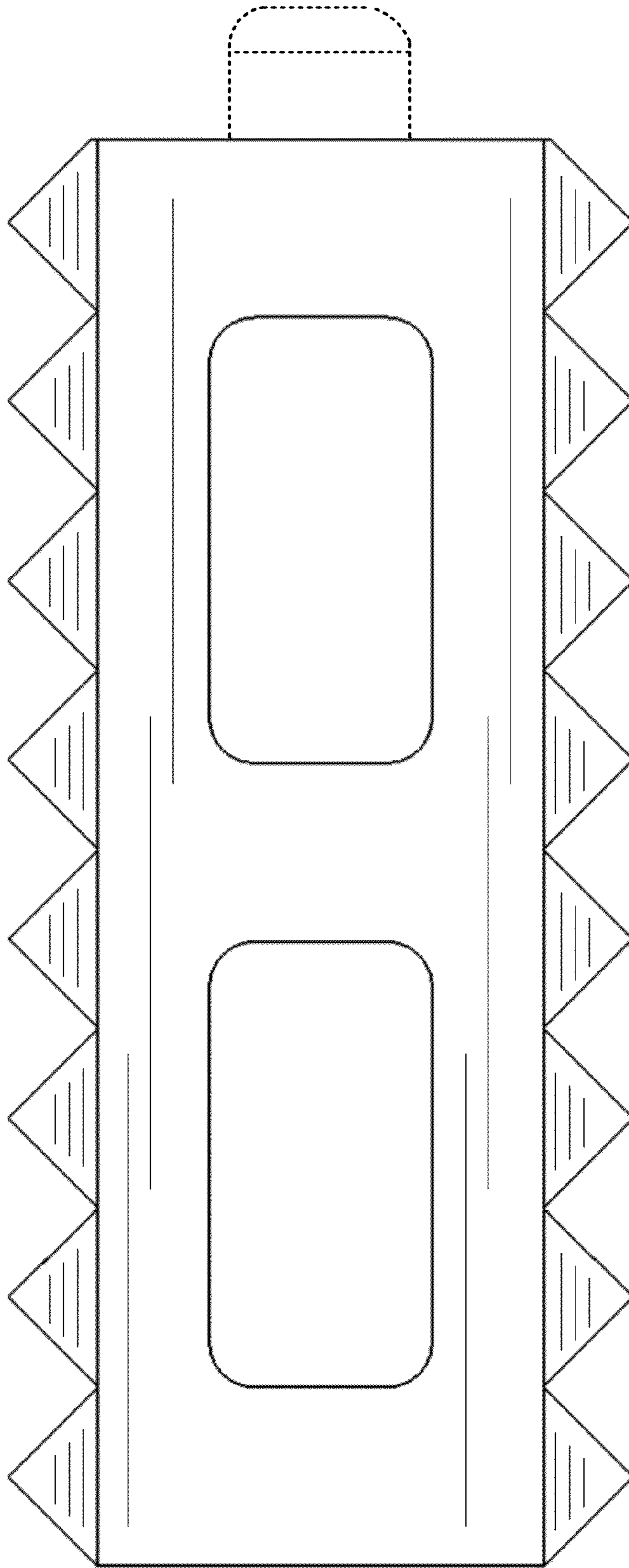


FIG. 3

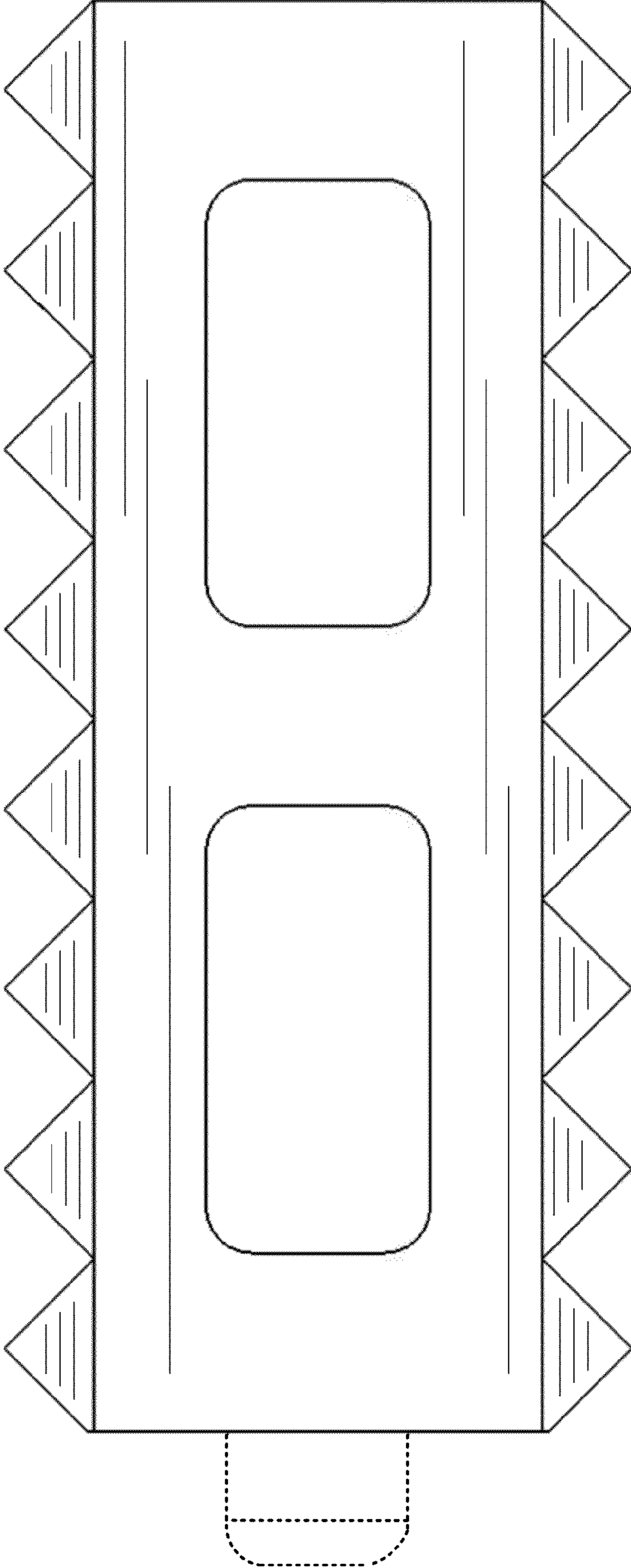


FIG. 4

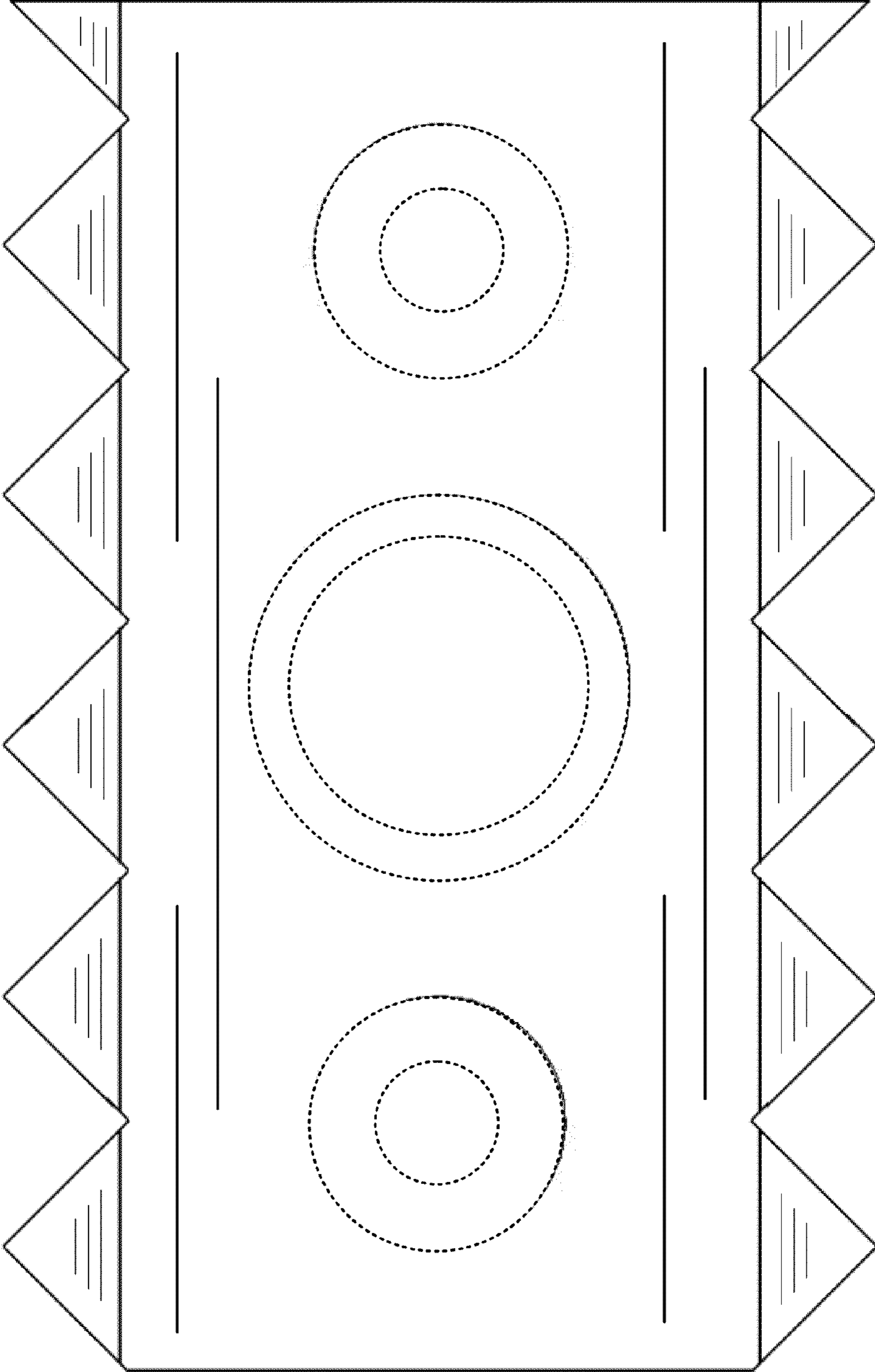


FIG. 5

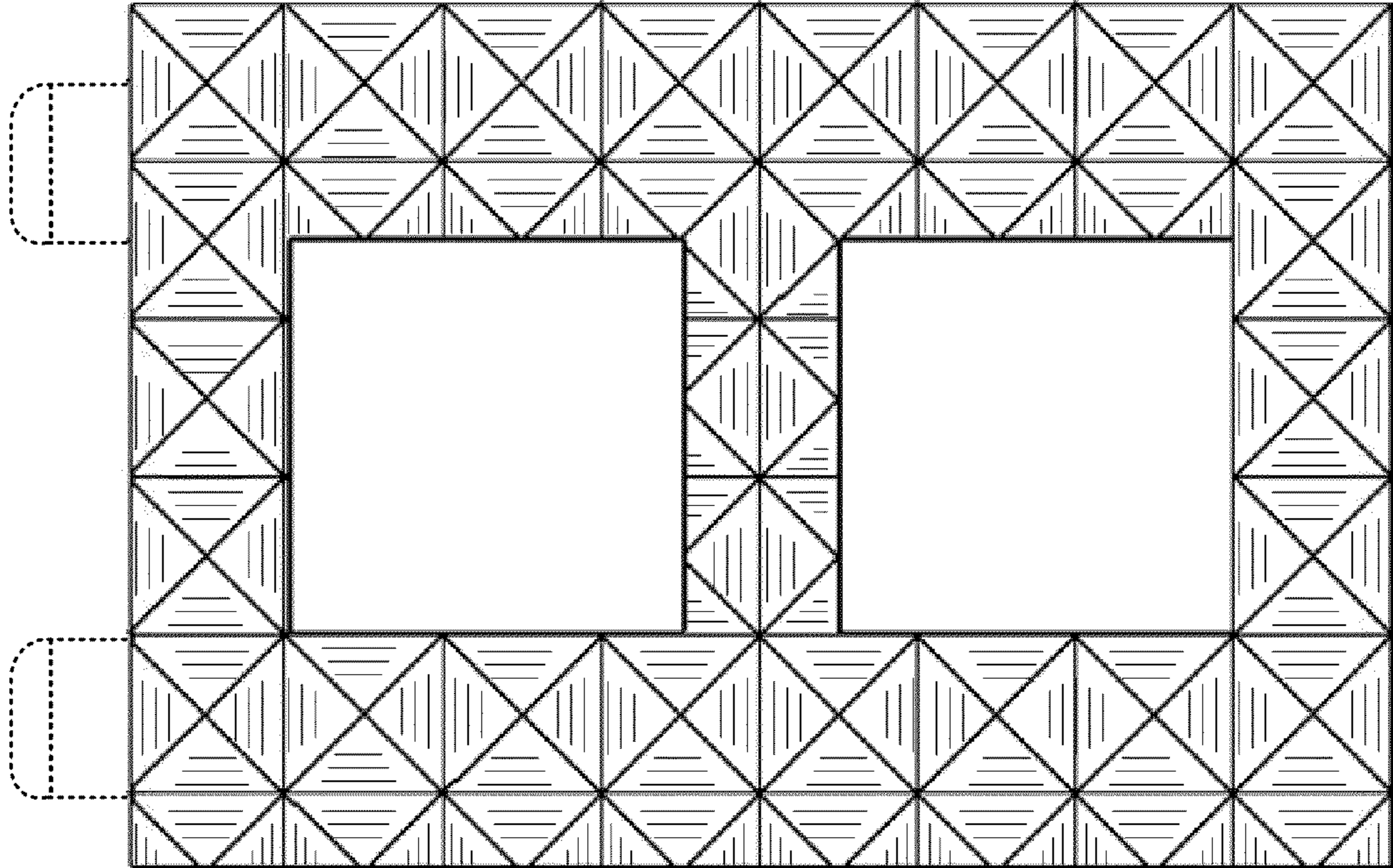


FIG. 6