



US00D723683S

(12) **United States Design Patent**
Yoshida et al.

(10) **Patent No.:** **US D723,683 S**
(45) **Date of Patent:** **** Mar. 3, 2015**

(54) **GAS FEEDER FOR ENDOSCOPE**

(71) Applicant: **FUJIFILM Corporation**, Minato-ku,
Tokyo (JP)

(72) Inventors: **Koji Yoshida**, Ashigarakami-gun (JP);
Kunihiko Tanaka, Ashigarakami-gun
(JP)

(73) Assignee: **FUJIFILM Corporation**, Tokyo (JP)

(**) Term: **14 Years**

(21) Appl. No.: **29/440,159**

(22) Filed: **Dec. 19, 2012**

(30) **Foreign Application Priority Data**

Jun. 20, 2012 (JP) 2012-014670
Jun. 20, 2012 (JP) 2012-014673

(51) **LOC (10) Cl.** **24-02**

(52) **U.S. Cl.**
USPC **D24/138**

(58) **Field of Classification Search**
USPC D24/138, 107, 170, 187, 164, 186, 232;
600/538, 529, 532; 128/204.18,
128/205.24; D14/218, 137, 214, 250, 188
See application file for complete search history.

(56) **References Cited**

U.S. PATENT DOCUMENTS

D609,197	S	*	2/2010	Koskela et al.	D13/168
D618,355	S	*	6/2010	Delaey	D24/185
D669,993	S	*	10/2012	Merchant et al.	D24/170
D676,136	S	*	2/2013	Arimitsu	D24/186
D680,972	S	*	4/2013	Hunter et al.	D13/168
D683,339	S	*	5/2013	Weller et al.	D14/250
D686,323	S	*	7/2013	Alvi et al.	D24/139
D687,146	S	*	7/2013	Juzkiw et al.	D24/170
D695,405	S	*	12/2013	Moon et al.	D24/158
D699,844	S	*	2/2014	Yoshida et al.	D24/138
D704,839	S	*	5/2014	Juzkiw et al.	D24/170

* cited by examiner

Primary Examiner — Ian Simmons

Assistant Examiner — Rhea Shields

(74) *Attorney, Agent, or Firm* — Sughrue Mion, PLLC

(57) **CLAIM**

The ornamental design for a gas feeder for endoscope, as shown and described.

DESCRIPTION

FIG. 1 is a top, front and side perspective view of a gas feeder for endoscope showing my new design;
FIG. 2 is a front elevational view thereof;
FIG. 3 is a rear elevational view thereof;
FIG. 4 is a top plan view thereof;
FIG. 5 is a bottom plan view thereof;
FIG. 6 is a right side elevational view thereof; and,
FIG. 7 is a left side elevational view thereof.
In the drawings, the broken lines depict unclaimed subject matter only and form no part of the claimed design.

1 Claim, 7 Drawing Sheets

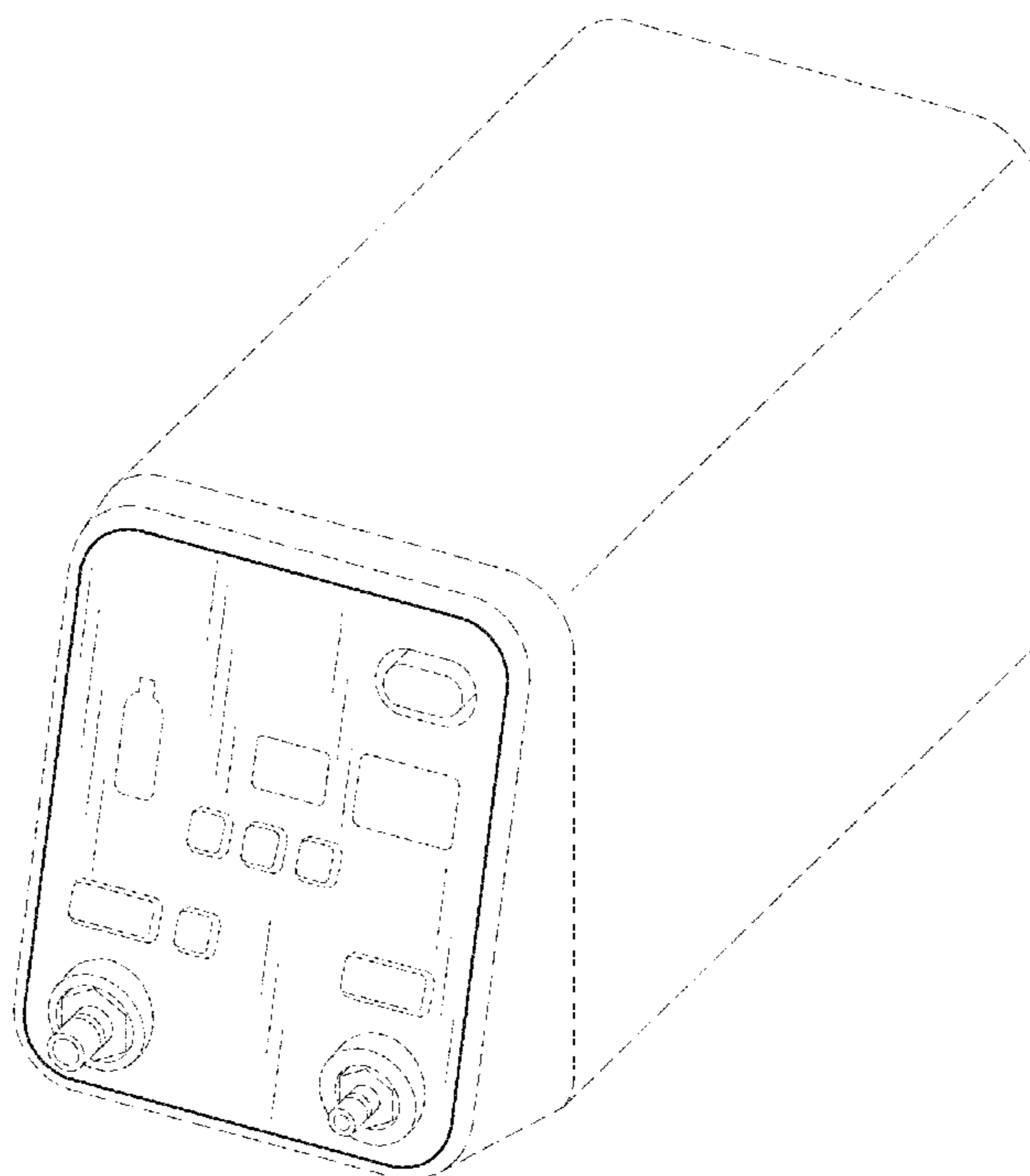


FIG. 1

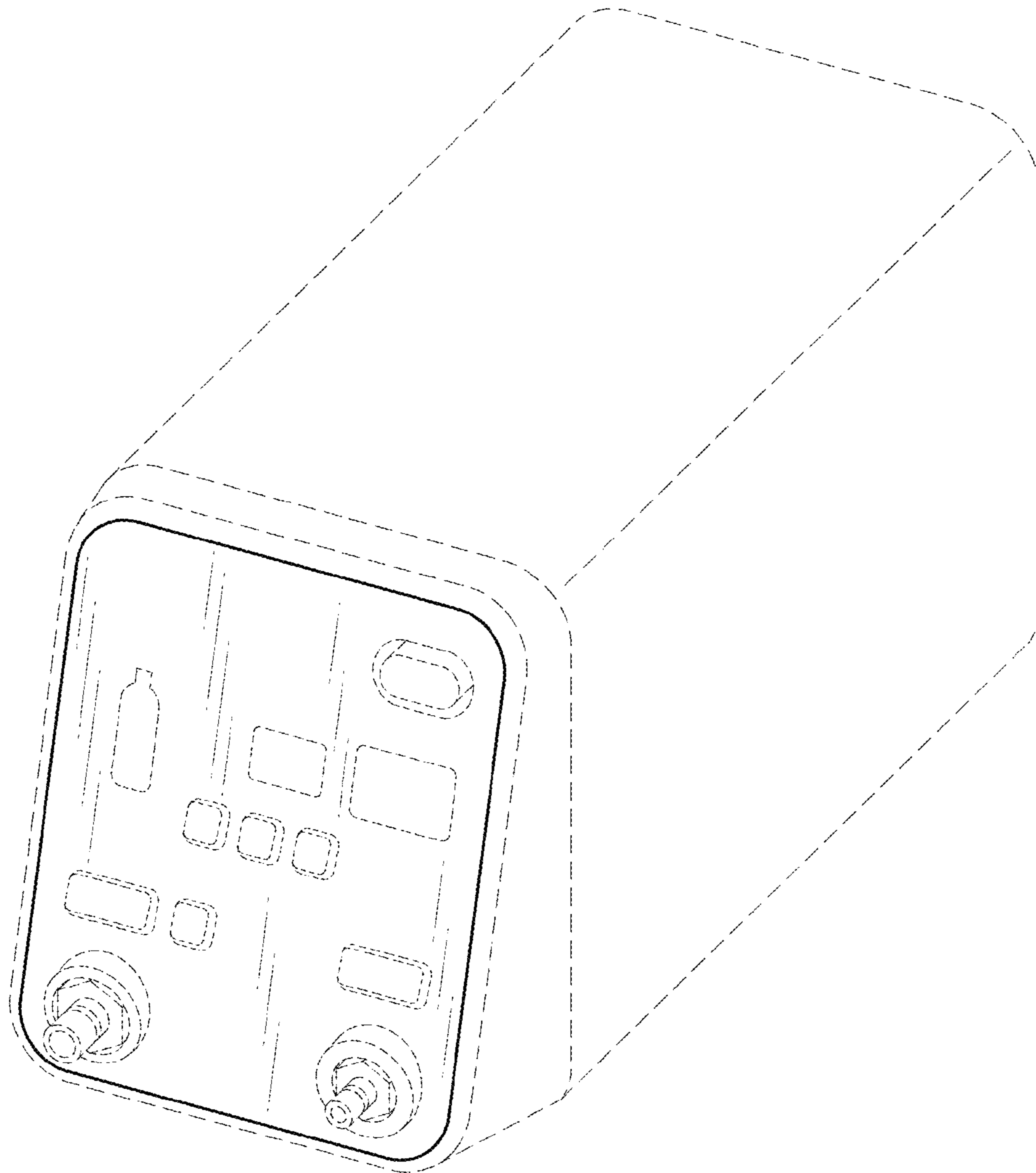


FIG.2

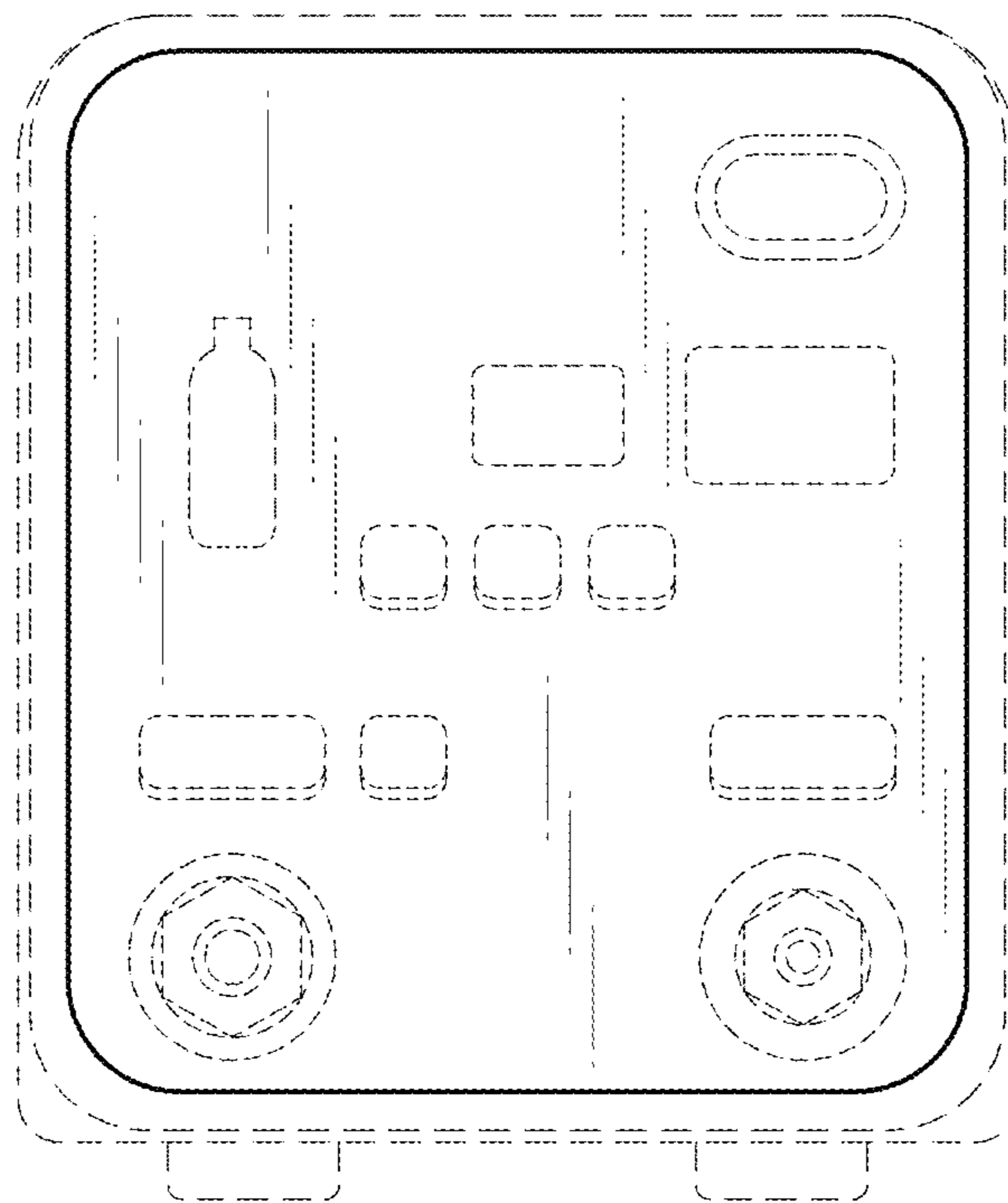


FIG.3




FIG. 4




FIG.5




FIG.6




FIG. 7

