



US00D723676S

(12) **United States Design Patent**  
**Davis et al.**

(10) **Patent No.:** **US D723,676 S**  
(45) **Date of Patent:** **\*\* Mar. 3, 2015**

(54) **REFILL HOLDER FOR CANDLE DISPENSER**

(71) Applicant: **S.C. Johnson & Son, Inc.**, Racine, WI (US)

(72) Inventors: **Brian T. Davis**, Burlington, WI (US);  
**Shih-Tung Chang**, Brookline, MA (US);  
**Jacob S. Childs**, Los Angeles, CA (US);  
**Michel D. Arney**, Wellesley, MA (US)

(73) Assignee: **S.C. Johnson & Son, Inc.**, Racine, WI (US)

(\*\*) Term: **14 Years**

(21) Appl. No.: **29/492,199**

(22) Filed: **May 29, 2014**

(51) **LOC (10) Cl.** ..... **28-99**

(52) **U.S. Cl.**  
USPC ..... **D23/366**

(58) **Field of Classification Search**  
USPC ..... D23/355-369; D28/5, 6; 261/DIG. 17,  
261/DIG. 42, DIG. 65, DIG. 88, DIG. 89;  
392/386, 390, 394, 395; 239/34, 44,  
239/53, 55, 56, 326; D26/14, 17, 98, 9, 22,  
D26/24, 20, 23; D11/131.1; D7/509, 522,  
D7/524, 537

See application file for complete search history.

(56) **References Cited**

**U.S. PATENT DOCUMENTS**

4,781,895	A	11/1988	Spector	
D396,096	S *	7/1998	Corbitt	D23/363
D533,953	S *	12/2006	Adams et al.	D26/23
D539,942	S *	4/2007	Adams et al.	D26/23
D550,378	S *	9/2007	Adams et al.	D26/23
D555,478	S *	11/2007	Miller et al.	D9/451
D575,885	S *	8/2008	Adams et al.	D26/20

D575,886	S *	8/2008	Adams et al.	D26/20
D576,319	S *	9/2008	Binetti et al.	D26/23
D576,750	S *	9/2008	Adams et al.	D26/9
D576,751	S *	9/2008	Adams et al.	D26/9
D576,752	S *	9/2008	Kubicek et al.	D26/20
D577,447	S *	9/2008	Kubicek et al.	D26/20
D607,095	S *	12/2009	LeMay et al.	D23/366
D633,229	S *	2/2011	McWillis	D26/9
D638,112	S *	5/2011	Hisey et al.	D23/366
D641,464	S *	7/2011	De Haan et al.	D23/366
D647,190	S *	10/2011	Walter et al.	D23/366
D649,235	S *	11/2011	Crapser et al.	D23/366
8,047,837	B2 *	11/2011	Furner et al.	431/291
8,364,028	B1 *	1/2013	Vaske et al.	392/390
8,573,967	B2 *	11/2013	Crapser et al.	431/292
8,693,852	B2 *	4/2014	Baraky	392/386

\* cited by examiner

*Primary Examiner* — Sandra Snapp

(57) **CLAIM**

An ornamental design for a refill holder for candle dispenser, as shown and described.

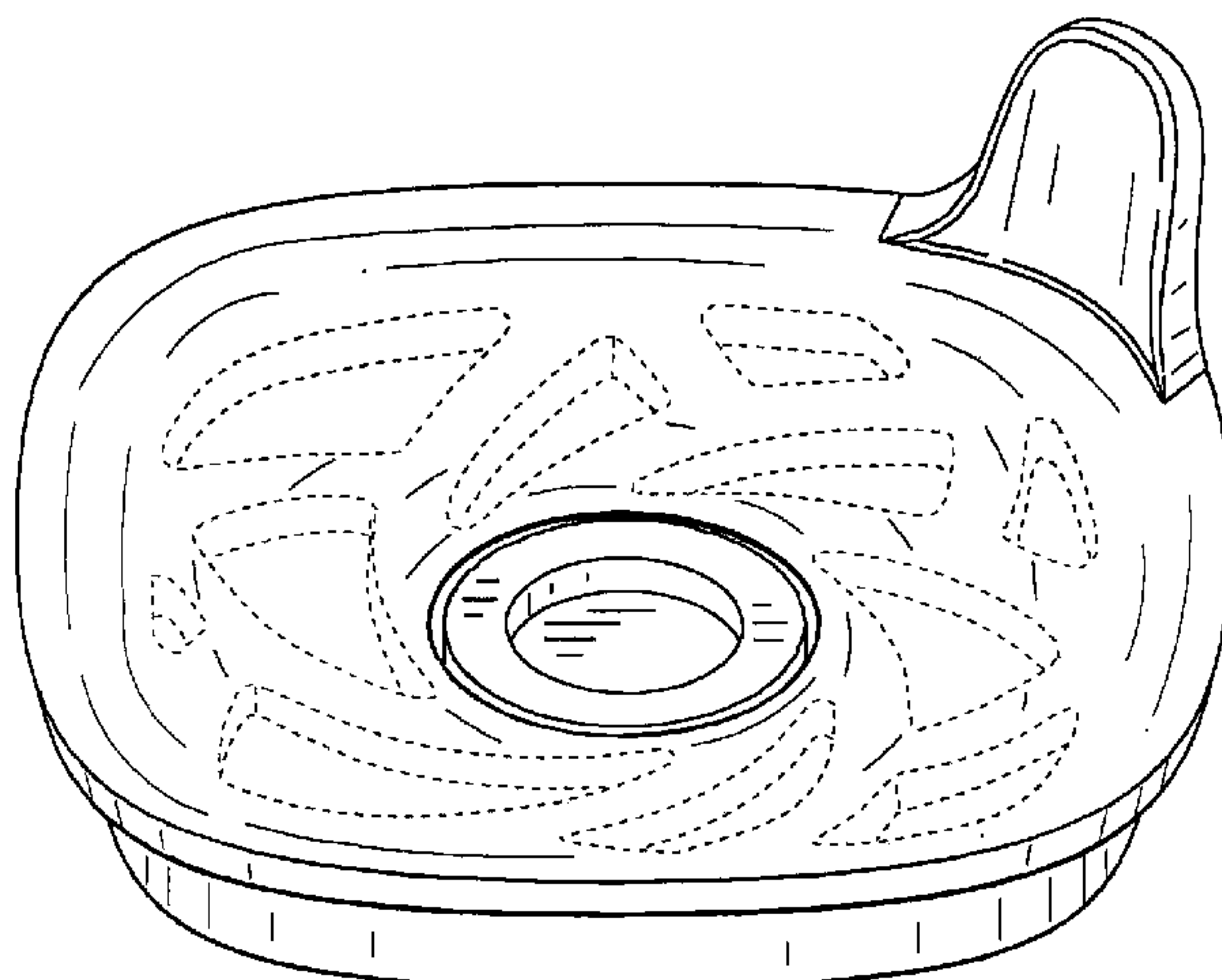
**DESCRIPTION**

FIG. 1 is an upper frontal perspective view of the design; FIG. 2 is a top plan view thereof; FIG. 3 is a front elevational view thereof; FIG. 4 is a left side elevational view thereof; FIG. 5 is a rear elevational view thereof; FIG. 6 is a right side elevational view thereof; and, FIG. 7 is a bottom plan view thereof.

The dotted line representations of various parts in various drawings, are for purposes of illustration only and form no part of the claim.

In a preferred embodiment the holder is useful in connection with dispensing an air treatment chemical, such as an insect repellent, if a substrate part of the holder is heated over a candle.

**1 Claim, 5 Drawing Sheets**



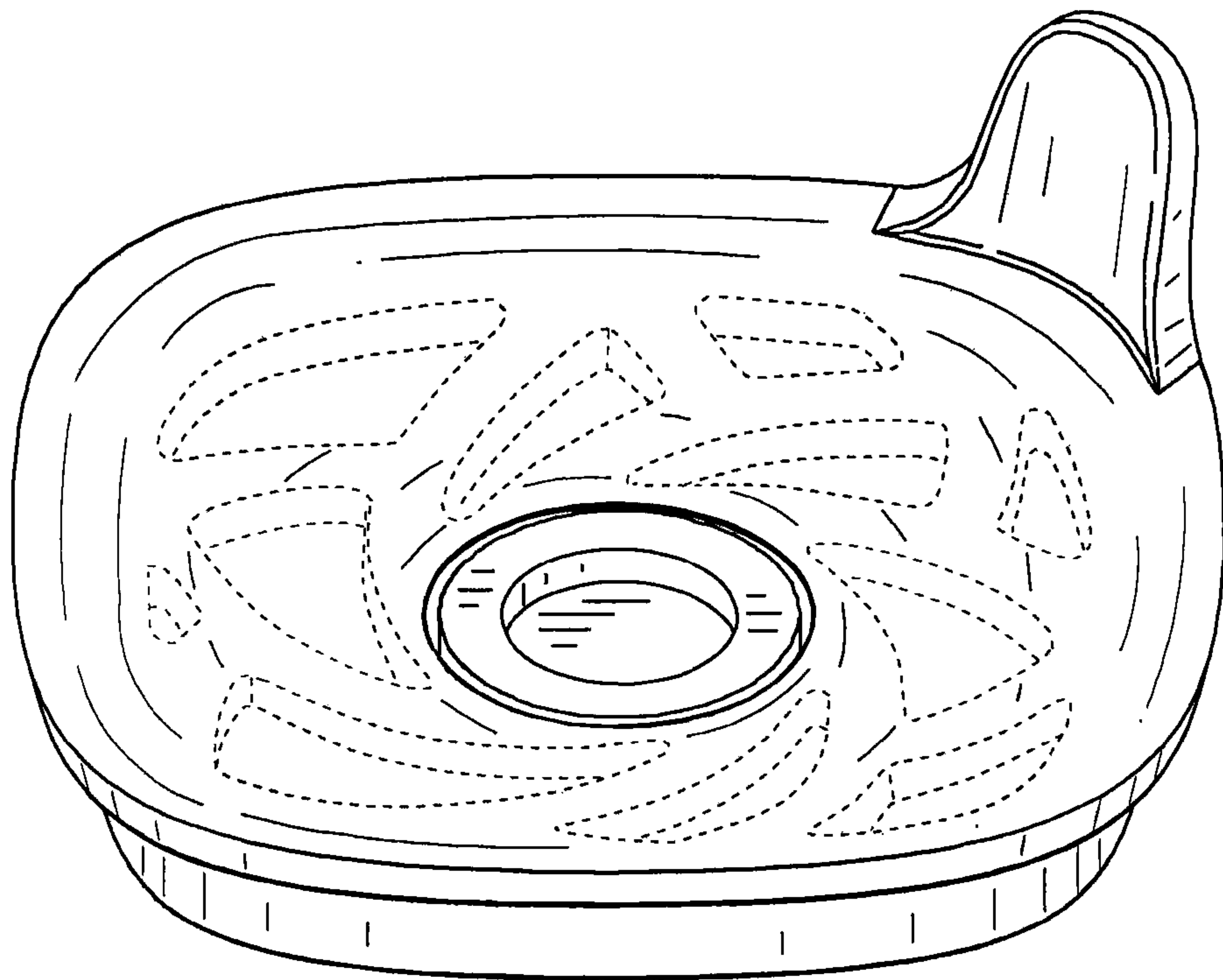


FIG. 1

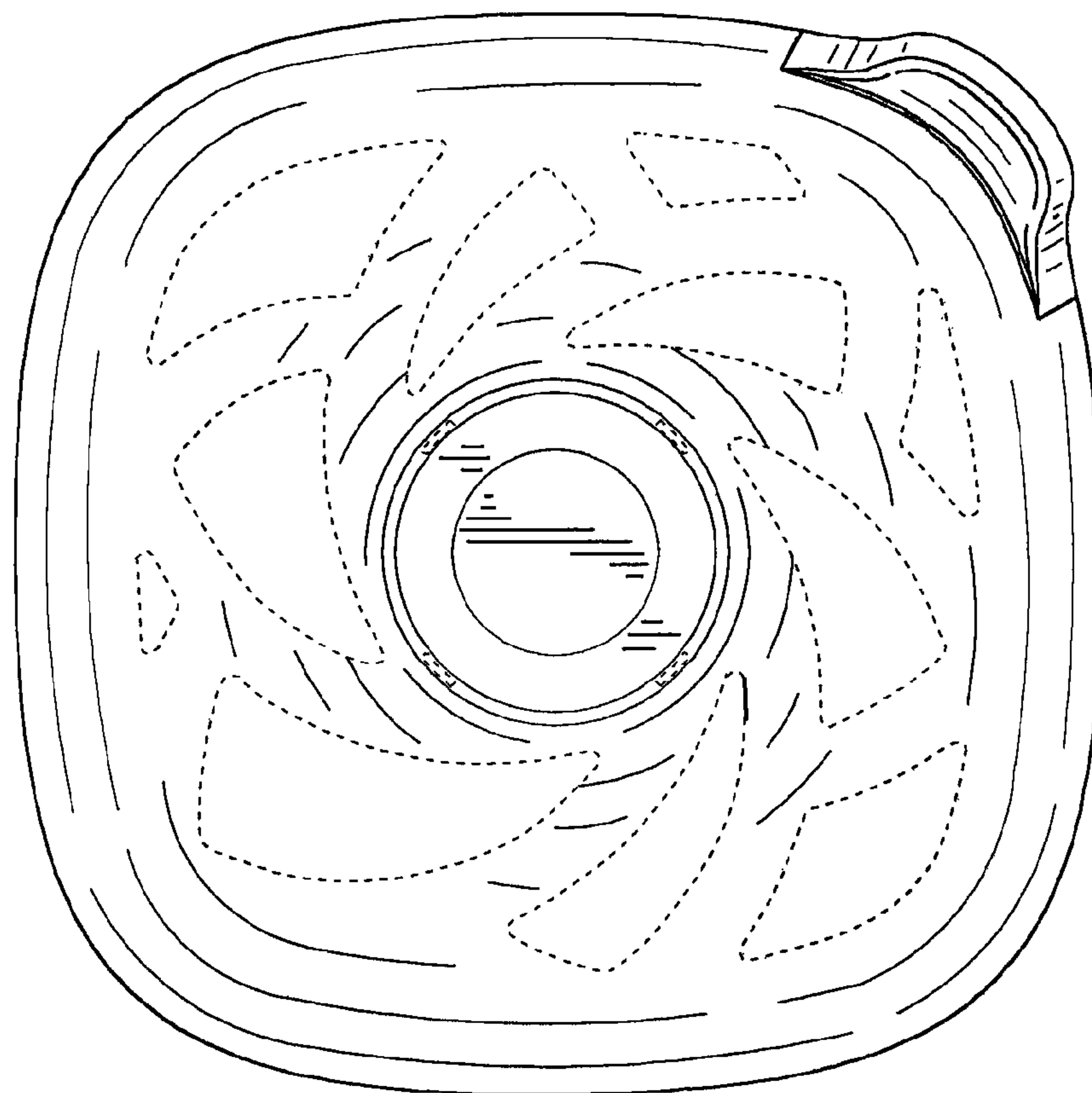


FIG. 2

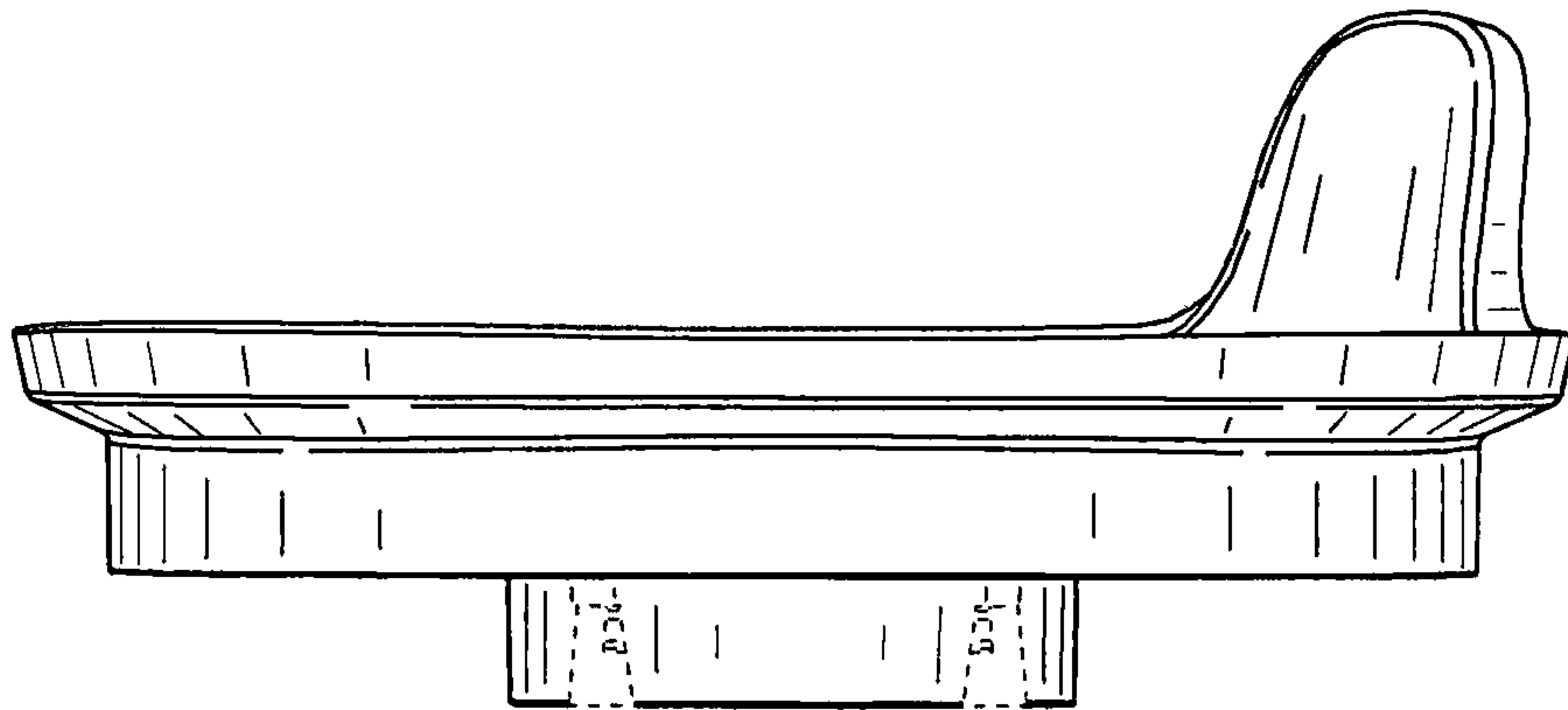


FIG. 3




FIG. 4




FIG. 5




FIG. 6



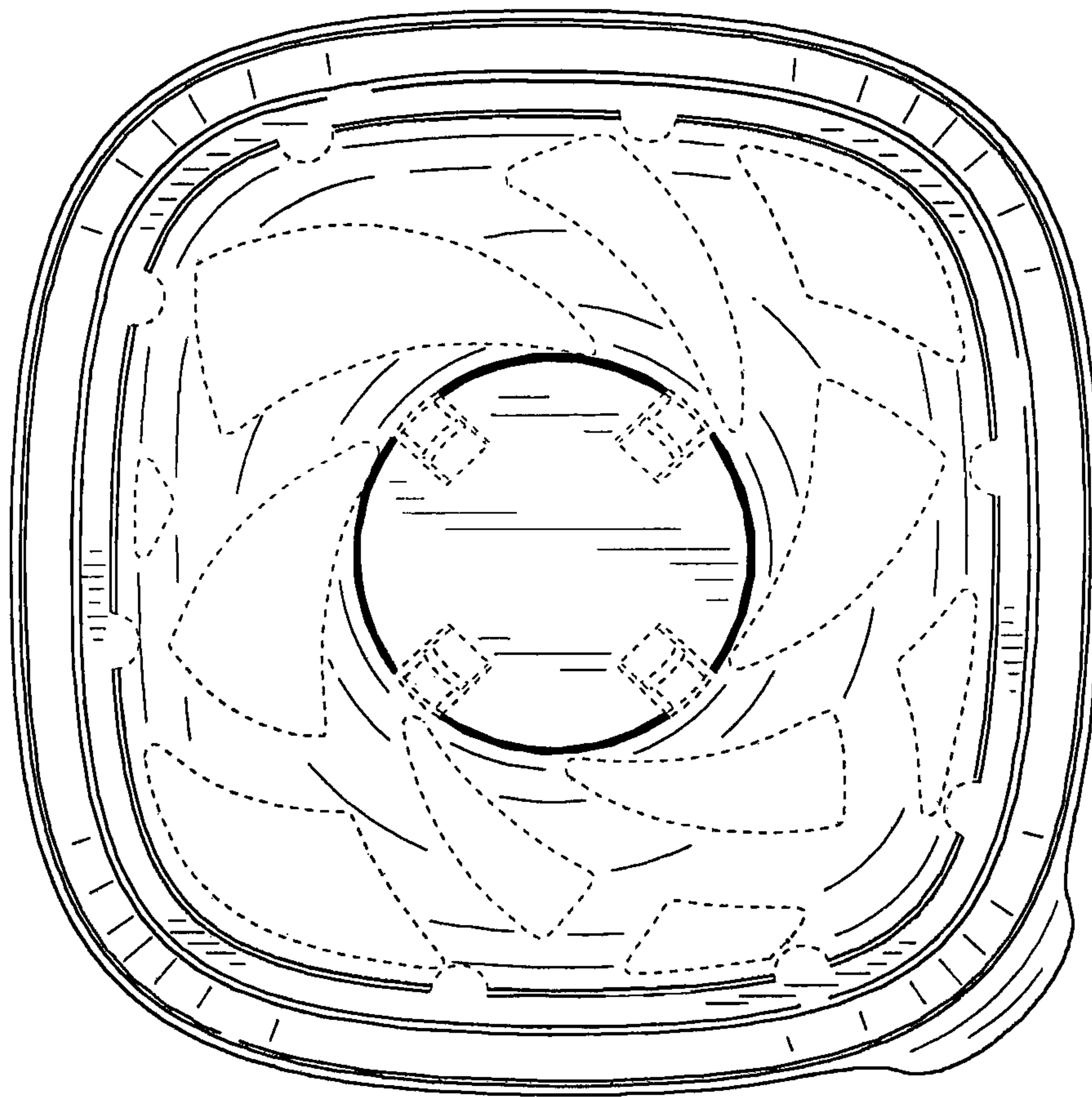


FIG. 7