



US00D723653S

(12) **United States Design Patent**
Peterson

(10) **Patent No.:** **US D723,653 S**
(45) **Date of Patent:** **** Mar. 3, 2015**

(54) **MUZZLELOADER PROPELLANT
CARTRIDGE**

(71) Applicant: **Alliant Techsystems Inc.**, Minneapolis,
MN (US)

(72) Inventor: **Bryan P. Peterson**, Isanti, MN (US)

(73) Assignee: **Alliant Techsystems Inc.**, Minneapolis,
MN (US)

(**) Term: **14 Years**

(21) Appl. No.: **29/468,434**

(22) Filed: **Sep. 30, 2013**

(51) **LOC (10) Cl.** **22-03**

(52) **U.S. Cl.**
USPC **D22/112**

(58) **Field of Classification Search**

CPC F42B 30/02; F42B 8/02; F42B 8/04;
F42B 8/06; F42B 5/02; F42B 5/26; F42B
5/28; F42B 5/30; F42B 5/32; F42B 5/34;
F42B 5/36; F42B 5/38
USPC D22/112-116; 102/346, 430, 439, 448,
102/458, 460, 464-468, 471, 501, 506, 508,
102/514, 517, 521; 89/1.3, 10, 19.5, 23, 25,
89/46-48, 54-55; 473/569

See application file for complete search history.

(56) **References Cited**

U.S. PATENT DOCUMENTS

5,822,904 A	10/1998	Beal	
D625,380 S *	10/2010	Walter et al.	D22/116
2005/0183318 A1	8/2005	McGivern	
2005/0257711 A1 *	11/2005	Husseini et al.	102/466
2010/0275487 A1 *	11/2010	Quesenberry et al.	42/51
2014/0090284 A1 *	4/2014	Peterson et al.	42/51
2014/0090285 A1 *	4/2014	Peterson et al.	42/51
2014/0130699 A1 *	5/2014	Peterson et al.	102/520

* cited by examiner

Primary Examiner — Michael A Pratt

(74) *Attorney, Agent, or Firm* — Christensen Fonder P.A.

(57) **CLAIM**

I claim the ornamental design for muzzleloader propellant cartridge, as shown.

DESCRIPTION


FIG. 1 is a perspective view of a muzzleloader propellant cartridge according to the invention. The view from all sides being identical thereto.

FIG. 2 is a front elevational view of the muzzleloader propellant cartridge depicted in FIG. 1. The view from all sides being identical thereto.

FIG. 3 is a top plan view of the muzzleloader propellant cartridge; and,

FIG. 4 is a bottom plan view of the muzzleloader propellant cartridge.

1 Claim, 1 Drawing Sheet






Fig. 1




Fig. 2

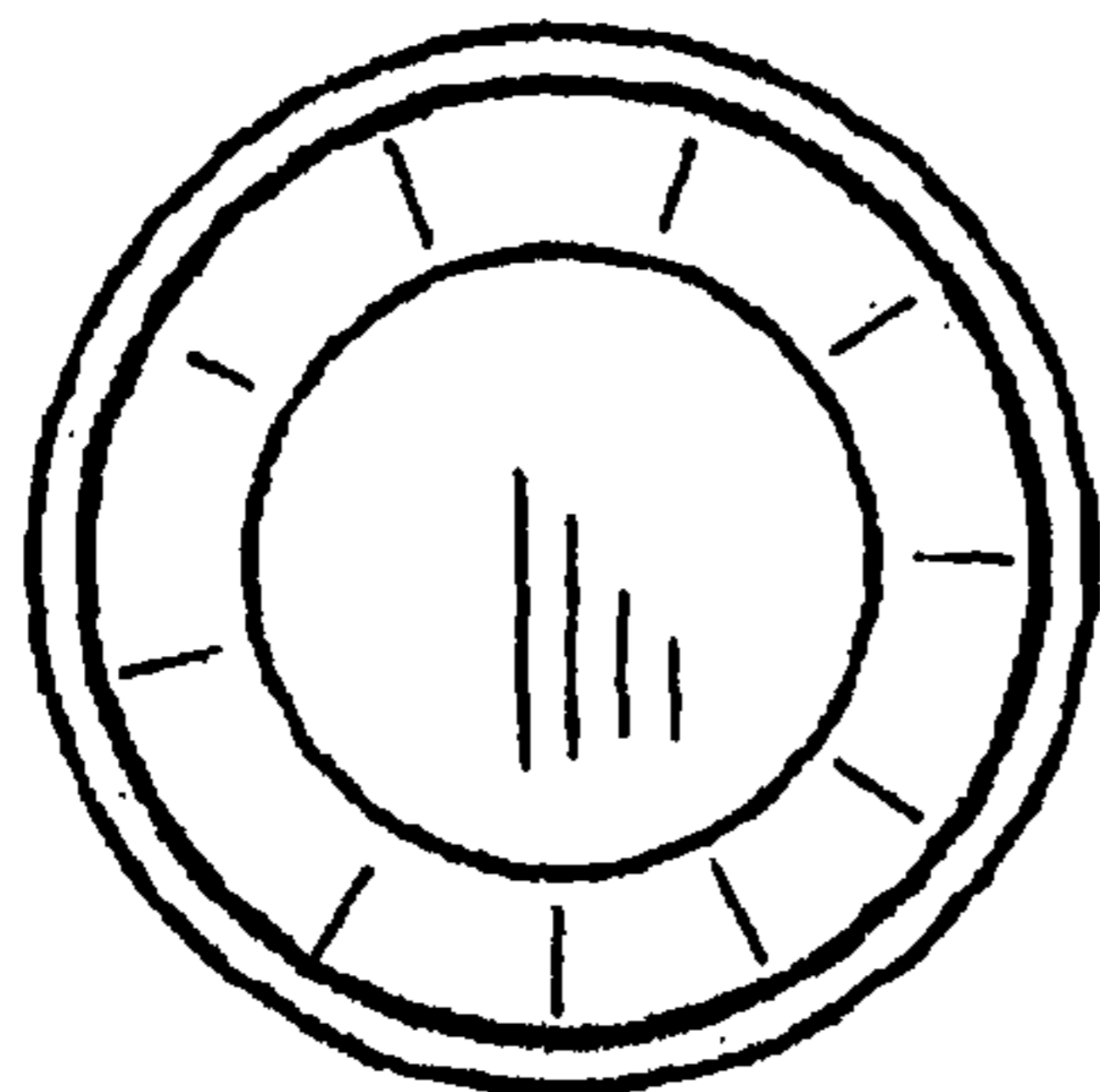


Fig. 3

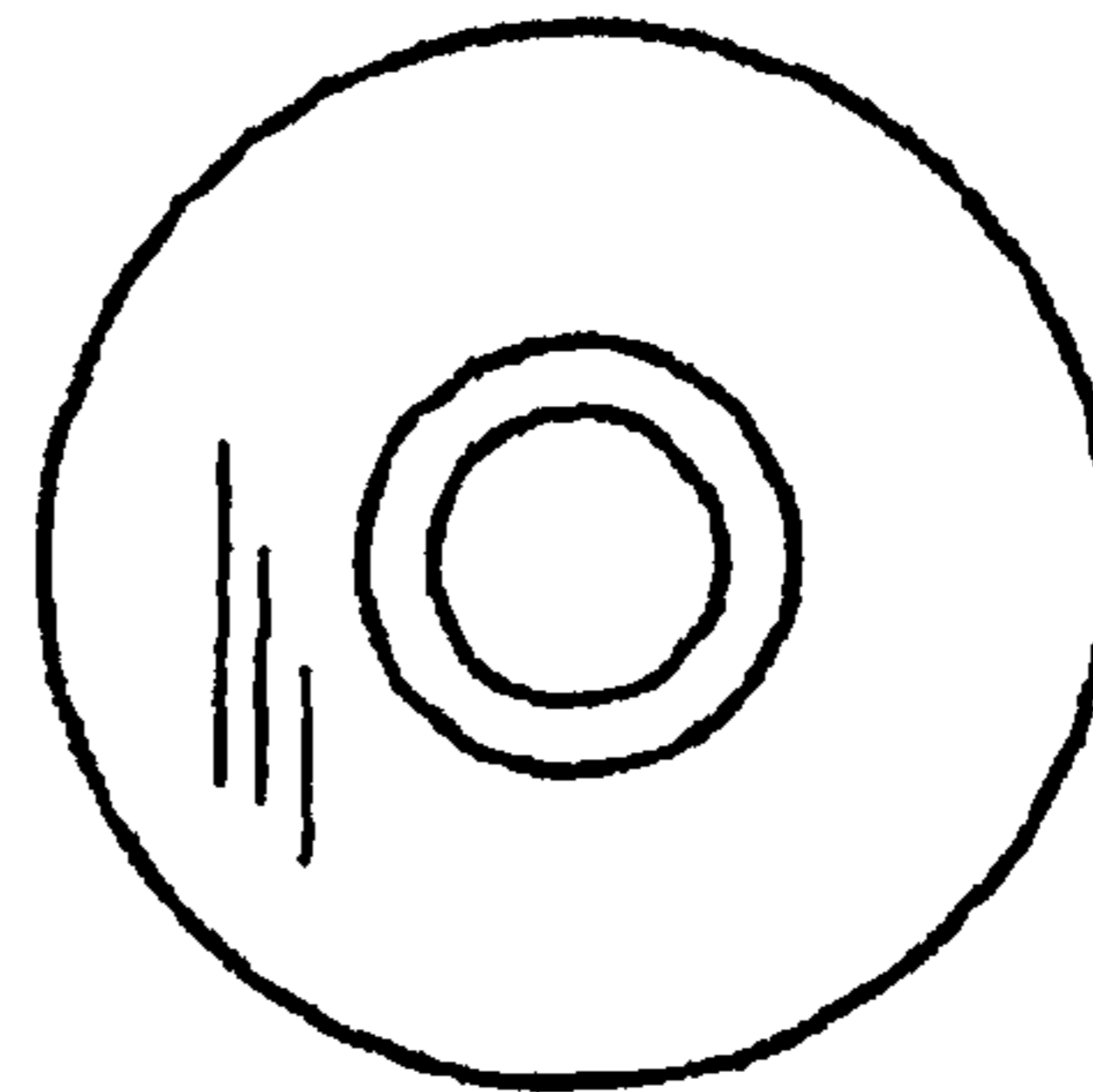


Fig. 4