



US00D723646S

(12) **United States Design Patent**  
**Keezer**

(10) **Patent No.:** **US D723,646 S**  
(45) **Date of Patent:** **\*\* Mar. 3, 2015**

(54) **FIRE CONTROL SELECTOR**

FOREIGN PATENT DOCUMENTS

(71) Applicant: **John Keezer**, Rowland Heights, CA  
(US)

WO WO 2007090611 A1 \* 8/2007 ..... F41A 3/72

(72) Inventor: **John Keezer**, Rowland Heights, CA  
(US)

OTHER PUBLICATIONS

(73) Assignee: **The Package Group, LLC**, Las Vegas,  
NV (US)

FTF Industries, AR15 M16 M4 AMBI Safety Tactical Selector  
Switch Part; Website (online) Available Web Site: [http://www.ftfindustries.com/mm5/merchant.mvc?Screen=PROD&Store\\_Code=FI&Product\\_Code=AR-AMBISELECTOR&Category\\_Code=ARSP](http://www.ftfindustries.com/mm5/merchant.mvc?Screen=PROD&Store_Code=FI&Product_Code=AR-AMBISELECTOR&Category_Code=ARSP), Last Visited: Mar. 7, 2013.

(Continued)

(\*\*) Term: **14 Years**

*Primary Examiner* — Michael A Pratt

(21) Appl. No.: **29/437,442**

(74) *Attorney, Agent, or Firm* — Gingham Salerno Kingsbury  
Dowd LLP; Russell S. Salerno, Esq.

(22) Filed: **Nov. 16, 2012**

(51) **LOC (10) Cl.** ..... **22-01**

(57) **CLAIM**

(52) **U.S. Cl.**  
USPC ..... **D22/108**

The ornamental design for a fire control selector, as shown  
and described.

(58) **Field of Classification Search**  
USPC ..... D22/104, 108; 42/1.01–1.07, 2, 10–26,  
42/34, 36, 37, DIG. 1; 89/40.06, 41.19,  
89/37.04, 33.04, 191.01, 200–204;  
124/67, 66, 72, 74; D21/572–575  
See application file for complete search history.

**DESCRIPTION**

(56) **References Cited**

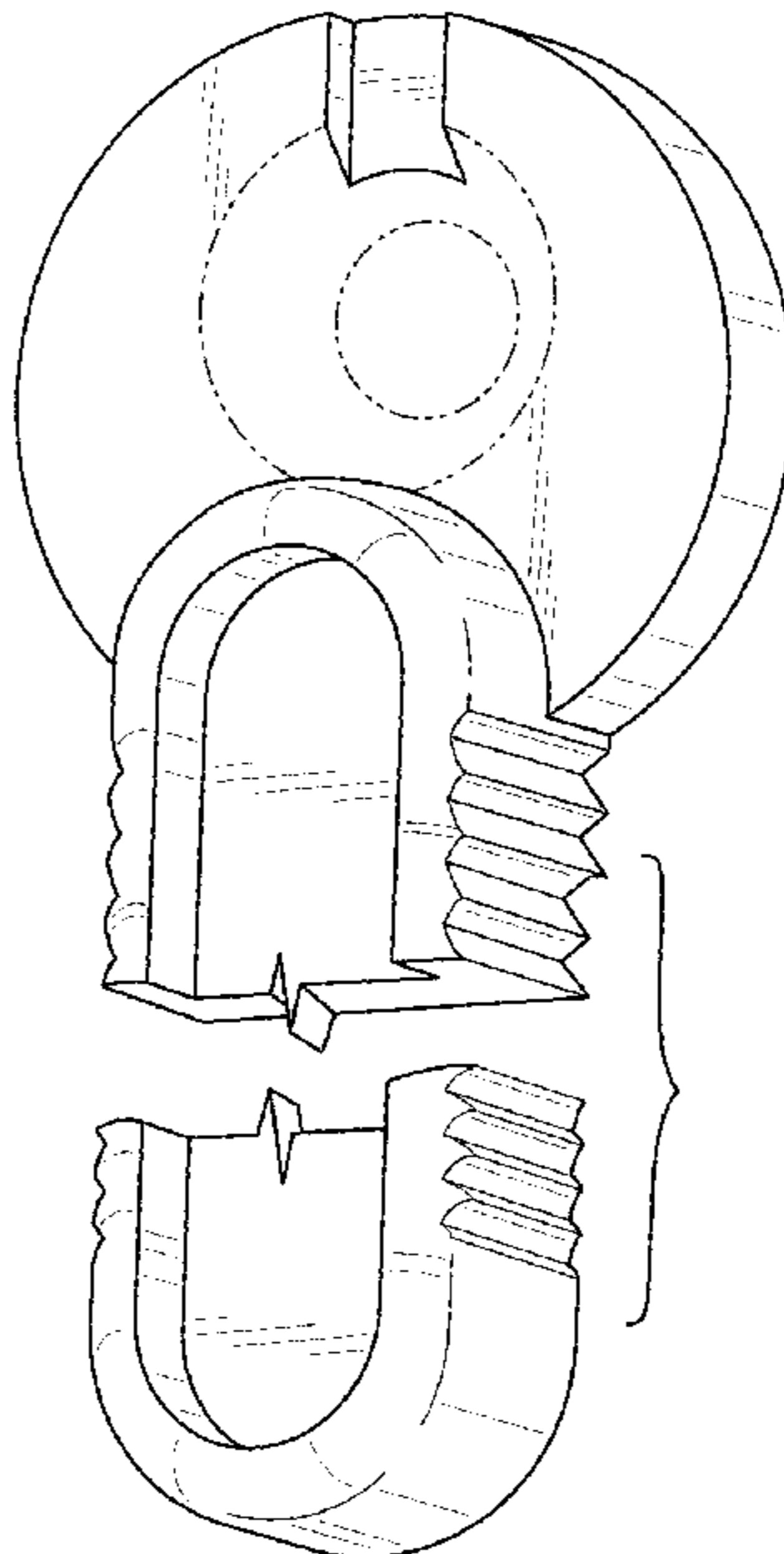
U.S. PATENT DOCUMENTS

2,512,638 A \* 6/1950 Gaidos ..... 89/140  
4,433,610 A 2/1984 Tatro  
5,251,533 A \* 10/1993 Layton ..... 89/142  
5,622,000 A \* 4/1997 Marlowe ..... 42/117  
5,736,667 A \* 4/1998 Munostes et al. .... 89/132  
5,760,328 A \* 6/1998 Robbins ..... 89/129.02

FIG. 1 is a perspective view of a fire control selector in  
accordance with an embodiment of the present design;  
FIG. 2 is a right side elevation view of the fire control selector  
of FIG. 1;  
FIG. 3 is a left side elevation view of the fire control selector  
of FIG. 1;  
FIG. 4 is a back view of the fire control selector of FIG. 1;  
FIG. 5 is a front view of the fire control selector of FIG. 1;  
FIG. 6 is a top view of the fire control selector of FIG. 1; and,  
FIG. 7 is a bottom view of the fire control selector of FIG. 1.  
The broken lines shown in FIGS. 1, 4, and 5 are presented for  
illustrative purposes only and form no part of the claimed  
design.

(Continued)

**1 Claim, 3 Drawing Sheets**



(56)

**References Cited**

U.S. PATENT DOCUMENTS

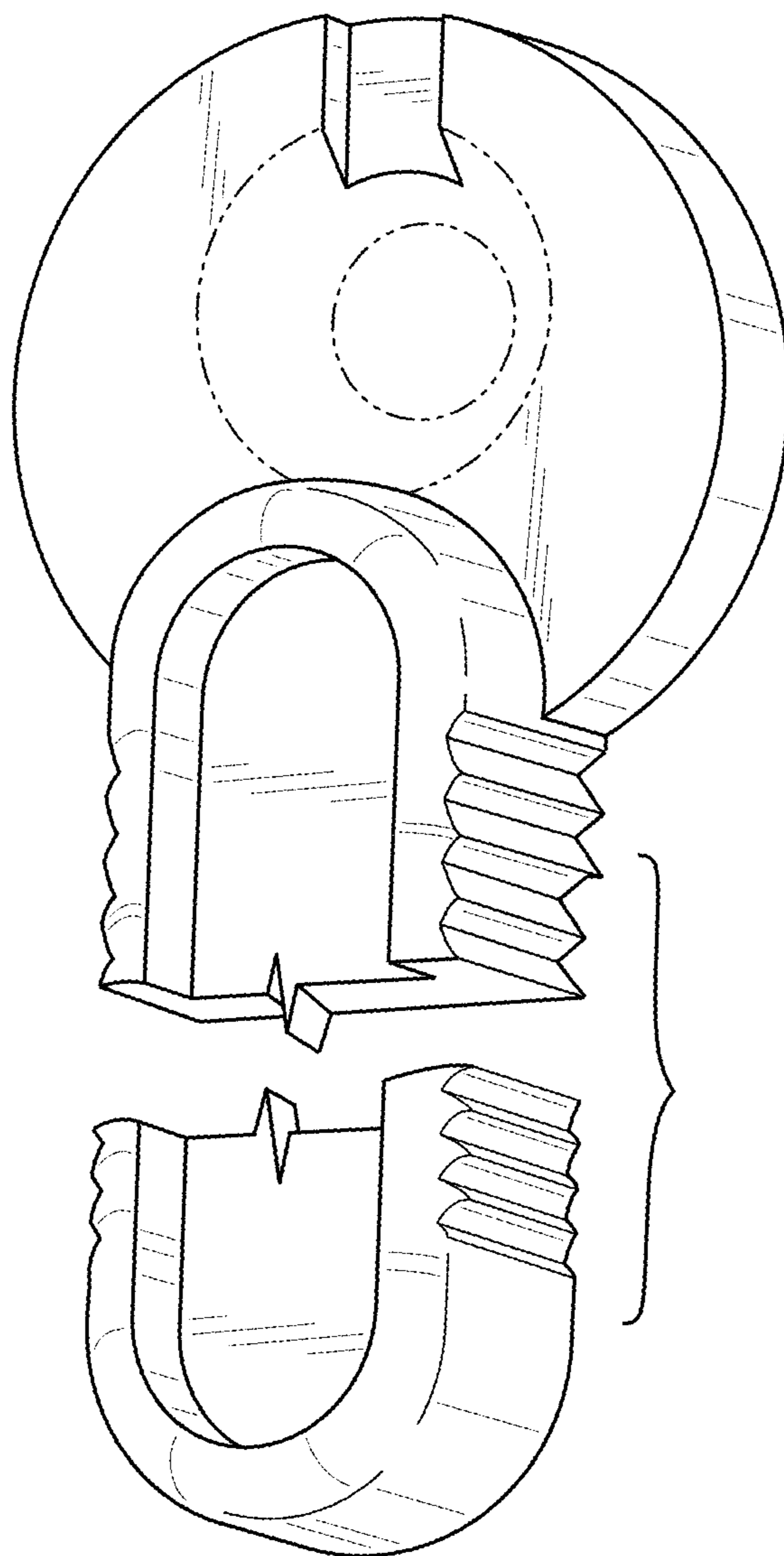
7,392,611 B2 \* 7/2008 Curry ..... 42/69.01  
7,654,187 B2 2/2010 Hochstrate et al.  
7,806,039 B1 10/2010 Gomez  
7,878,106 B2 \* 2/2011 Hu ..... 89/129.02  
D639,378 S 6/2011 Burt  
8,047,119 B2 \* 11/2011 Hochstrate et al. .... 89/142  
8,276,502 B1 \* 10/2012 Wright ..... 89/148  
2007/0180984 A1 \* 8/2007 Huther ..... 89/148

2008/0302235 A1 12/2008 Lauck  
2010/0236394 A1 9/2010 Gomez

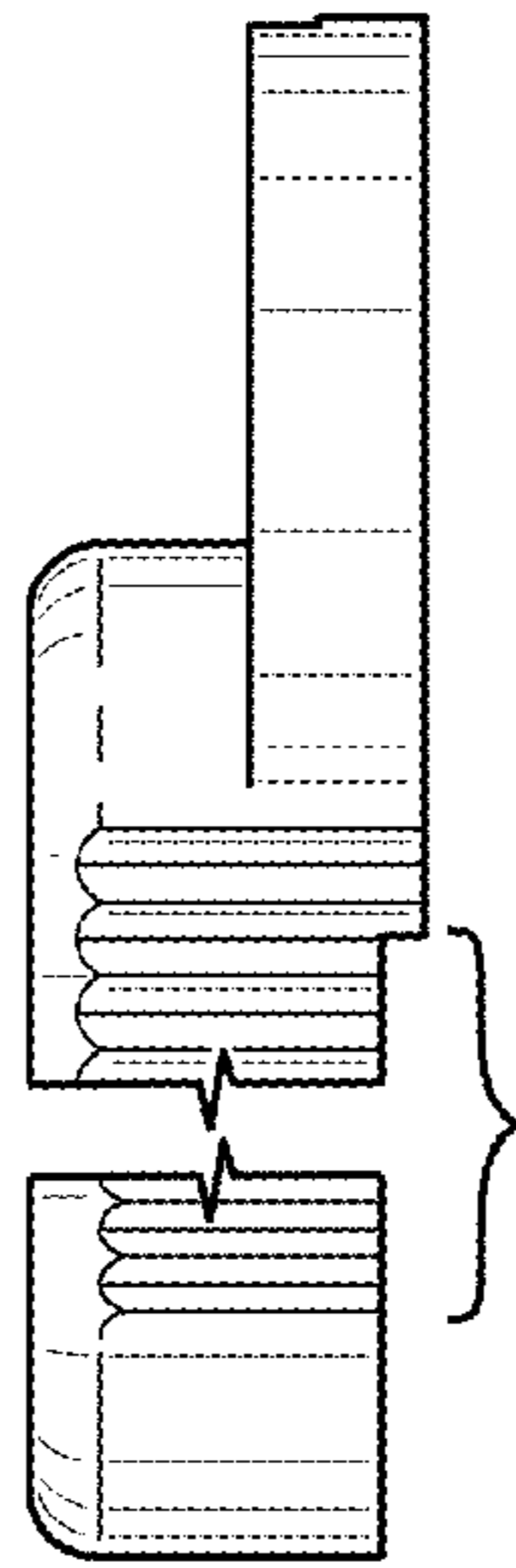
OTHER PUBLICATIONS

Bushmaster Firearms, Bushmaster Lower Receiver Parts; Website  
(online) Available Web Site: <http://www.bushmaster.com/products.asp?cat=501>, Last Visited: Mar. 7, 2013.

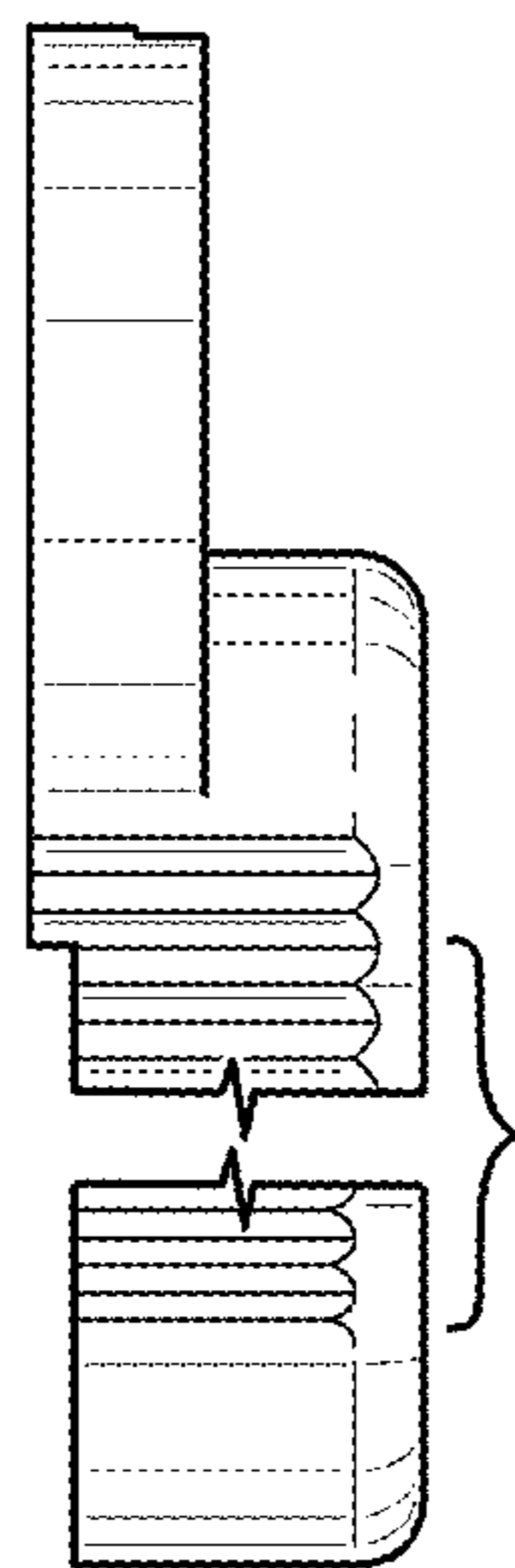
\* cited by examiner



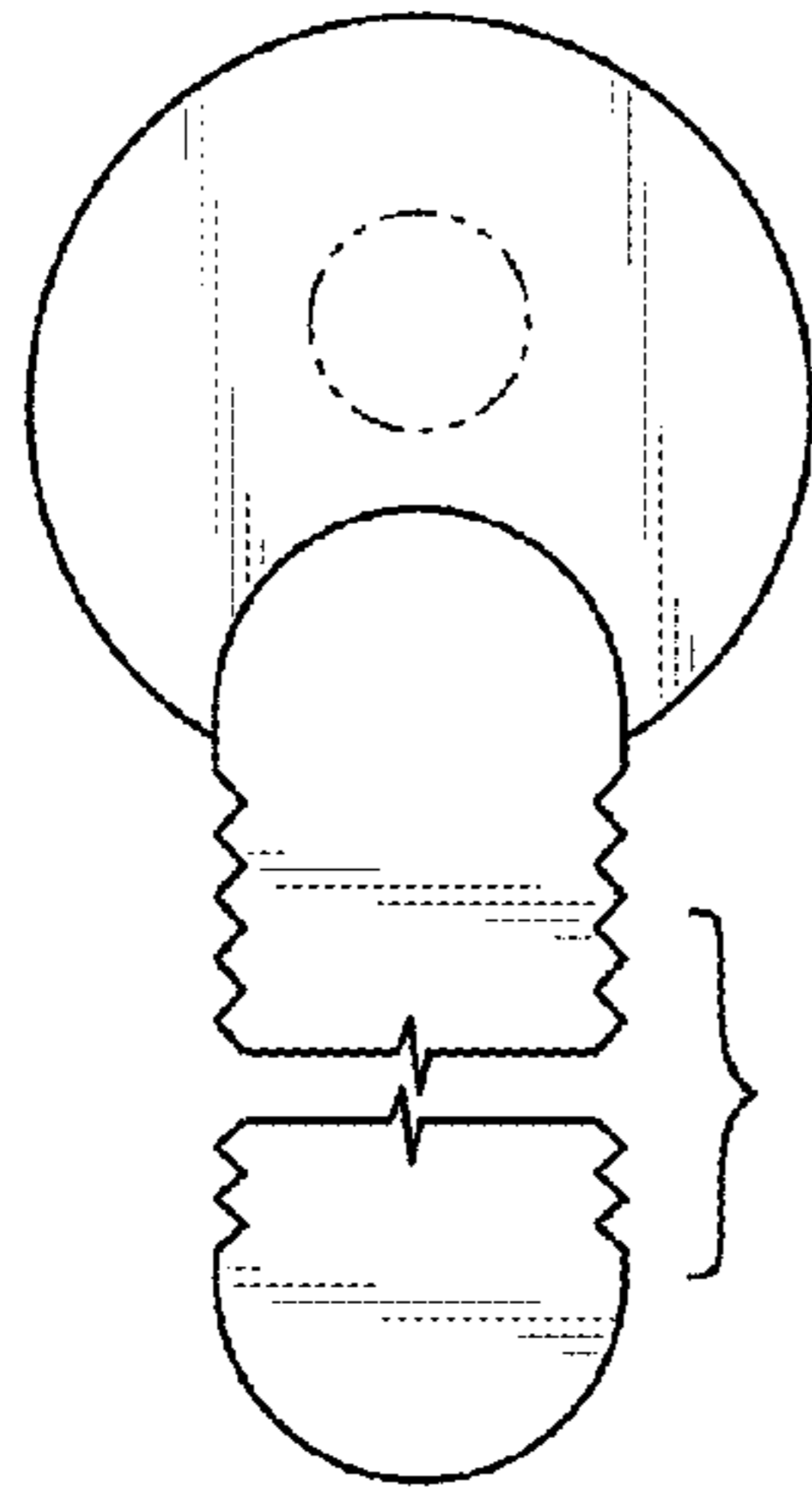
**Fig. 1**



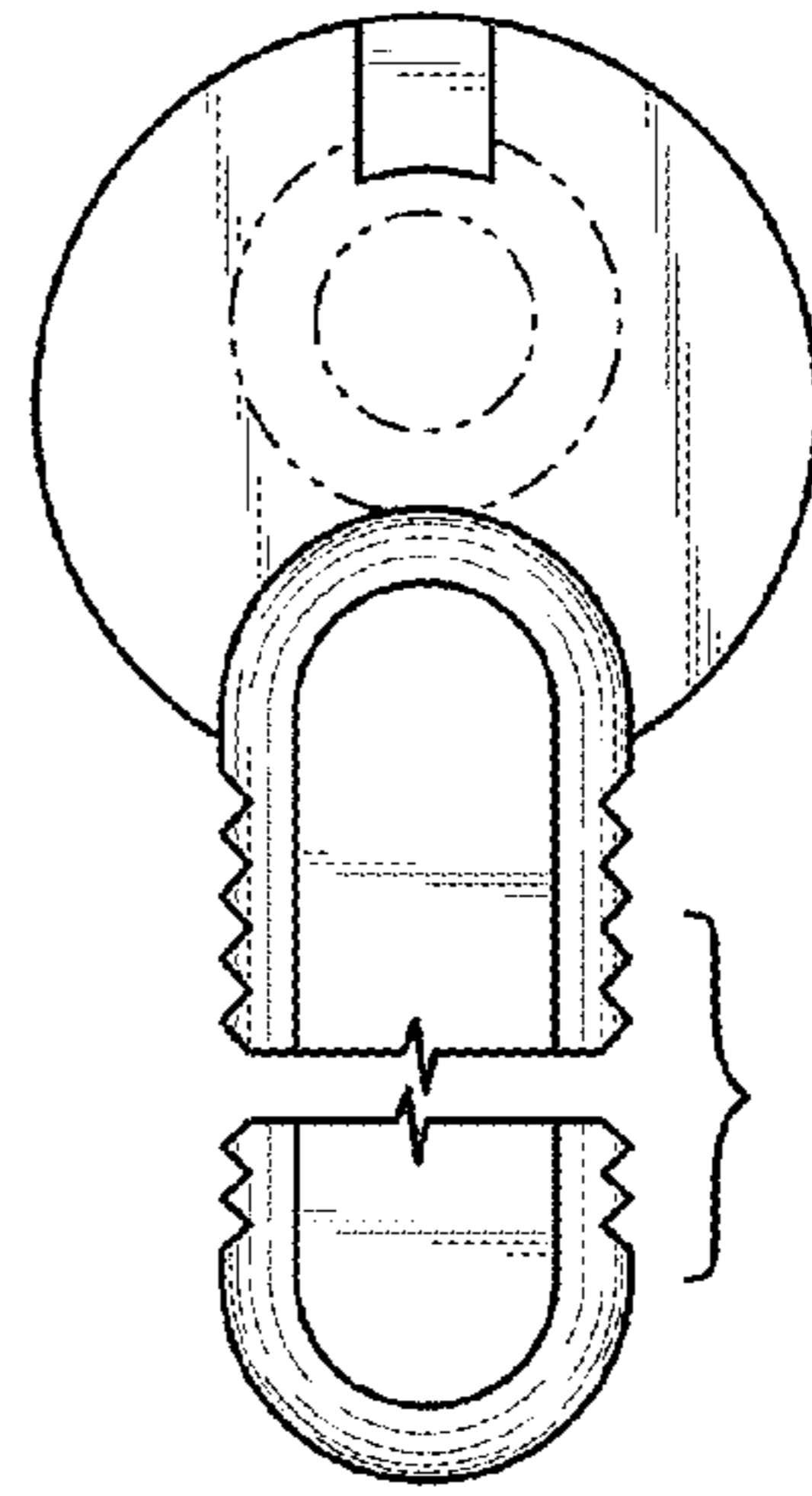
**Fig. 2**



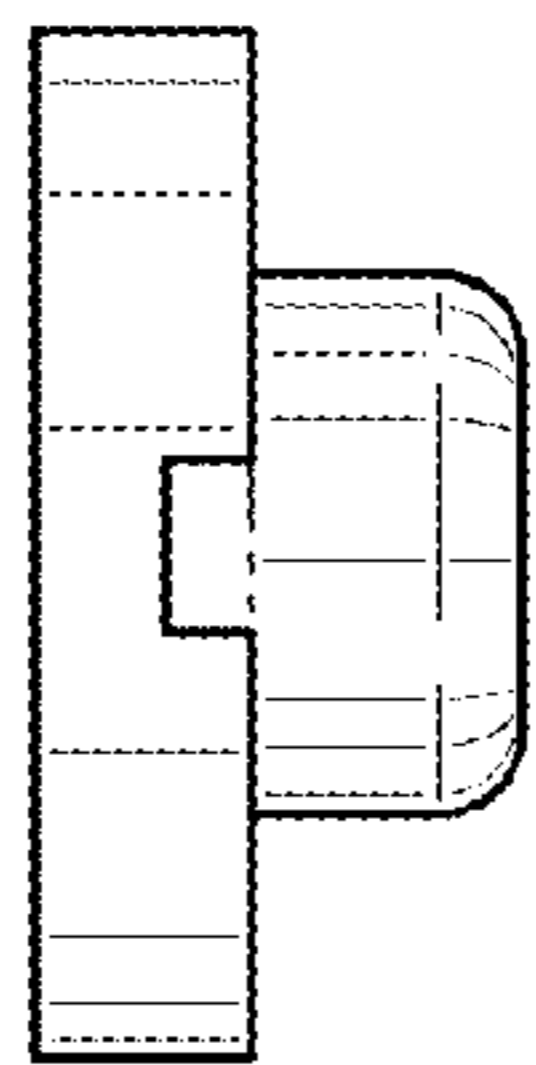
**Fig. 3**



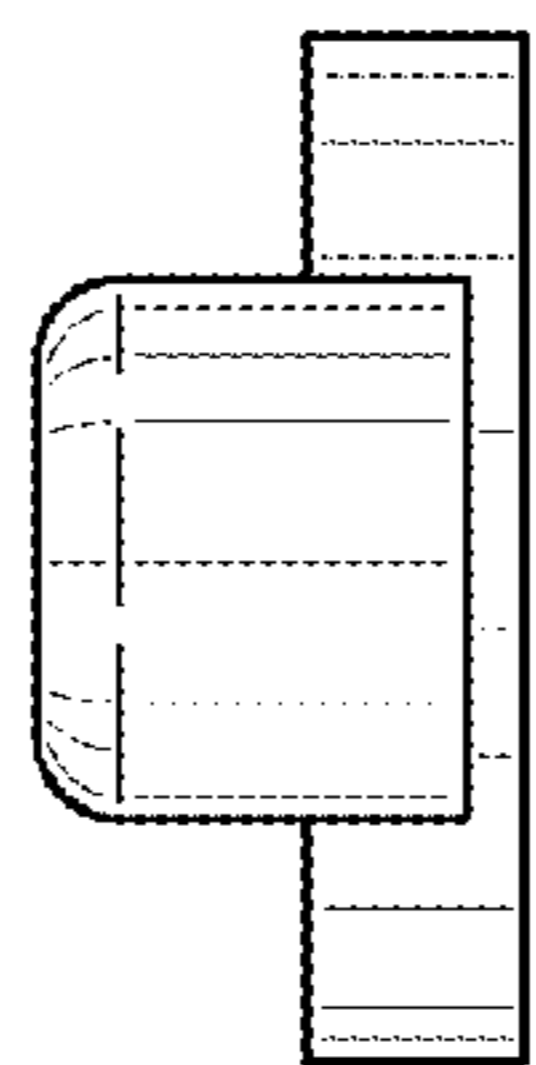
**Fig. 4**



**Fig. 5**



**Fig. 6**



**Fig. 7**