



US00D723637S

(12) **United States Design Patent**
Mercado et al.

(10) **Patent No.:** **US D723,637 S**
(45) **Date of Patent:** **** Mar. 3, 2015**

(54) **KETTLE BELL BAR, AND STRAP SET**

(76) Inventors: **Geraldo Mercado**, Bronx, NY (US);
Gabriel Mercado, Bronx, NY (US)

(**) Term: **14 Years**

(21) Appl. No.: **29/431,554**

(22) Filed: **Sep. 7, 2012**

(51) **LOC (10) Cl.** **21-02**

(52) **U.S. Cl.**
USPC **D21/679**

(58) **Field of Classification Search**
USPC D21/662, 679, 680, 681, 694, 684;
482/148, 106, 107, 108, 109; D8/354,
D8/382

See application file for complete search history.

(56) **References Cited**

U.S. PATENT DOCUMENTS

D223,614 S	5/1972	Koolbergen	
D234,309 S *	2/1975	Buchner	D21/679
D274,539 S	7/1984	Bankier	
D289,538 S *	4/1987	Wilson	D21/679
D307,454 S	4/1990	Driscoll	
5,281,192 A *	1/1994	Nelson	482/93
5,449,333 A *	9/1995	Carter	482/109
D486,536 S *	2/2004	Patti	D21/681
7,052,445 B2	5/2006	Ekhaus	
D571,418 S *	6/2008	Gormley	D21/694
D573,670 S *	7/2008	Mullins	D21/679
D583,883 S	12/2008	Thomas	
7,563,208 B1	7/2009	Chen	
7,618,328 B2 *	11/2009	Davenport et al.	473/257
7,740,569 B2 *	6/2010	Patti	482/107

D652,877 S	1/2012	Dalebout	
D653,716 S	2/2012	Lin	
2004/0082442 A1	4/2004	Beedy	
2007/0167298 A1	7/2007	Bystrom	
2007/0184946 A1 *	8/2007	Kuhagen	482/110

* cited by examiner

Primary Examiner — Phillip S Hyder

(57) **CLAIM**

We claim the ornamental design for a kettle bell bar, and strap set, as shown and described.

DESCRIPTION

FIG. 1 is a perspective view of a kettle bell bar, and strap set, showing our new design;

FIG. 2 is a front elevational view of the bar, the rear elevational view, top plan view, and bottom plan view being identical thereto, the strap omitted for clarity of illustration;

FIG. 3 is a left-side elevational view of FIG. 2, the right-side elevational view being a mirror image thereof;

FIG. 4 is a left-side elevational view of the strap, the bar omitted for clarity of illustration;

FIG. 5 is a right-side elevational view of FIG. 4;

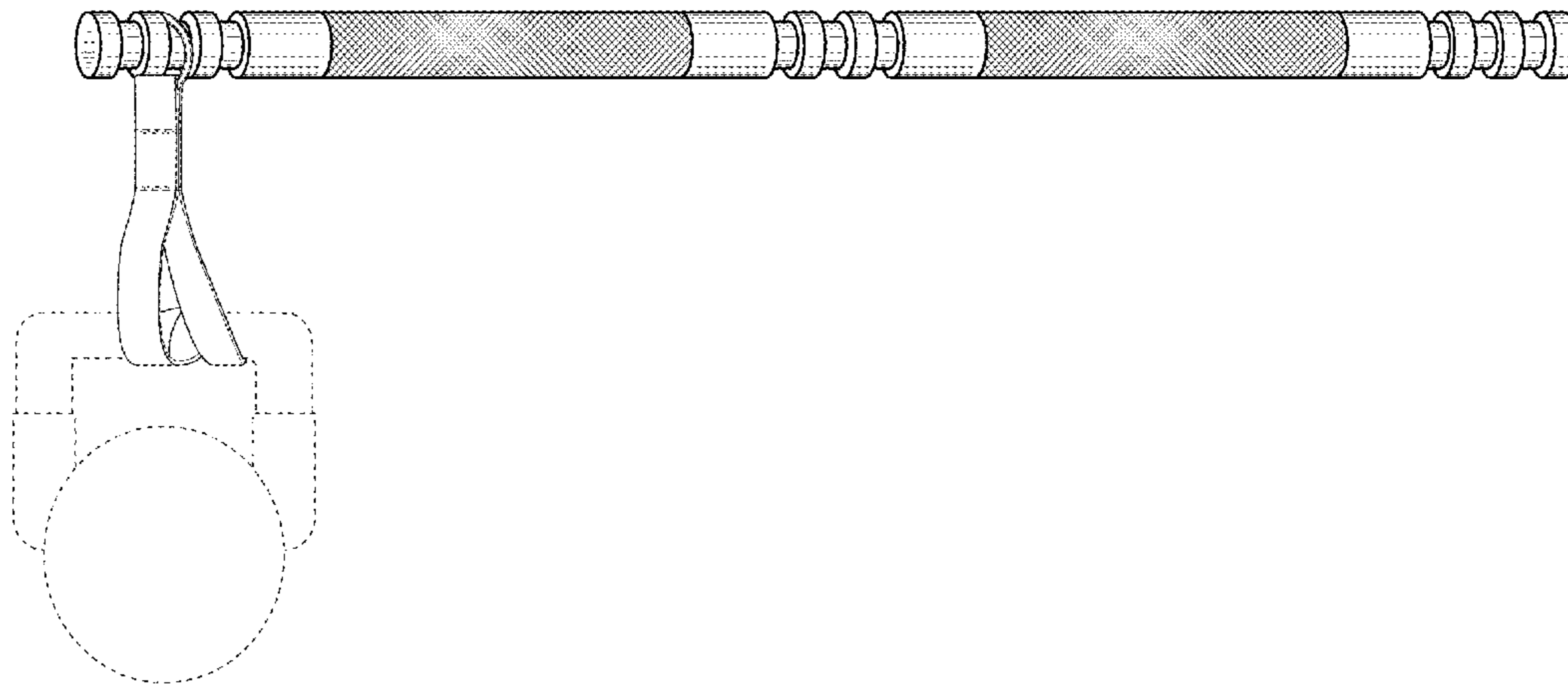
FIG. 6 is a front elevational view of FIG. 4, the rear elevational view being a mirror image thereof;

FIG. 7 is a top plan view of FIG. 4; and,

FIG. 8 is a bottom plan view of FIG. 4.

The broken lines showing a kettle bell weight in the figures depict environmental matter and form no part of the claimed design.

1 Claim, 3 Drawing Sheets



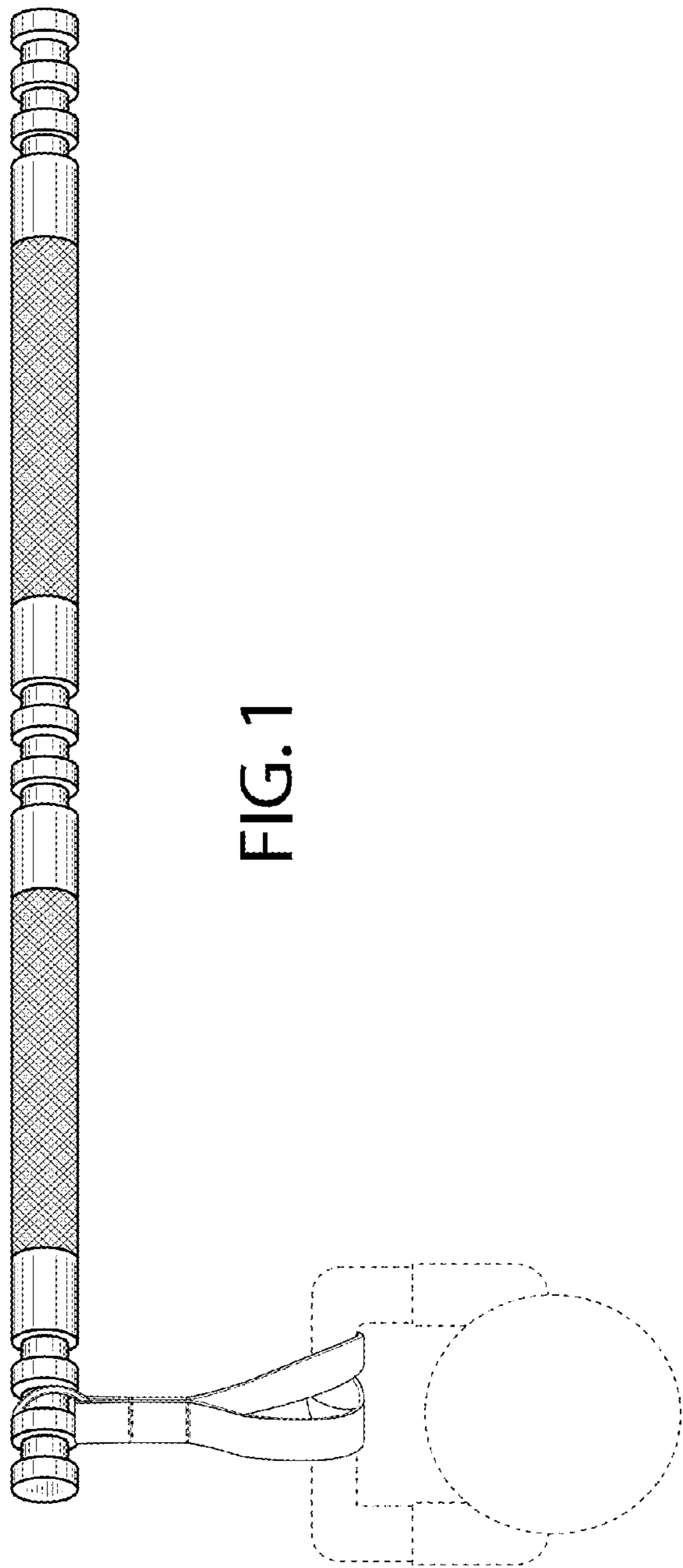


FIG. 1

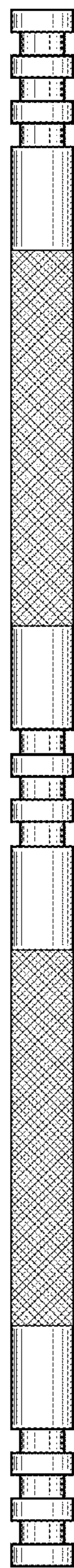


FIG. 2



FIG. 3

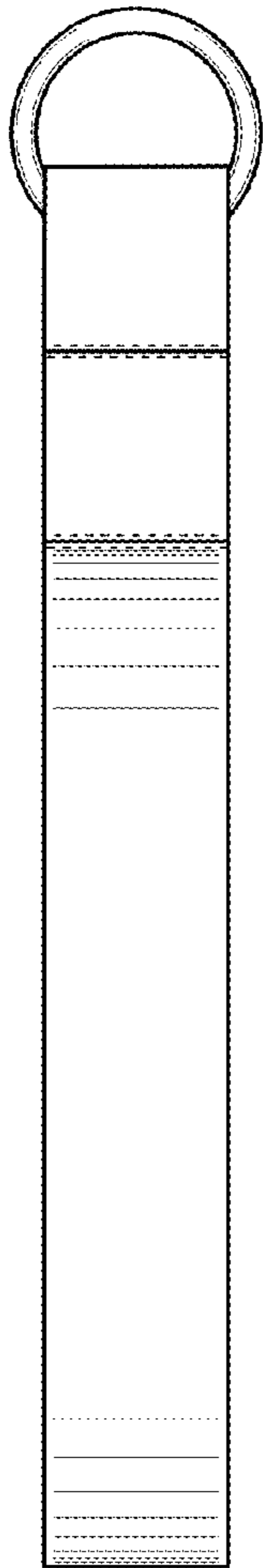


FIG. 4

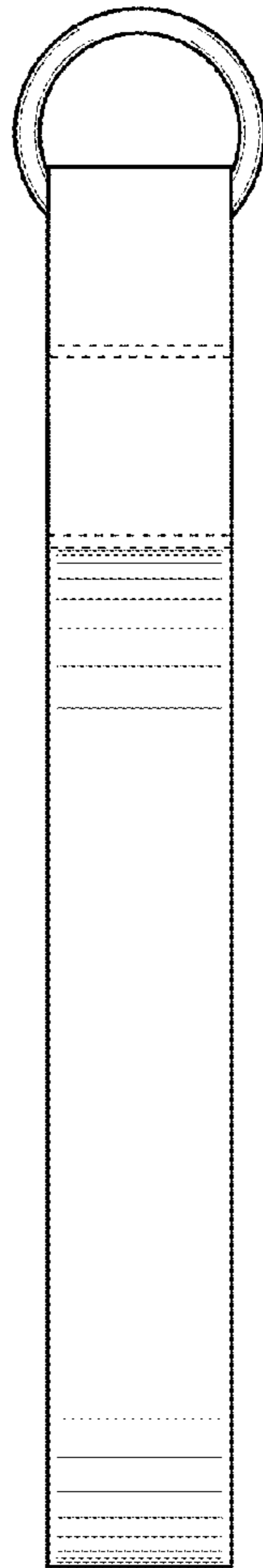


FIG. 5

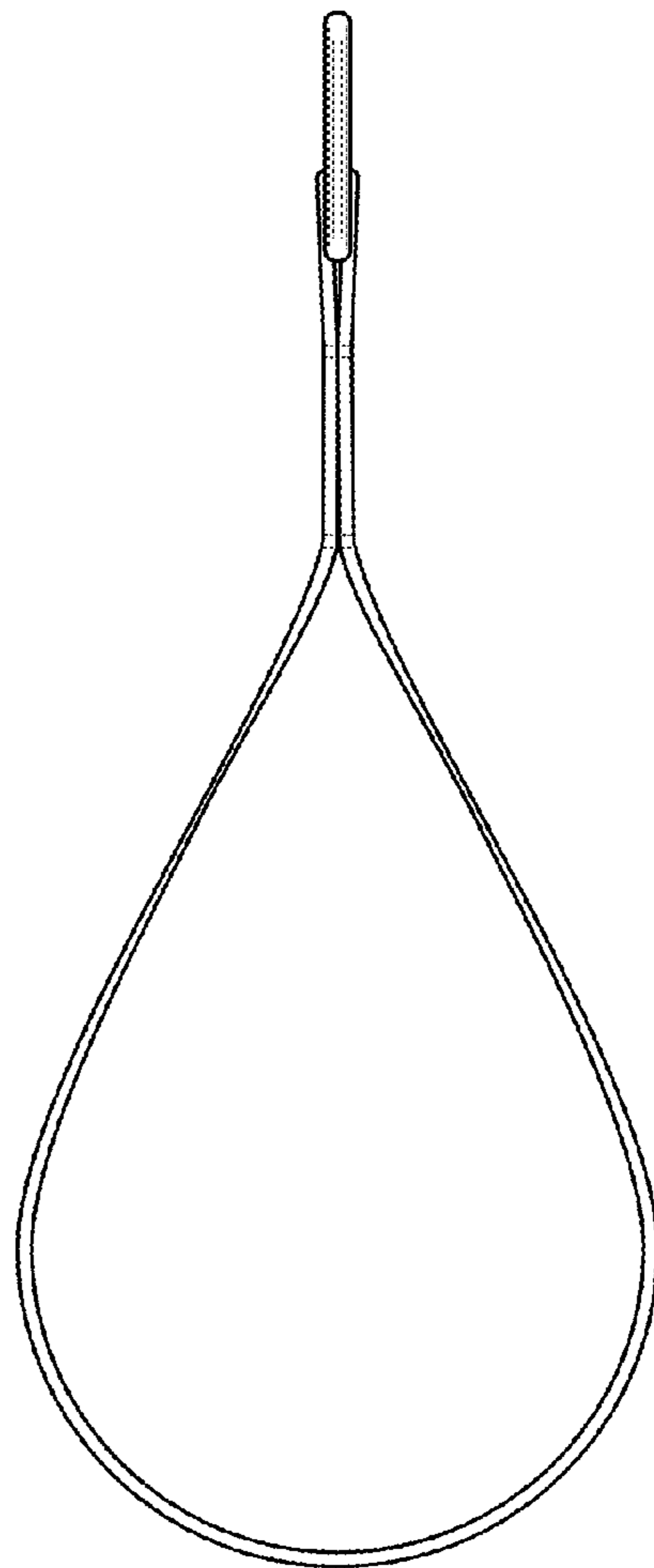


FIG. 6

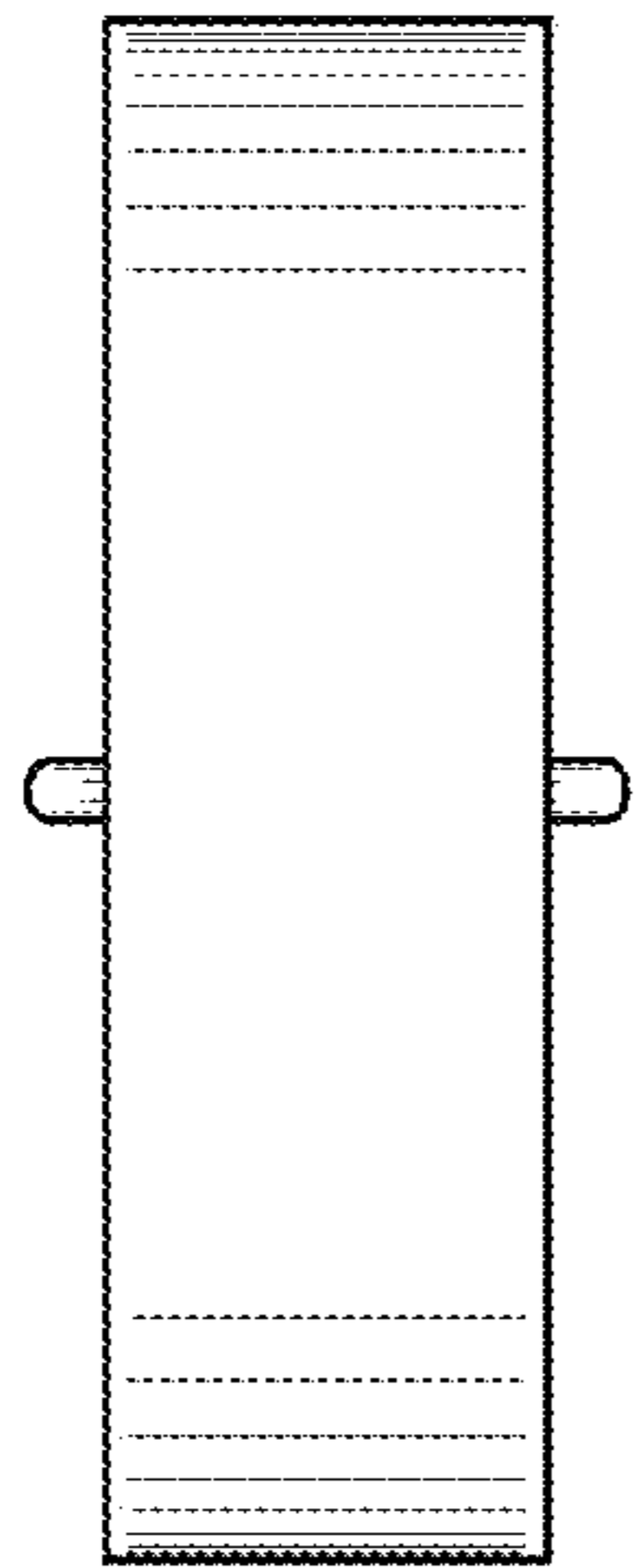


FIG. 7

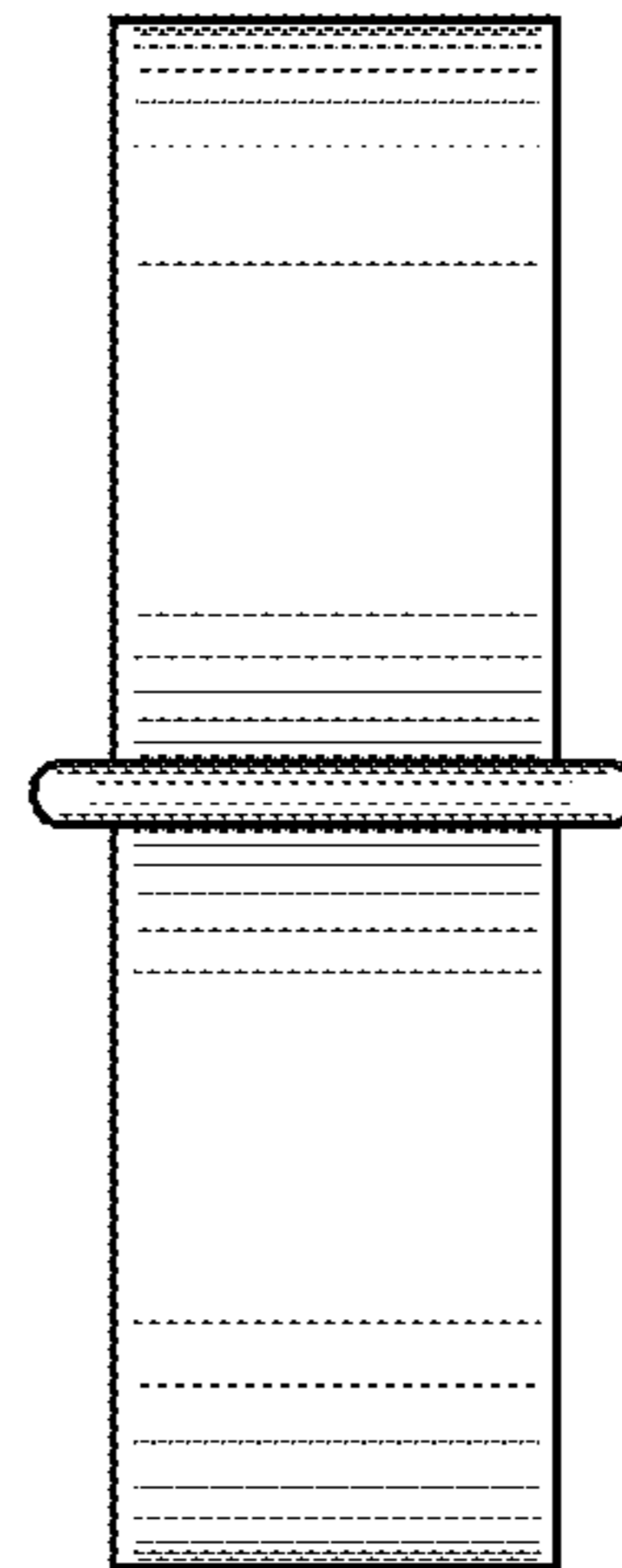


FIG. 8