



US00D723636S

(12) **United States Design Patent**  
**Kahmann et al.**

(10) **Patent No.:** **US D723,636 S**  
(45) **Date of Patent:** **\*\* Mar. 3, 2015**

- (54) **WALKING SLIDE MILL**
- (71) Applicants: **Paul G. Kahmann**, Bloomington, MN (US); **Adam M. Roussopoulos**, Bloomington, MN (US)
- (72) Inventors: **Paul G. Kahmann**, Bloomington, MN (US); **Adam M. Roussopoulos**, Bloomington, MN (US)
- (\*\*) Term: **14 Years**
- (21) Appl. No.: **29/470,086**
- (22) Filed: **Oct. 17, 2013**
- (51) **LOC (10) Cl.** ..... **21-02**
- (52) **U.S. Cl.**  
USPC ..... **D21/668**
- (58) **Field of Classification Search**  
CPC .. A63B 22/02; A63B 22/0056; A63B 22/001; A63B 22/0235; A63B 21/225; A63B 22/0285; A63B 22/0664; A63B 2022/0292; A63B 2022/0041  
USPC ..... D21/662-671, 694, 697; 482/52, 54, 482/56, 57, 59-61, 63-66, 70, 71, 74-76, 482/80, 140-145  
See application file for complete search history.

5,709,632	A *	1/1998	Socwell	.....	482/54
D390,289	S *	2/1998	Chen	.....	D21/668
5,989,160	A *	11/1999	Wang et al.	.....	482/54
6,095,952	A *	8/2000	Ali et al.	.....	482/54
D484,554	S *	12/2003	Hellman et al.	.....	D21/669
6,740,009	B1	5/2004	Hall		
7,008,352	B2	3/2006	Grossi		
D581,470	S *	11/2008	Wu	.....	D21/668
7,510,511	B2	3/2009	von Detten		
7,922,626	B2	4/2011	Larson		
8,343,016	B1	1/2013	Astilean		
8,690,738	B1 *	4/2014	Astilian	.....	482/54
2012/0010053	A1 *	1/2012	Bayerlein et al.	.....	482/54
2012/0270705	A1 *	10/2012	Lo	.....	482/54
2014/0011642	A1 *	1/2014	Astilean	.....	482/54
2014/0213419	A1 *	7/2014	Bayerlein et al.	.....	482/54

\* cited by examiner

*Primary Examiner* — George D Kirschbaum  
*Assistant Examiner* — Jennifer Watkins  
(74) *Attorney, Agent, or Firm* — Gerald E. Helget; Briggs and Morgan, P.A.

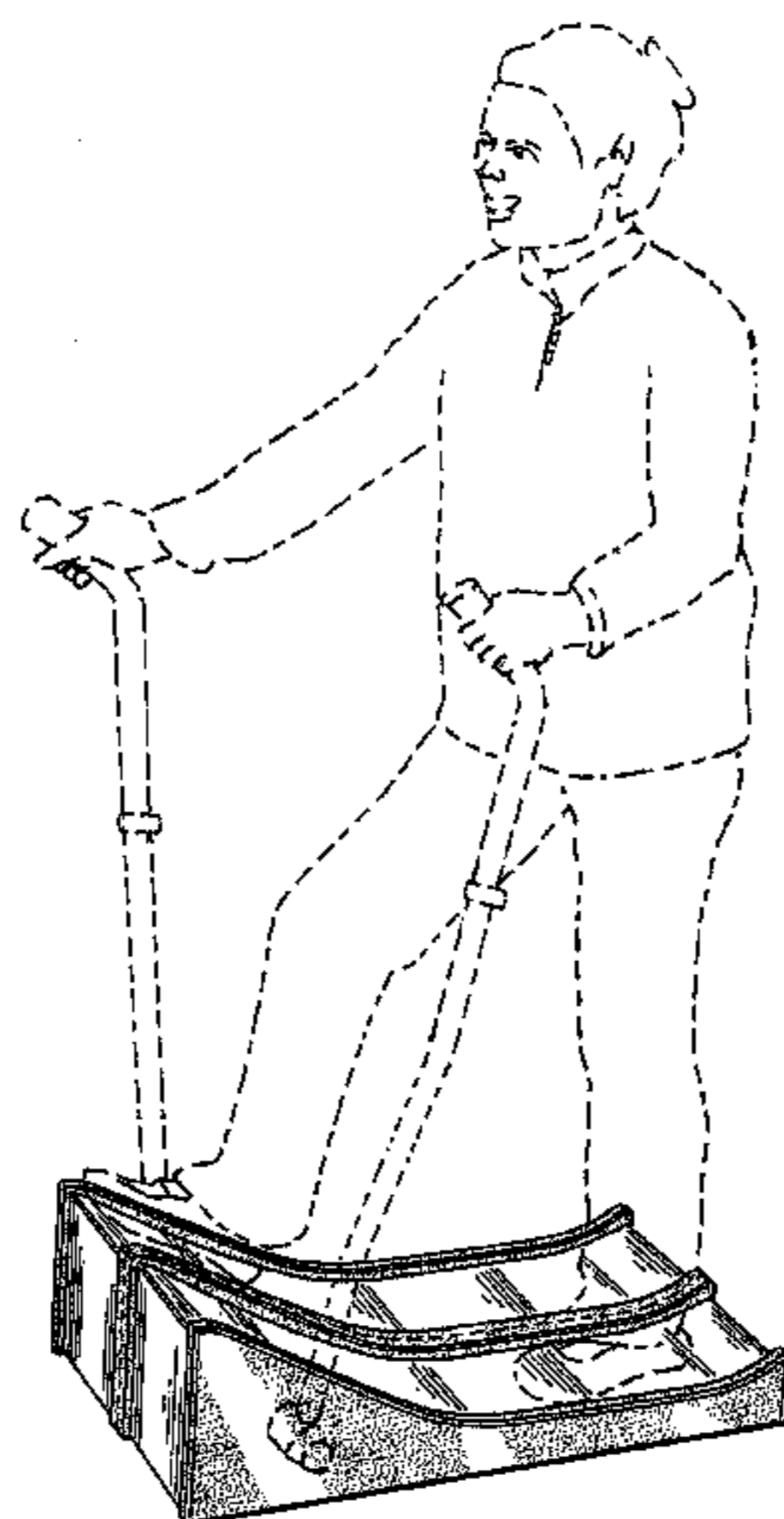
(57) **CLAIM**  
The ornamental design for a walking slide mill, as shown and described.

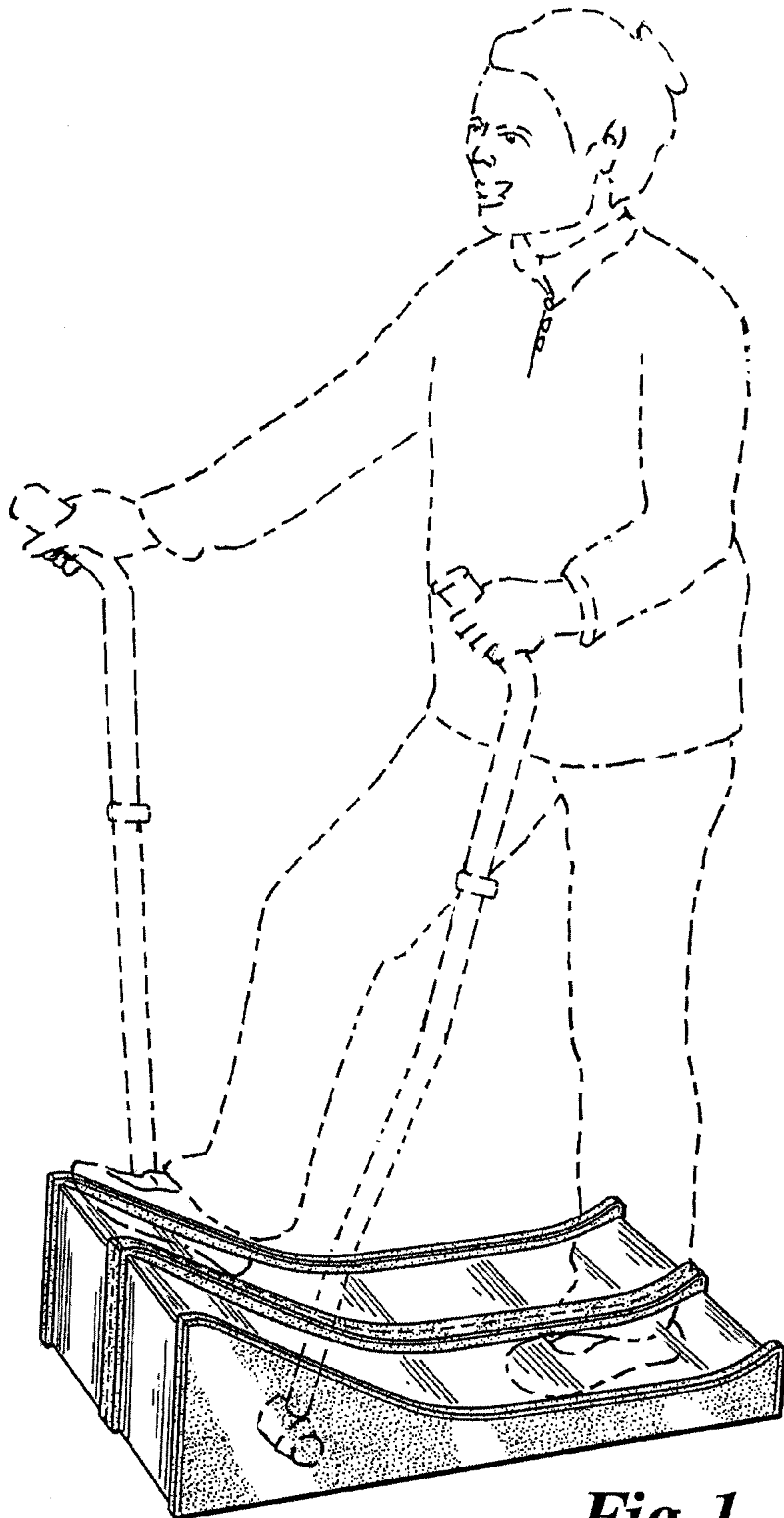
**DESCRIPTION**

FIG. 1 is a front perspective view showing our new design for a walking slide mill;  
FIG. 2 is a left side elevational view, the right side being a mirror image thereof;  
FIG. 3 is a front elevational view;  
FIG. 4 is a rear elevational view;  
FIG. 5 is a top plan view;  
FIG. 6 is a cross sectional view taken along lines 6-6 of FIG. 5;  
FIG. 7 is a bottom plan view; and,  
FIG. 8 is a rear perspective view.  
The broken line drawings of the person and handles are for illustrative purposes only and form no part of the claimed design.

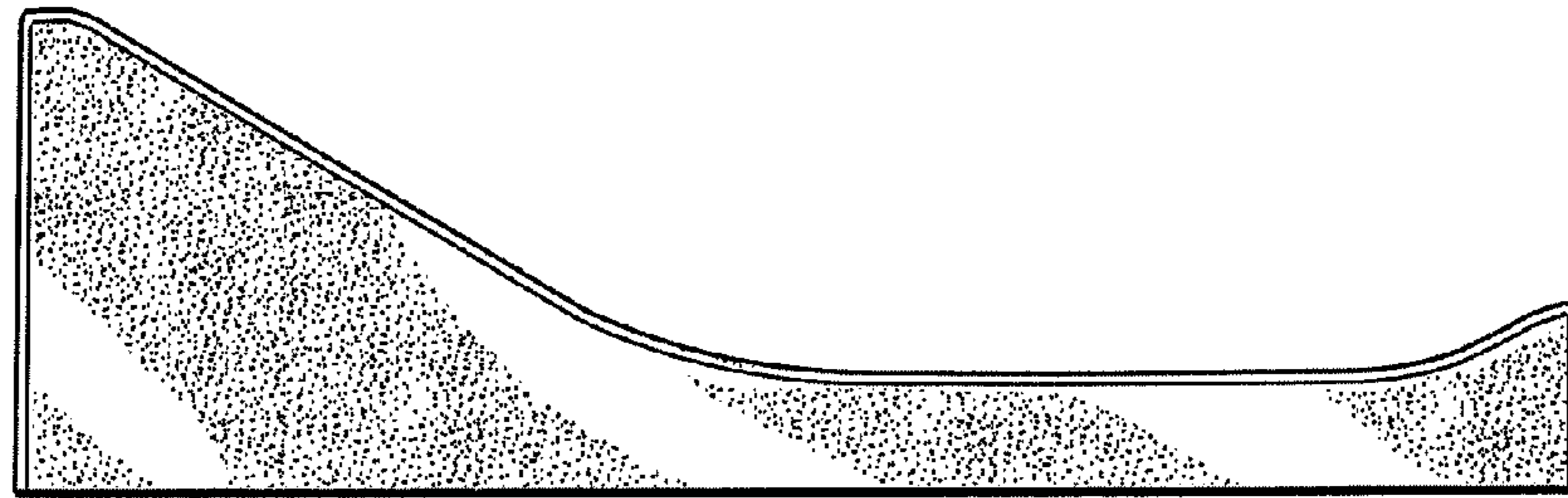
**1 Claim, 4 Drawing Sheets**

- (56) **References Cited**  
U.S. PATENT DOCUMENTS
- |           |     |         |                 |       |         |
|-----------|-----|---------|-----------------|-------|---------|
| 1,766,089 | A   | 6/1930  | Wood            |       |         |
| 2,842,365 | A   | 7/1958  | Kelley          |       |         |
| 3,608,898 | A   | 9/1971  | Berlin          |       |         |
| 3,637,206 | A   | 1/1972  | Chickering, III |       |         |
| 3,642,279 | A   | 2/1972  | Cutter          |       |         |
| 3,669,238 | A   | 6/1972  | Folkes et al.   |       |         |
| 4,757,987 | A   | 7/1988  | Allemand        |       |         |
| 5,232,419 | A   | 8/1993  | Kozak           |       |         |
| D365,610  | S * | 12/1995 | Fraser          | ..... | D21/688 |
| 5,527,241 | A * | 6/1996  | Peng            | ..... | 482/54  |
| 5,527,247 | A * | 6/1996  | Archambault     | ..... | 482/79  |
| 5,575,740 | A * | 11/1996 | Piaget et al.   | ..... | 482/70  |
| 5,688,209 | A * | 11/1997 | Trulaske et al. | ..... | 482/54  |

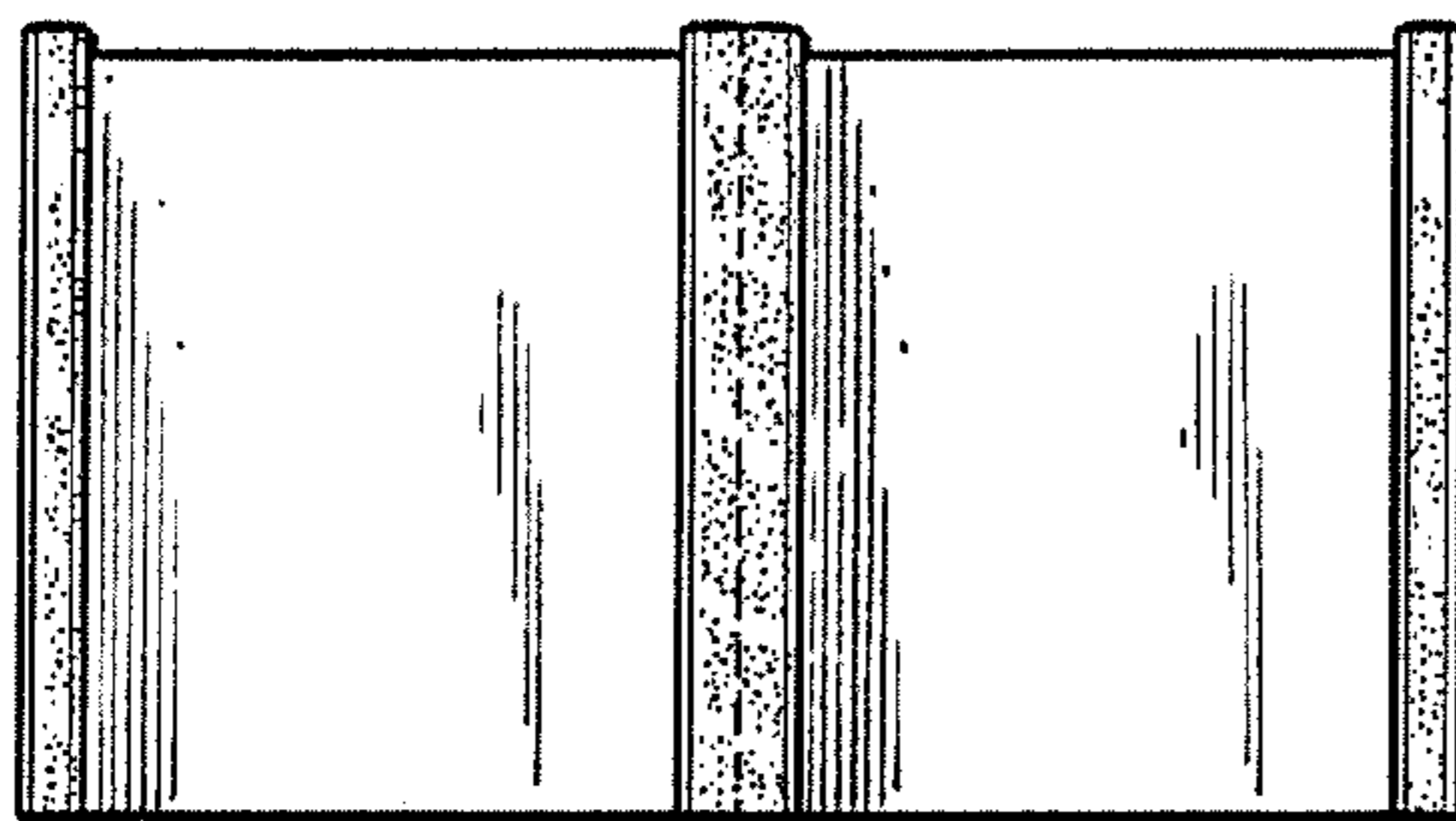





*Fig. 1*




*Fig. 2*




*Fig. 3*




*Fig. 4*




*Fig. 5*



*Fig. 6*



*Fig. 7*



*Fig. 8*

UNITED STATES PATENT AND TRADEMARK OFFICE  
**CERTIFICATE OF CORRECTION**

PATENT NO. : D723,636 S  
APPLICATION NO. : 29/470086  
DATED : March 3, 2015  
INVENTOR(S) : Paul G. Kahmann et al.

Page 1 of 1

It is certified that error appears in the above-identified patent and that said Letters Patent is hereby corrected as shown below:

Title page, below the DESCRIPTION, delete lines 12-14 and insert the following:

--The broken lines on the walking slide mill are for the purpose of illustrating portions of the article that form no part of the claimed design. The broken line showing of a person and handles is for the purpose of illustrating environment that forms no part of the claimed design.--

Signed and Sealed this  
Ninth Day of June, 2015



Michelle K. Lee  
*Director of the United States Patent and Trademark Office*