



US00D723620S

(12) **United States Design Patent**  
**Rousseau et al.**

(10) **Patent No.:** **US D723,620 S**  
(45) **Date of Patent:** **\*\* Mar. 3, 2015**

- (54) **PAINT BRUSH CAP**
- (71) Applicants: **Jennifer Rousseau**, Skokie, IL (US)  
**Trinedy Nguyen**, Skokie, IL (US)
- (72) Inventors: **Richard Rousseau**, Skokie, IL (US);  
**Trinedy Nguyen**, Skokie, IL (US)
- (\*\*) Term: **14 Years**
- (21) Appl. No.: **29/474,051**
- (22) Filed: **Oct. 22, 2013**
- (51) **LOC (10) Cl.** ..... **19-06**
- (52) **U.S. Cl.**  
USPC ..... **D19/194; D19/924**
- (58) **Field of Classification Search**  
CPC ..... B43K 23/08; B43K 23/10; B43K 23/12;  
B43K 23/122; B43K 23/124; B43K 23/126  
USPC ..... D4/108, 113, 121, 199; D19/163–169,  
D19/194, 195, 921–924; 401/98, 202, 213,  
401/243–247, 262  
See application file for complete search history.

(56) **References Cited**

**U.S. PATENT DOCUMENTS**

D83,592 S *	3/1931	Bienenstein	.....	D19/48
D157,471 S *	2/1950	Doux	.....	D19/48
3,002,517 A *	10/1961	Pitton	.....	401/172
D310,684 S *	9/1990	Itoh	.....	D19/57
D389,864 S *	1/1998	Jones et al.	.....	D19/48

5,803,583 A *	9/1998	Hsieh	.....	362/118
D465,240 S *	11/2002	Jones	.....	D19/51
D530,857 S *	10/2006	Black	.....	D28/7
D539,346 S *	3/2007	Song	.....	D19/43
D562,393 S *	2/2008	Qiu et al.	.....	D19/51
D568,935 S *	5/2008	Qiu et al.	.....	D19/48
D577,064 S *	9/2008	Briggl	.....	D19/48
D579,496 S *	10/2008	Qiu et al.	.....	D19/48
D648,386 S *	11/2011	Zhang	.....	D19/43
D659,760 S *	5/2012	Zhang	.....	D19/51
D696,346 S *	12/2013	Lv	.....	D19/916

\* cited by examiner

*Primary Examiner* — Elizabeth Albert

(74) *Attorney, Agent, or Firm* — Richards Patent Law P.C.

(57) **CLAIM**

The ornamental design for a paint brush cap, as shown and described.

**DESCRIPTION**

FIG. 1 is a perspective view of a paint brush cap showing my new design engaged with a paint brush;  
 FIG. 2 is a perspective view of the paint brush cap;  
 FIG. 3 is a front view thereof;  
 FIG. 4 is a back view thereof;  
 FIG. 5 is a side view thereof;  
 FIG. 6 is a top view thereof; and,  
 FIG. 7 is a bottom view thereof.

The broken lines in FIG. 1 are included for the purpose of showing features that form no part of the claimed design.

**1 Claim, 4 Drawing Sheets**

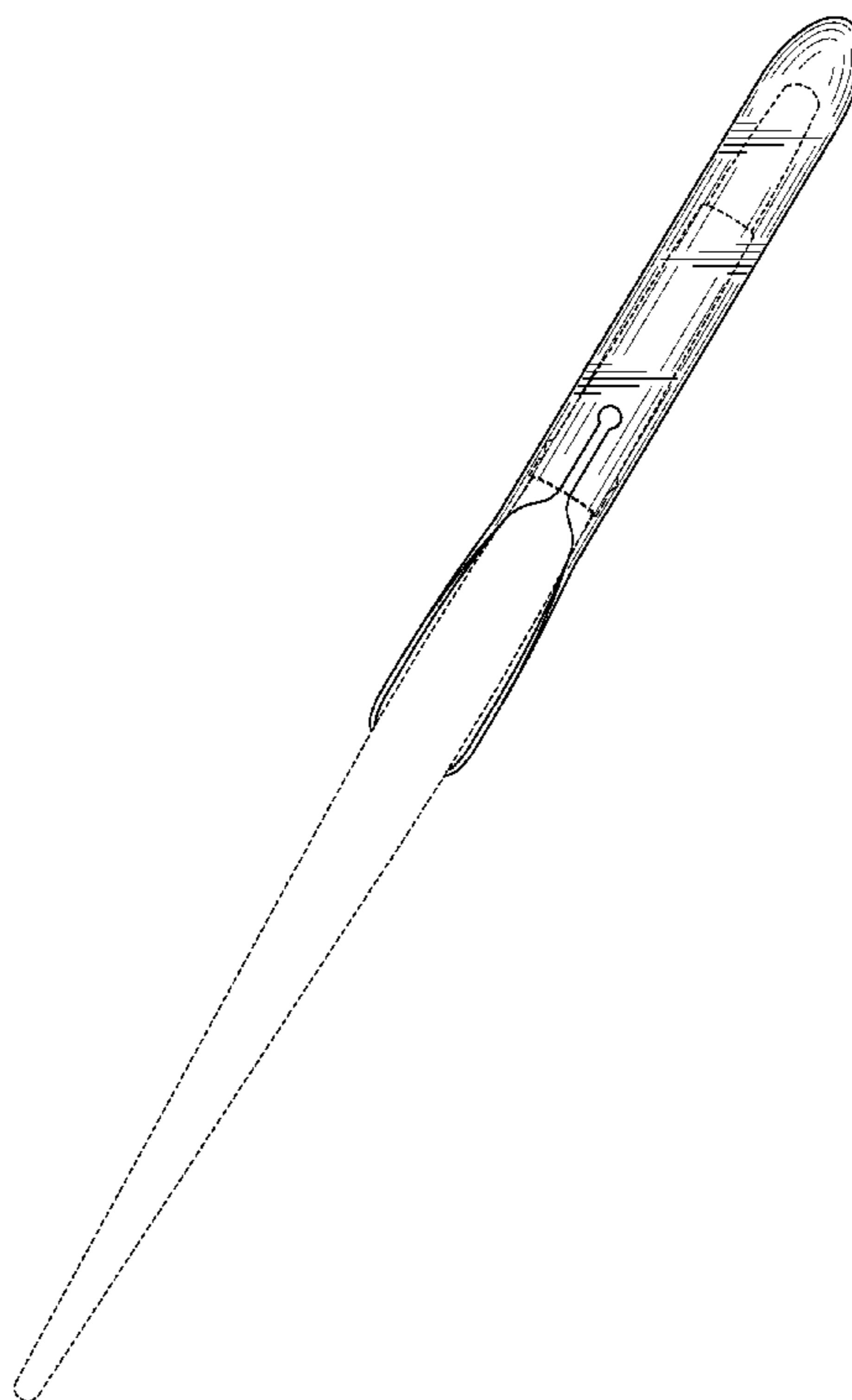


FIG. 1

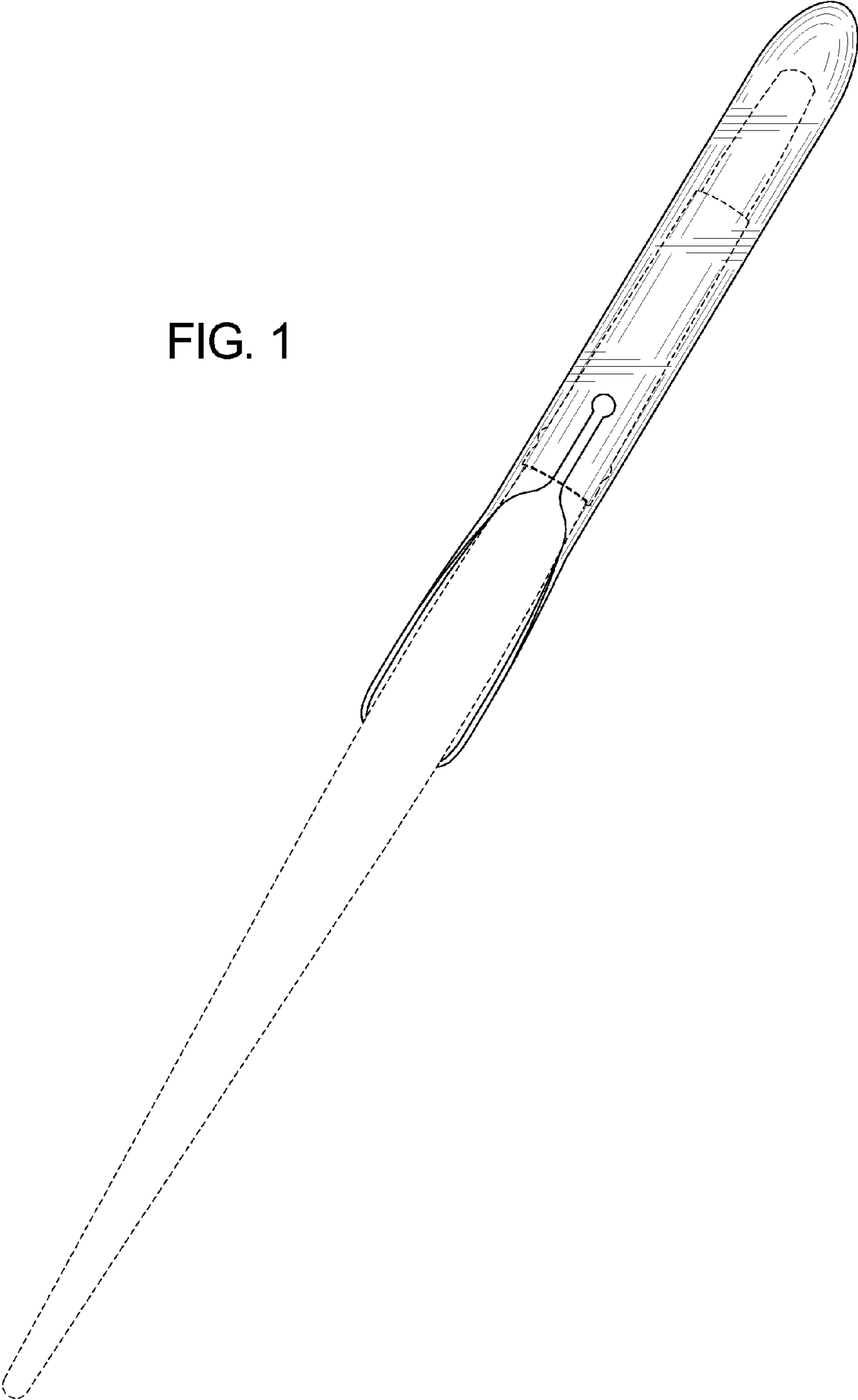


FIG. 2

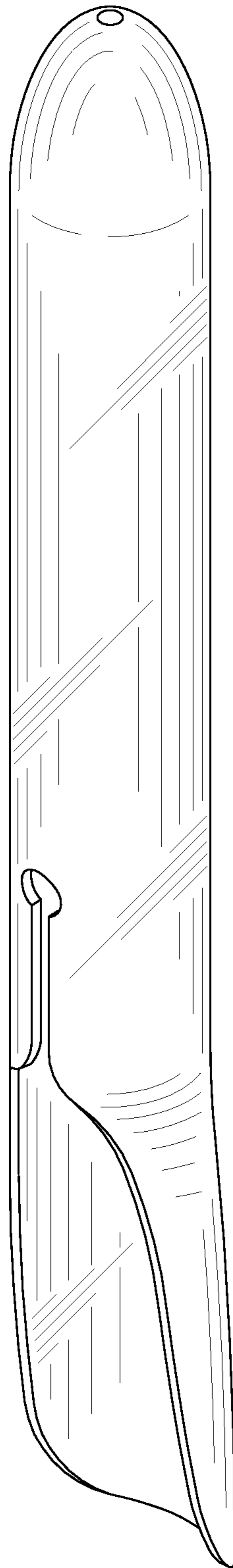


FIG. 3

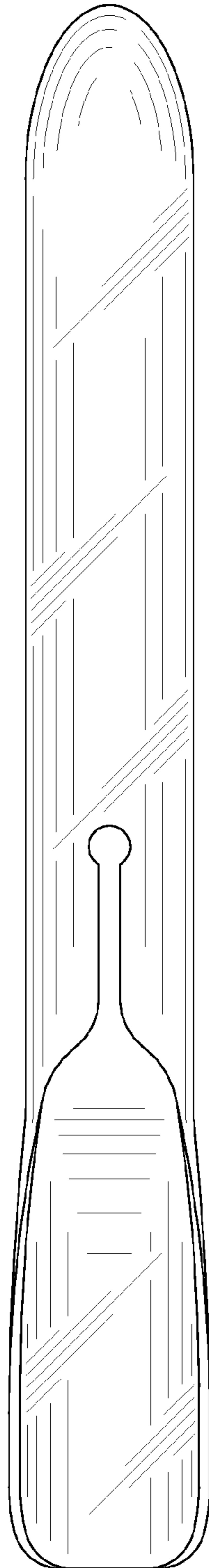


FIG. 4

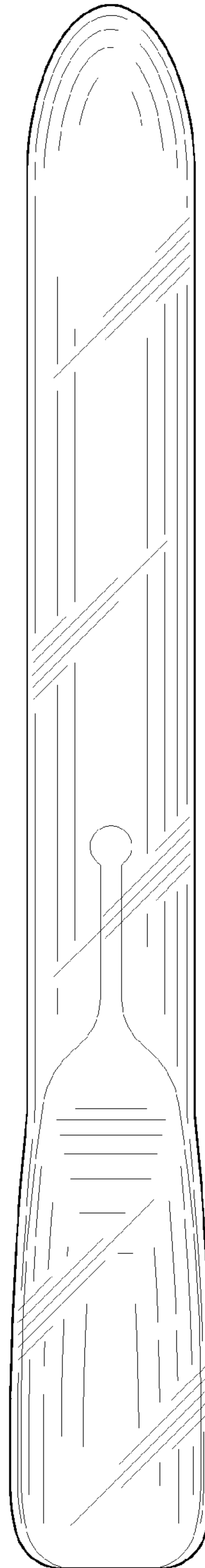


FIG. 5

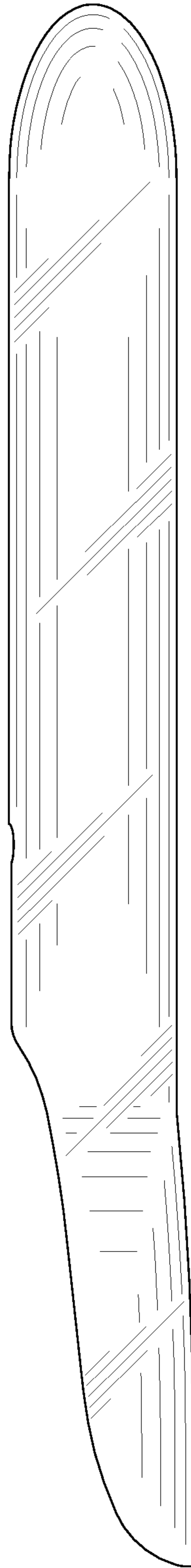


FIG. 6

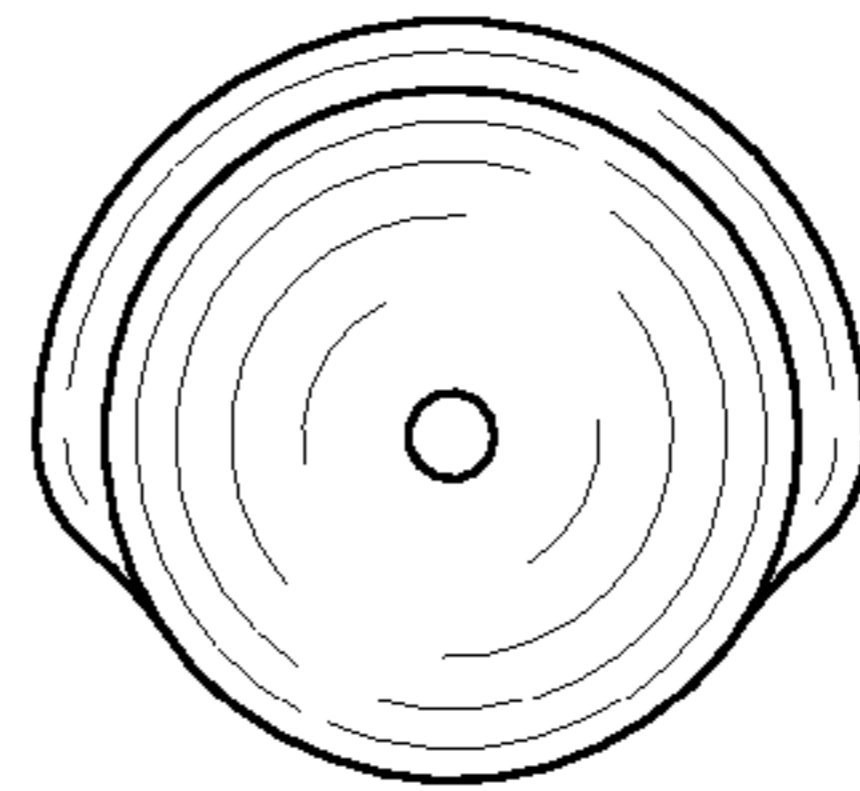


FIG. 7

