



US00D723610S

(12) **United States Design Patent**
Chen

(10) **Patent No.:** **US D723,610 S**
(45) **Date of Patent:** **** Mar. 3, 2015**

(54) **EYEGASSES FRAME**

(71) Applicant: **Chih-Ming Chen**, Tainan (TW)

(72) Inventor: **Chih-Ming Chen**, Tainan (TW)

(73) Assignee: **Hwa Meei Optical Co., Ltd.**, Tainan (TW)

(**) Term: **14 Years**

(21) Appl. No.: **29/445,090**

(22) Filed: **Feb. 7, 2013**

(51) **LOC (10) Cl.** **16-06**

(52) **U.S. Cl.**
USPC **D16/300**

(58) **Field of Classification Search**
USPC D16/320, 333, 332, 325, 326, 328, 321,
D16/318, 310, 309, 306, 300, 335, 334, 136,
D16/330, 336, 338, 340, 341, 339, 327, 323,
D16/303, 329, 301, 337, 342, 316, 304,
D16/311; 24/58; D29/110; 2/12, 442, 445,
2/447, 448; 351/124, 69, 41, 137, 138,
351/139, 131, 132, 136, 65, 76, 78, 79, 87,
351/88; D3/219; D20/22, 40; D24/110.2,
D24/150, 160, 172

See application file for complete search history.

(56) **References Cited**

U.S. PATENT DOCUMENTS

D550,272 S *	9/2007	Markovitz	D16/326
D557,730 S *	12/2007	Mage	D16/326
D558,816 S *	1/2008	Yee	D16/326
D575,323 S *	8/2008	Jannard et al.	D16/326
D599,839 S *	9/2009	Rohrbach	D16/326
D604,758 S *	11/2009	Rohrbach et al.	D16/326
D604,759 S *	11/2009	Rohrbach et al.	D16/326
D607,040 S *	12/2009	Rohrbach	D16/326
D648,771 S *	11/2011	Rohrbach	D16/326
D676,479 S *	2/2013	Yoo	D16/326
D700,933 S *	3/2014	Shin	D16/326
D702,757 S *	4/2014	Thixton et al.	D16/325

* cited by examiner

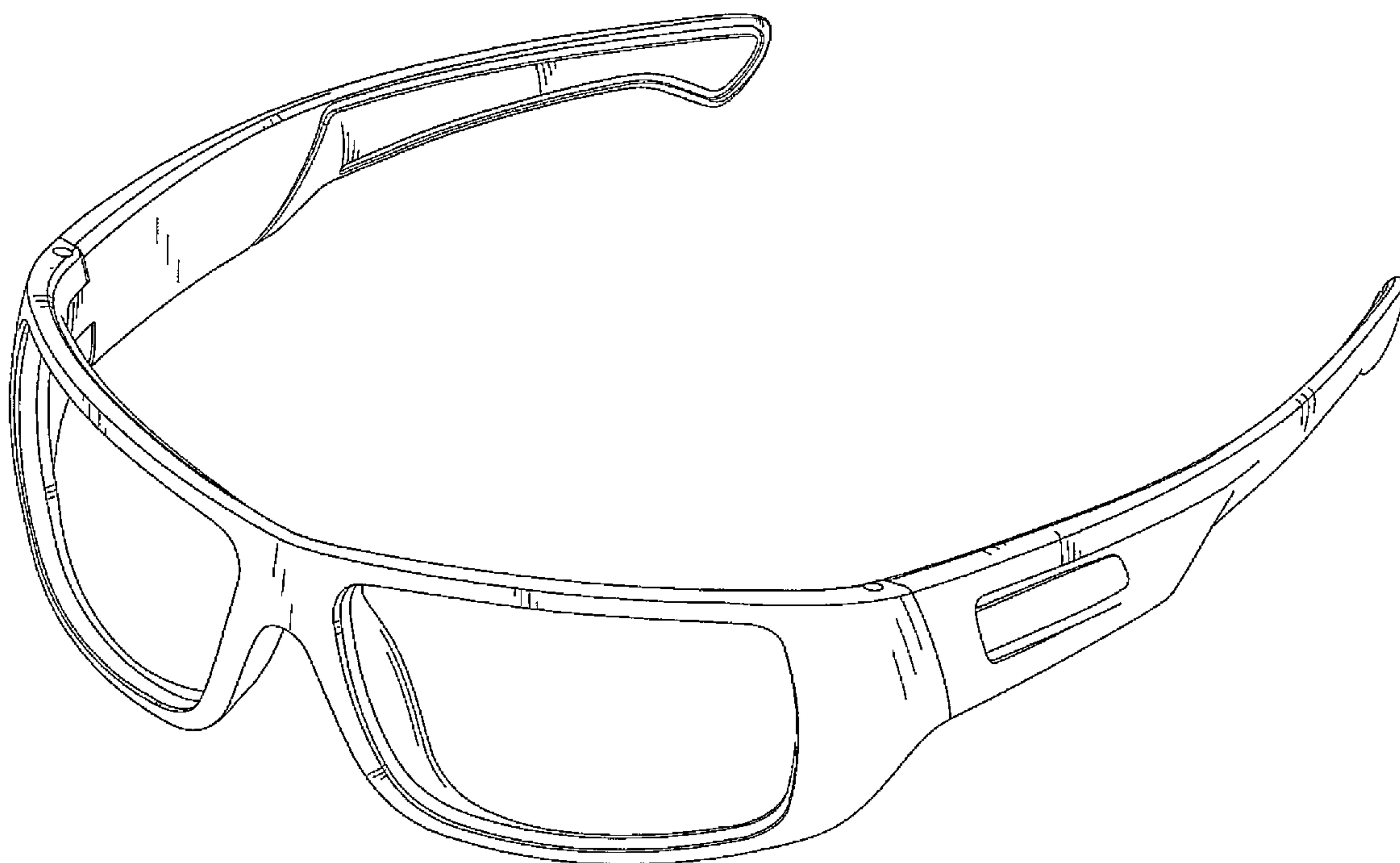
Primary Examiner — Robert M Spear
Assistant Examiner — Eliza Bennett-Hattan
(74) *Attorney, Agent, or Firm* — Rosenberg, Klein & Lee

(57) **CLAIM**
The ornamental design for an eyeglasses frame, as shown and described.

DESCRIPTION

FIG. 1 is a perspective view of an eyeglasses frame showing my design;
FIG. 2 is a front elevational view thereof;
FIG. 3 is a rear elevational view thereof;
FIG. 4 is a left side elevational view thereof, the right side elevational view being a mirror image thereof;
FIG. 5 is a top plan view thereof; and,
FIG. 6 is a bottom plan view thereof.

1 Claim, 5 Drawing Sheets



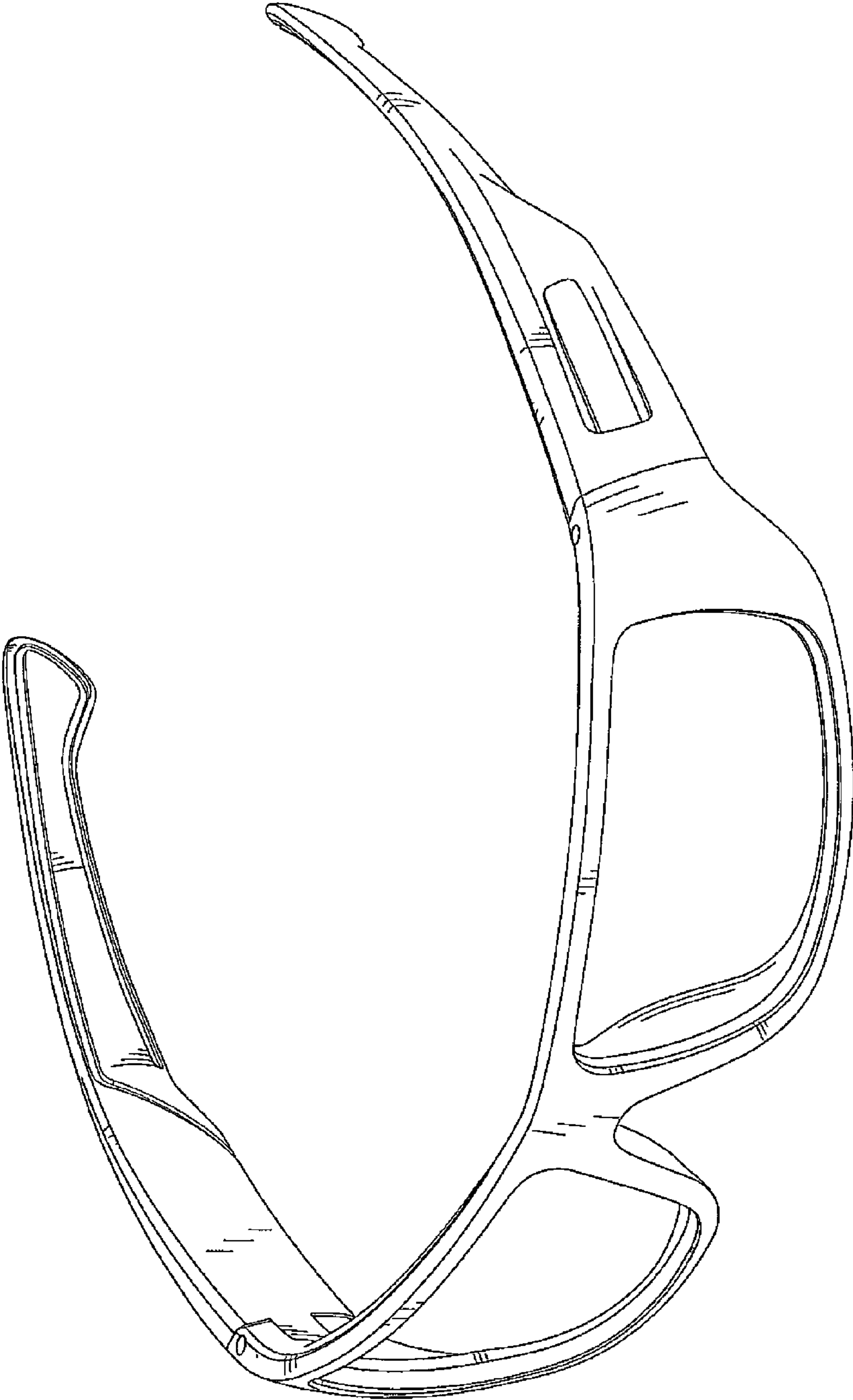


FIG. 1

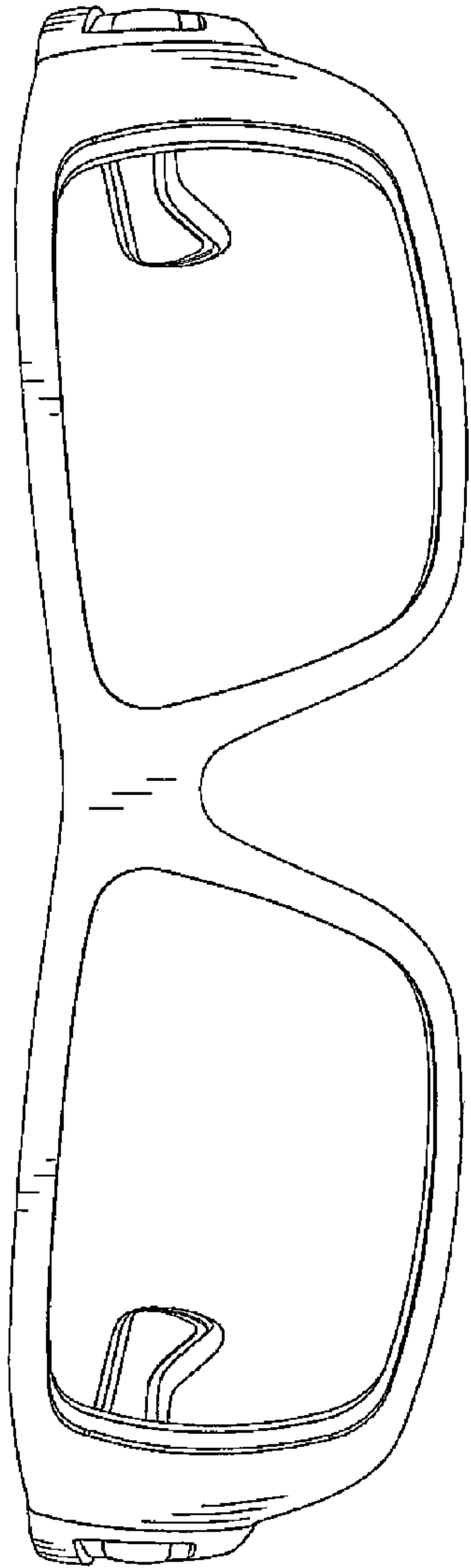


FIG. 2

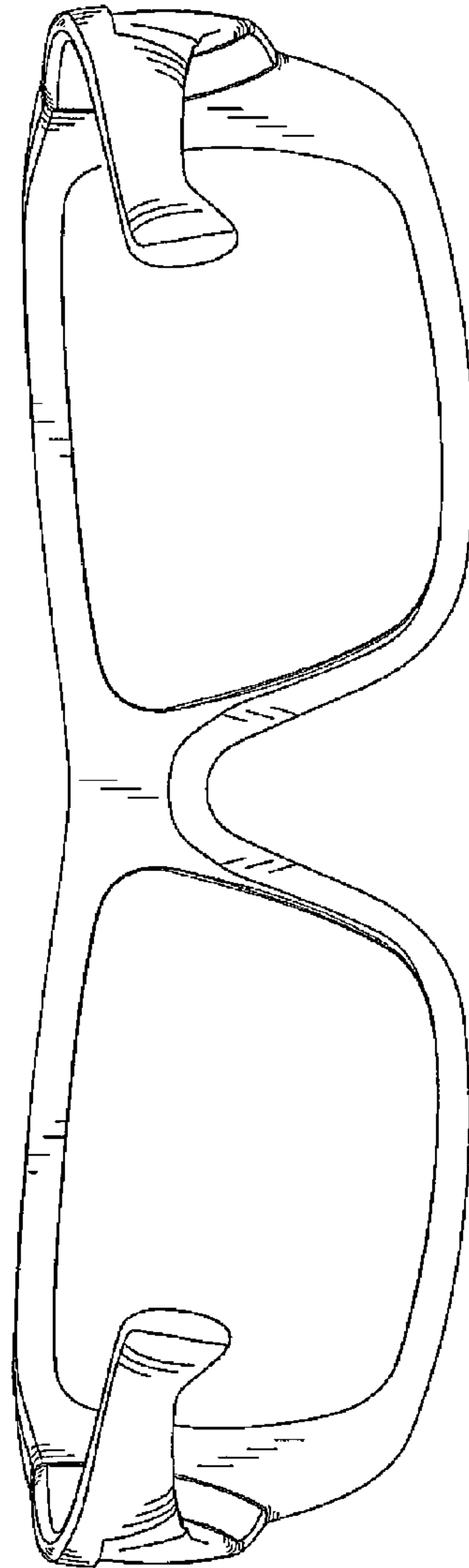


FIG. 3

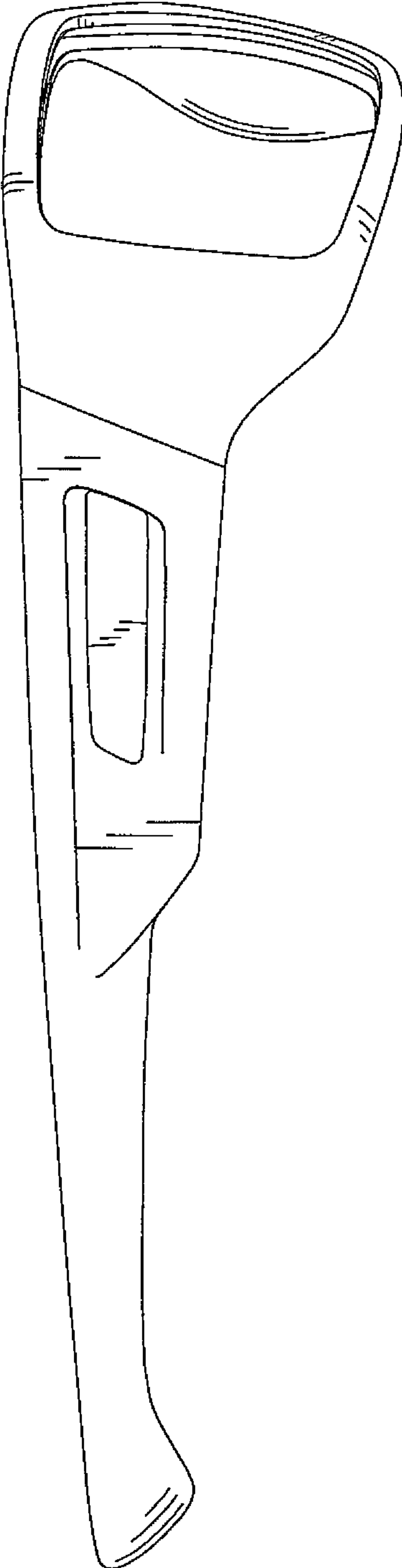


FIG. 4

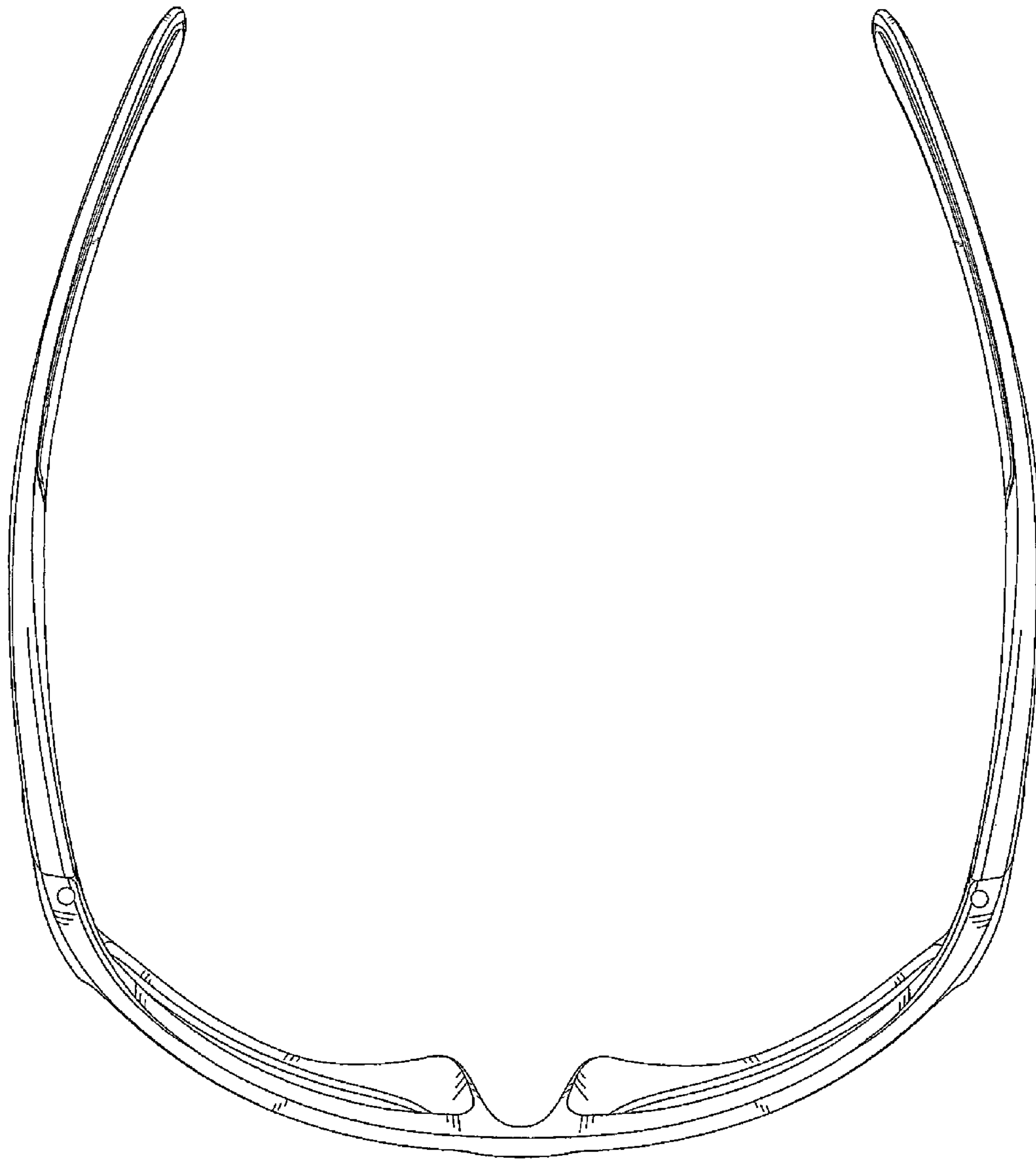


FIG. 5




FIG. 6