



US00D723596S

(12) **United States Design Patent**
Yuno et al.

(10) **Patent No.:** **US D723,596 S**
(45) **Date of Patent:** **** Mar. 3, 2015**

(54) **SHEET HOLDER FOR STAMP MAKING MACHINE**

8,539,683 B2 * 9/2013 Kuno 33/18.1
2009/0095046 A1 * 4/2009 Bytow 72/466.7
2011/0132164 A1 * 6/2011 Barandiaran Echeguia 83/145

(71) Applicant: **Casio Keisanki Kabushiki Kaisha**,
Shibuya-ku, Tokyo (JP)

OTHER PUBLICATIONS

(72) Inventors: **Hiroataka Yuno**, Fussa (JP); **Yoshimasa Yokoyama**, Hachioji (JP)

U.S. Appl. No. 29/468,156, filed Sep. 26, 2013; First Named Inventor: Hiroataka Yuno; Title: "Sheet Holder for Stamp Making Machine".

(73) Assignee: **Casio Keisanki Kabushiki Kaisha**,
Tokyo (JP)

U.S. Appl. No. 29/468,417, filed Sep. 30, 2013; First Named Inventor: Hiroataka Yuno; Title: "Sheet Holder for Stamp Making Machine".

(**) Term: **14 Years**

U.S. Appl. No. 29/468,422, filed, Sep. 30, 2013; First Named Inventor: Hiroataka Yuno; Title: "Sheet Holder for Stamp Making Machine".

(21) Appl. No.: **29/468,151**

U.S. Appl. No. 29/468,425, filed Sep. 30, 2013; First Named Inventor: Hiroataka Yuno; Title: "Sheet Holder for Stamp Making Machine".

(22) Filed: **Sep. 26, 2013**

(51) **LOC (10) Cl.** **15-09**

* cited by examiner

(52) **U.S. Cl.**
USPC **D15/128**; D15/138

Primary Examiner — Patricia Palasik

(58) **Field of Classification Search**
USPC D15/128, 138; D18/50, 54, 55, 56;
101/27, 31; 400/21–30, 144.2,
400/691–693

(74) *Attorney, Agent, or Firm* — Holtz, Holtz, Goodman & Chick PC

See application file for complete search history.

(57) **CLAIM**

The ornamental design for a sheet holder for stamp making machine, as shown and described.

(56) **References Cited**

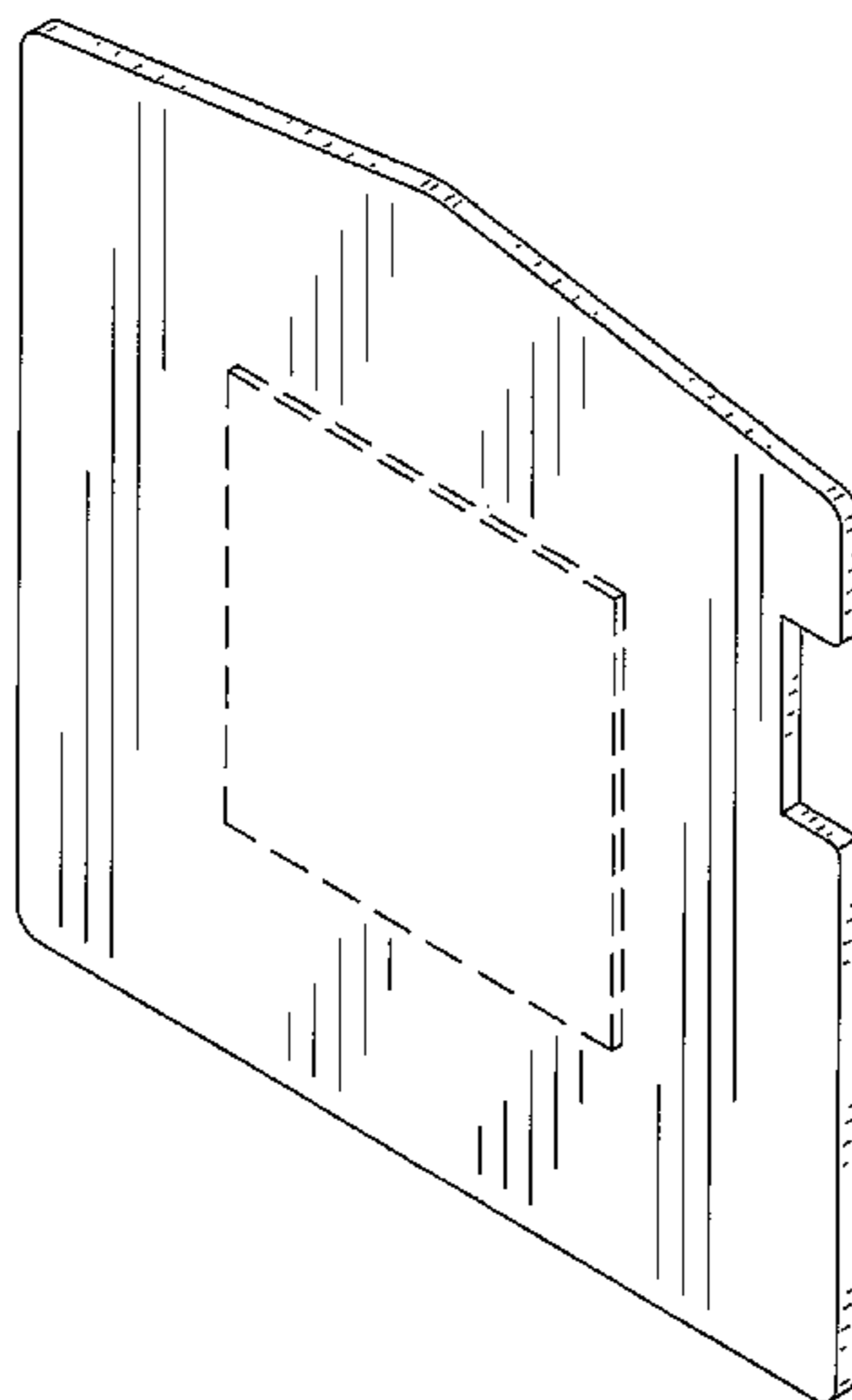
DESCRIPTION

U.S. PATENT DOCUMENTS

D203,626	S	*	2/1966	Donald	D15/128
D208,584	S	*	9/1967	Susskind	D15/128
D231,862	S	*	6/1974	Gramling	D15/128
3,874,262	A	*	4/1975	Cailloux	83/549
D274,335	S	*	6/1984	Jenkins	D15/128
D277,864	S	*	3/1985	Hoffman et al.	D15/128
D309,472	S	*	7/1990	Nishida	D18/35.1
4,956,786	A	*	9/1990	Drummond et al.	700/160
D354,303	S	*	1/1995	Noonan et al.	D18/15
5,839,367	A	*	11/1998	Hashimoto	101/316
D420,019	S	*	2/2000	Tachibana et al.	D15/128
D420,020	S	*	2/2000	Morita	D15/128
D658,688	S	*	5/2012	Chiang	D15/128

FIG. 1 is a front, right side, top perspective view of a sheet holder for stamp making machine showing our new design; FIG. 2 is a front elevational view thereof; FIG. 3 is a rear elevational view thereof; FIG. 4 is a left side view thereof; FIG. 5 is a right side view thereof; FIG. 6 is a top plan view thereof; FIG. 7 is a bottom plan view thereof; and, FIG. 8 is a reference view thereof showing a using state. The portions in broken lines are shown for illustrative purposes only and form no part of the claimed design.

1 Claim, 6 Drawing Sheets



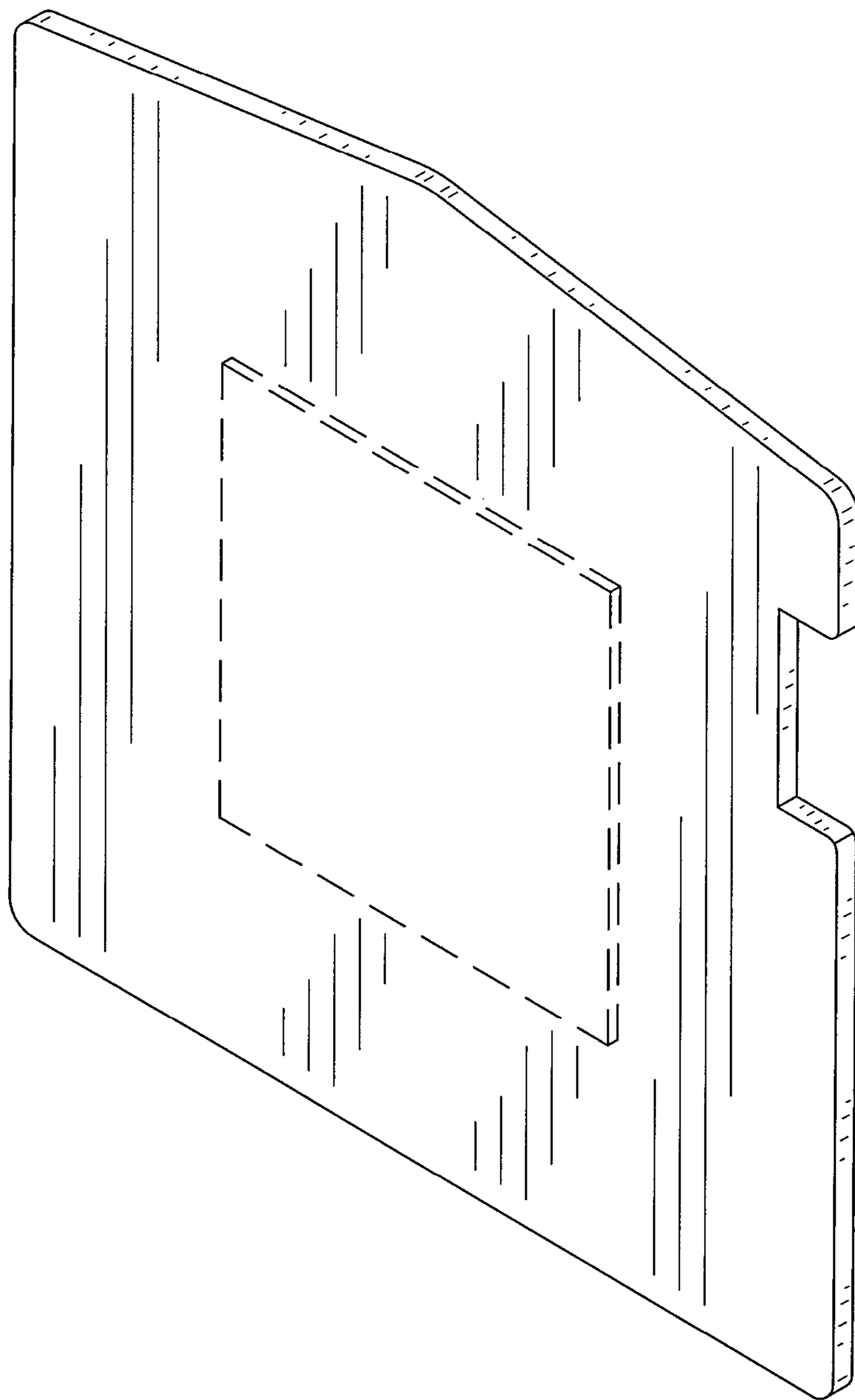


FIG. 1

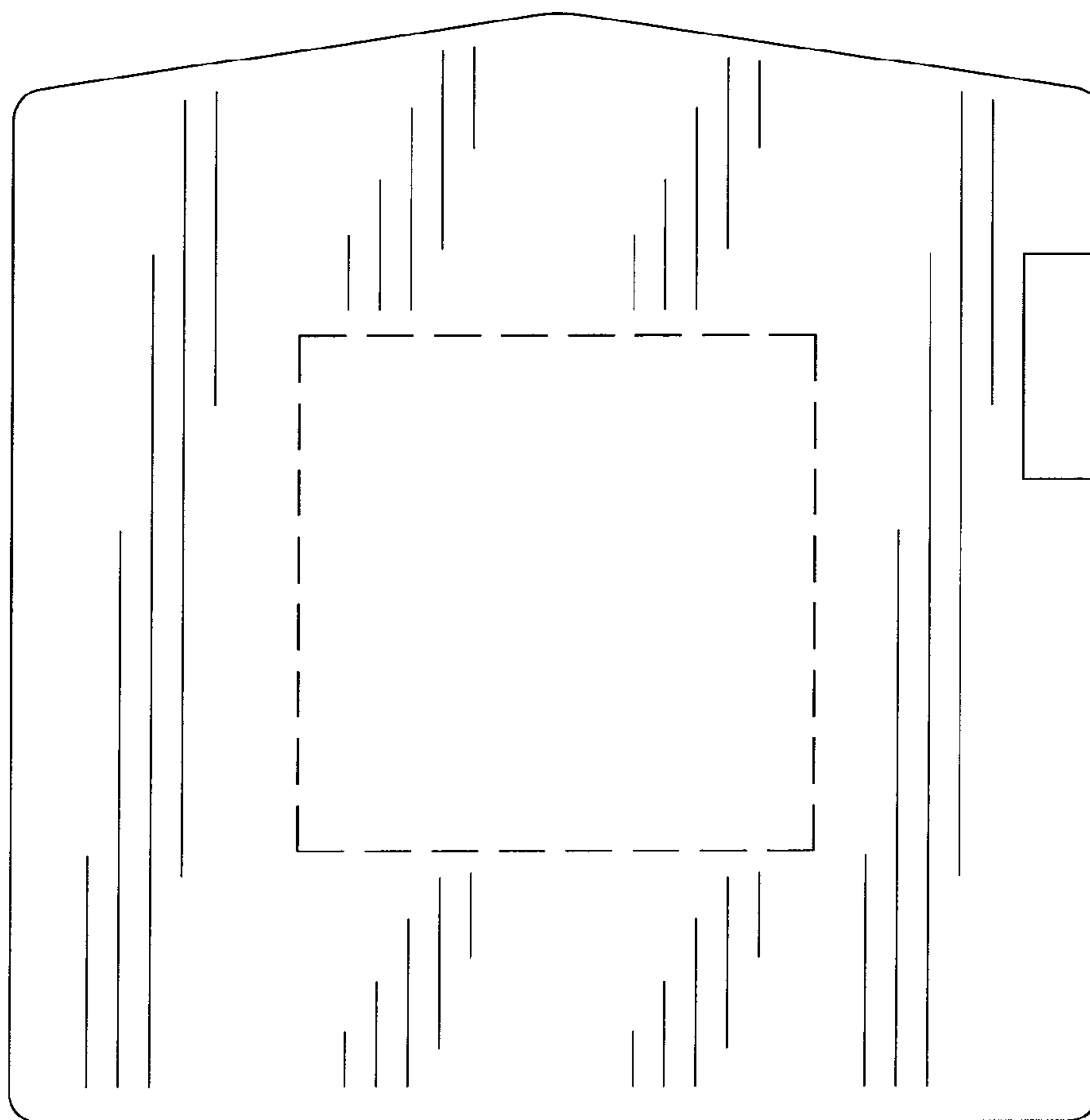


FIG. 2

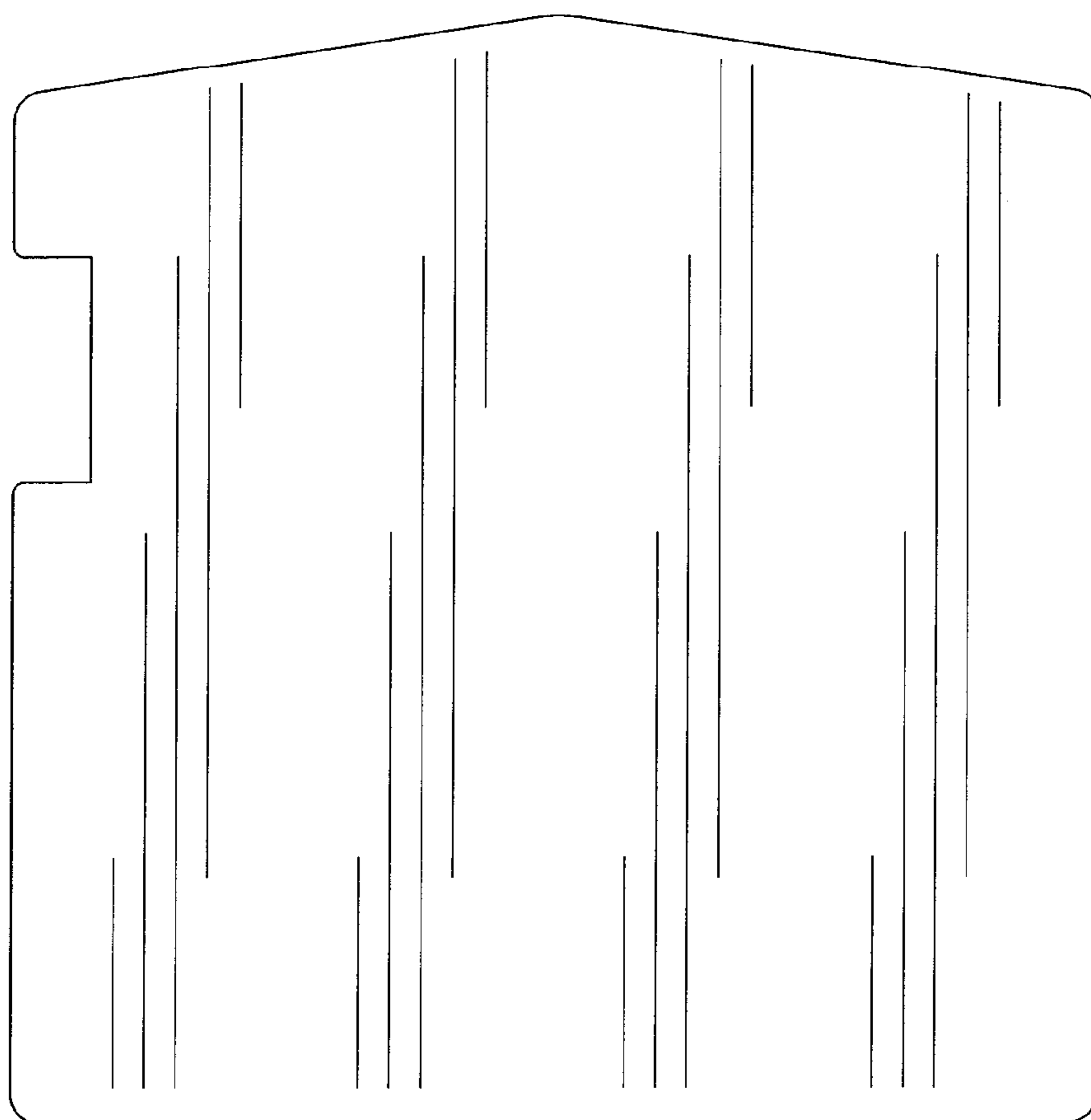


FIG. 3

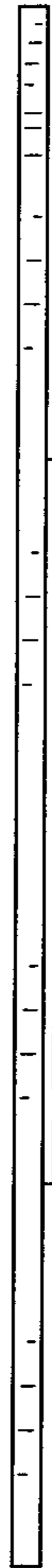


FIG. 4

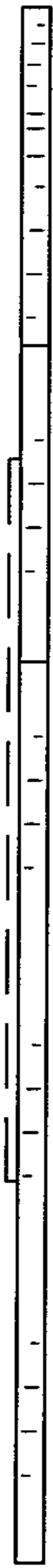


FIG. 5



FIG. 6

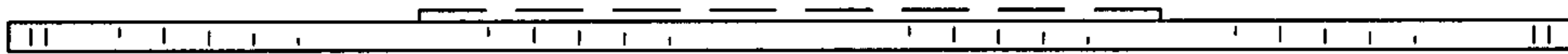


FIG. 7

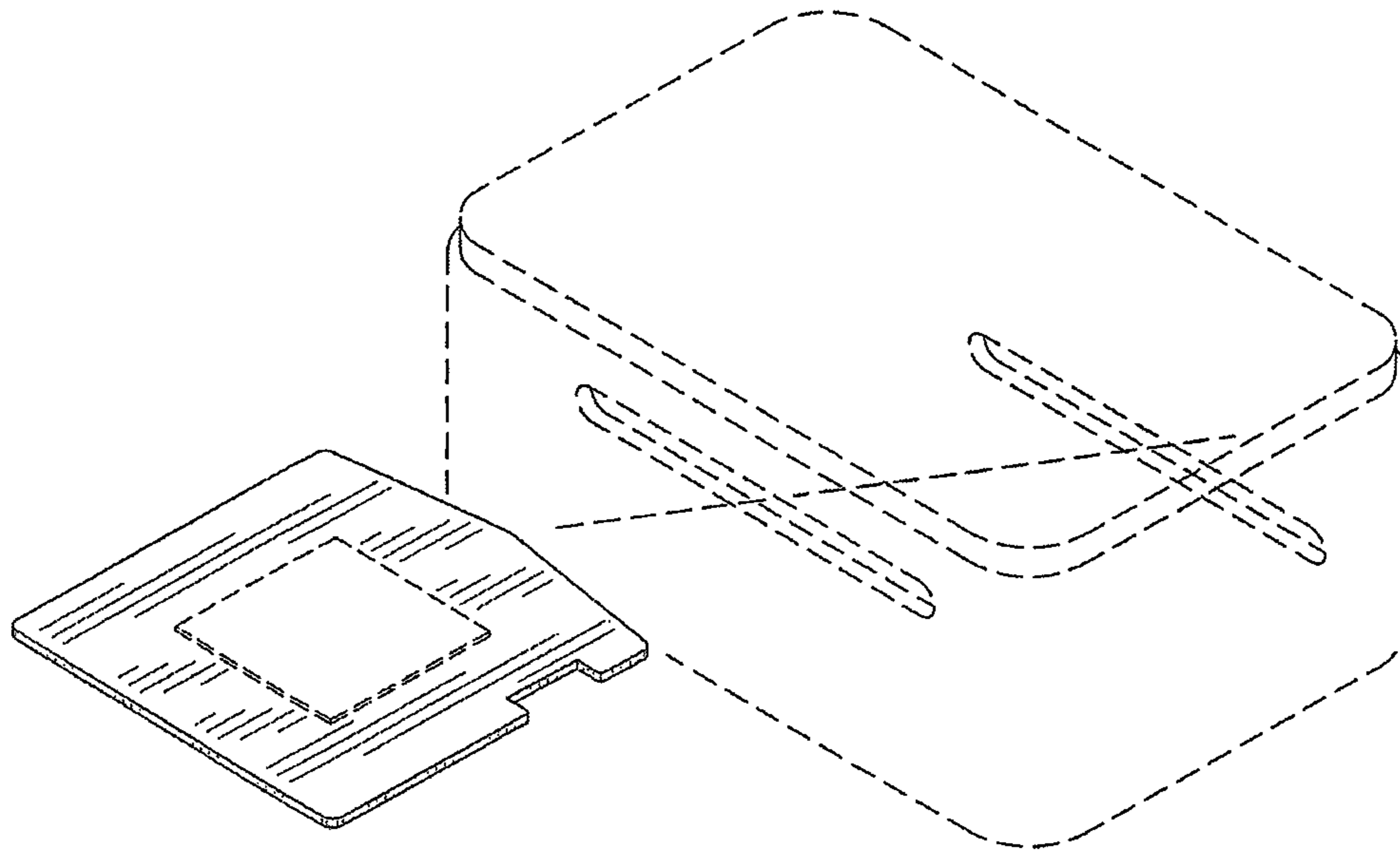


FIG. 8