



US00D723566S

(12) **United States Design Patent**
Ferguson et al.

(10) **Patent No.:** **US D723,566 S**
(45) **Date of Patent:** **** Mar. 3, 2015**

(54) **BLUETOOTH LOW ENERGY BEACON**

D624,920 S * 10/2010 Sheppard et al. D14/435.1
D648,730 S * 11/2011 Huang D14/480.5
2005/0247796 A1 * 11/2005 Chen 235/492

(71) Applicant: **Ebay Inc.**, San Jose, CA (US)

(72) Inventors: **Hill Ferguson**, San Jose, CA (US); **John H. Granbery**, Los Altos, CA (US); **Satish Govindarajan**, Los Altos, CA (US); **Kent C. Griffin**, Mountain View, CA (US); **Yves Behar**, San Francisco, CA (US); **Arthur Kenzo Debaigue**, San Jose, CA (US)

(73) Assignee: **Ebay Inc.**, San Jose, CA (US)

(**) Term: **14 Years**

(21) Appl. No.: **29/466,537**

(22) Filed: **Sep. 9, 2013**

(51) **LOC (10) Cl.** **14-02**

(52) **U.S. Cl.**
USPC **D14/435.1**

(58) **Field of Classification Search**
CPC G06K 19/07732
USPC D14/411, 433, 435.1, 436, 480.1–480.7,
D14/484.1, 137, 155, 203.1–203.8, 240,
D14/242; D13/133, 154
See application file for complete search history.

(56) **References Cited**

U.S. PATENT DOCUMENTS

6,435,409 B1 * 8/2002 Hu 235/441
D522,518 S * 6/2006 Loftus D14/480.1
7,361,032 B2 * 4/2008 Loftus 439/131
D621,843 S * 8/2010 Salzedo D14/480.7
D624,012 S * 9/2010 de Medeiros et al. D13/103

OTHER PUBLICATIONS

Memorex M-Flyer TravelDrive—MFLYERTD 512MB | eMemorex.com, [online], [retrieved on Jan. 30, 2007]. Retrieved from the Internet <URL: http://www.ememorex.com/product_detail.asp?T1=MEM+MFLYERTD+512MB>.*
Walle—PQI Group, [online], [retrieved on Jan. 6, 2014]. Retrieved from the Internet <URL: http://www.pqigroup.com/prod_in.aspx?mnuid=1286&modid=138&prodid=571>.*

* cited by examiner

Primary Examiner — Karen E Kearney

(74) *Attorney, Agent, or Firm* — Haynes and Boone, LLP

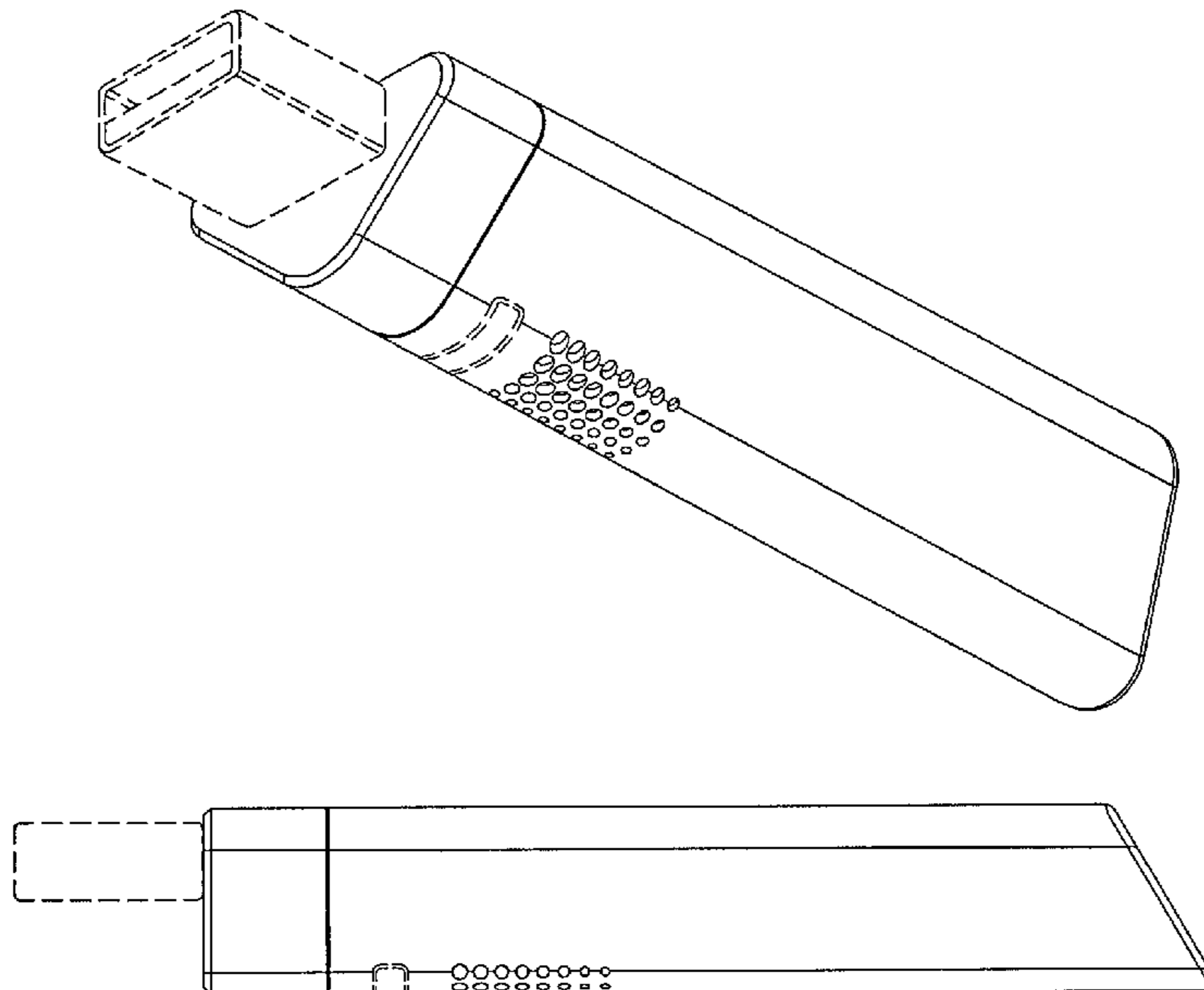
(57) **CLAIM**

The ornamental design for a bluetooth low energy beacon, as shown and described.

DESCRIPTION

FIG. 1 is a perspective top view of a bluetooth low energy beacon showing our new design;
FIG. 2 is perspective bottom view thereof;
FIG. 3 is a top view thereof;
FIG. 4 is a front end view thereof;
FIG. 5 is a back end view thereof;
FIG. 6 is a bottom view thereof;
FIG. 7 is a side view thereof; and,
FIG. 8 is another side view thereof.
In the drawings, the broken lines depict environmental subject matter only and form no part of the claimed design.

1 Claim, 4 Drawing Sheets



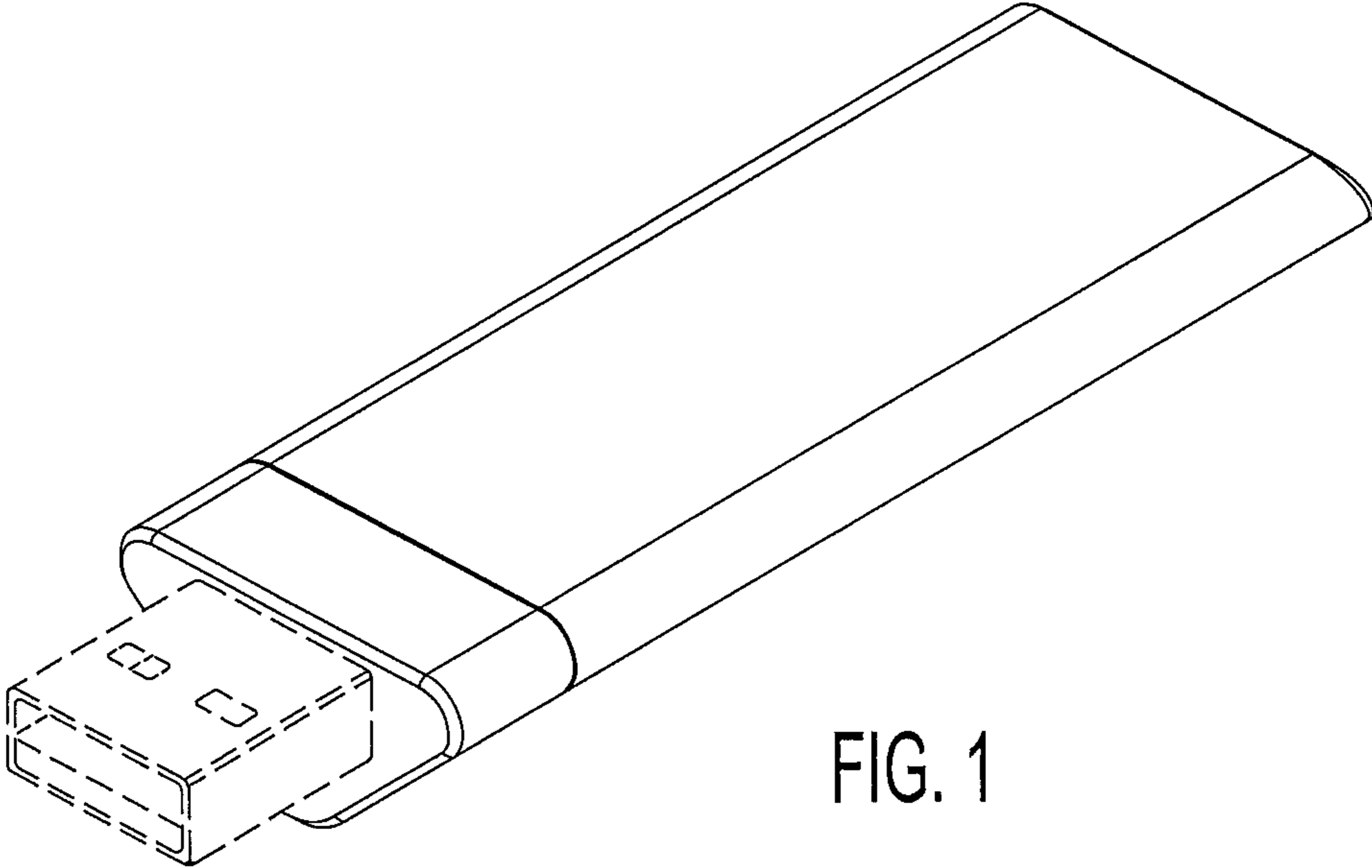


FIG. 1

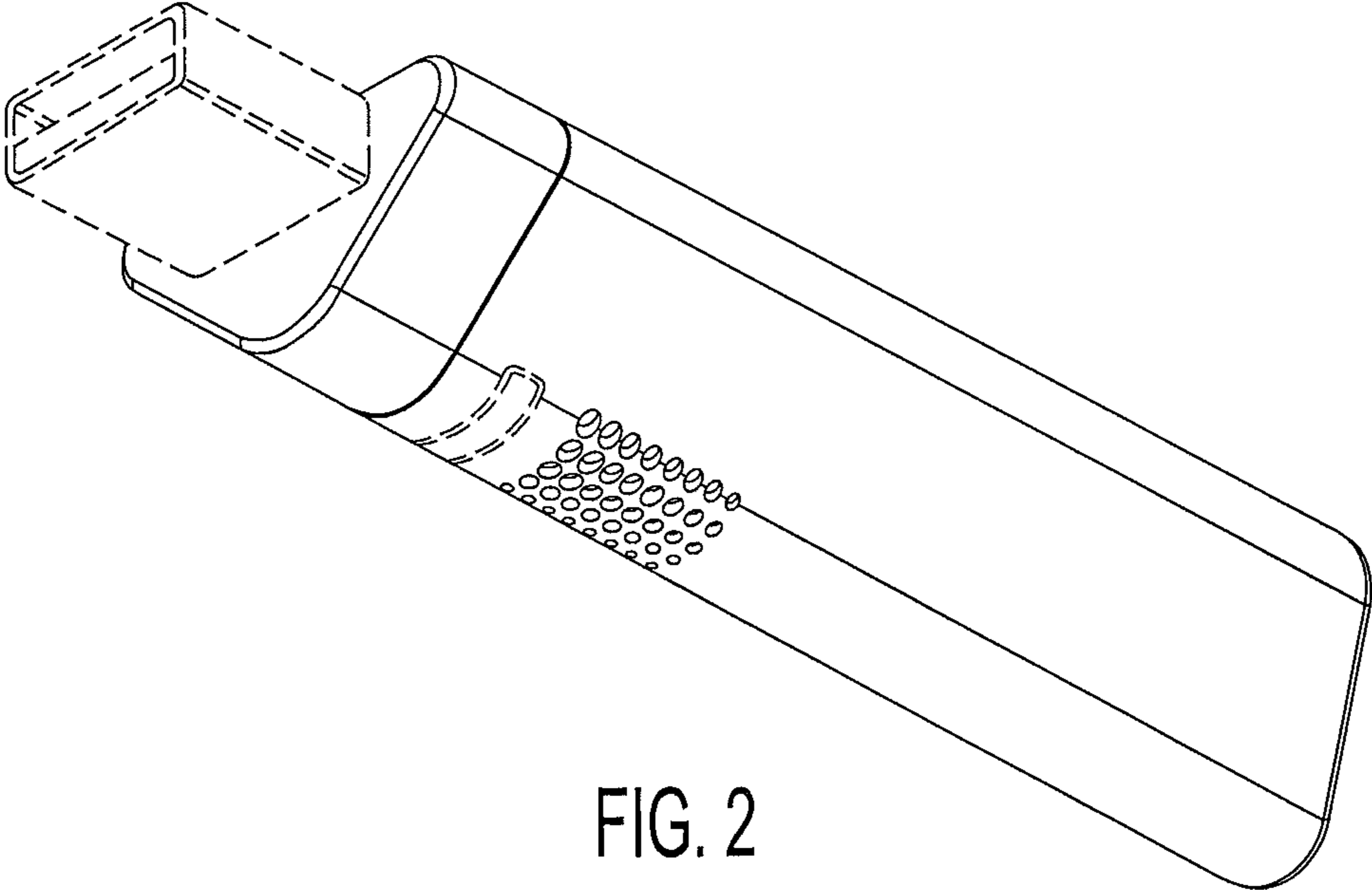


FIG. 2




FIG. 3

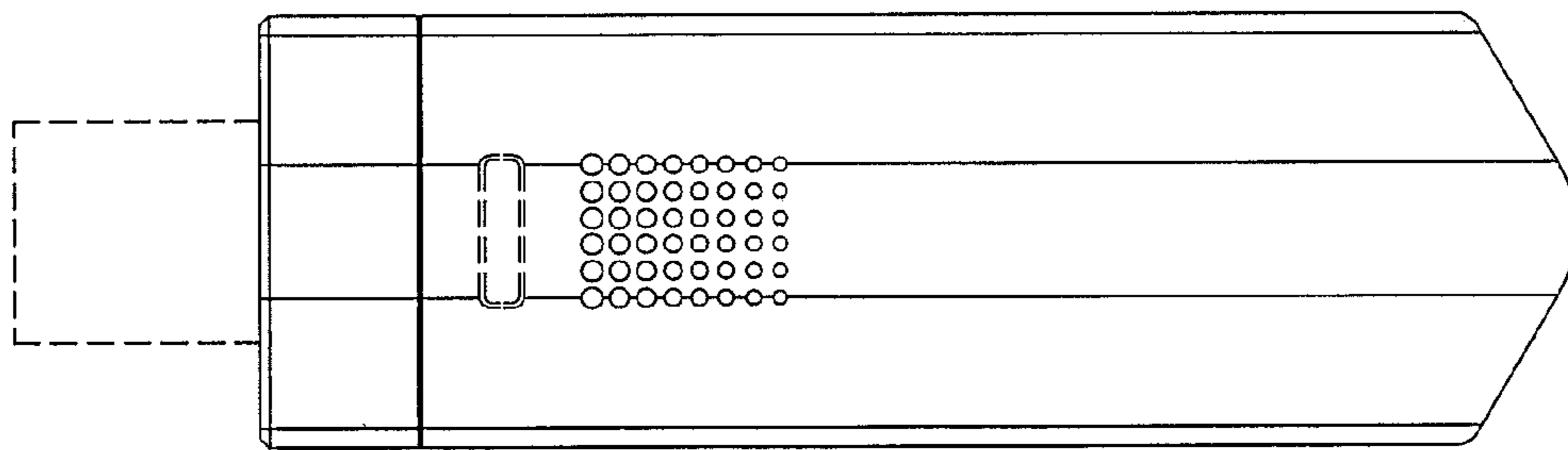


FIG. 6

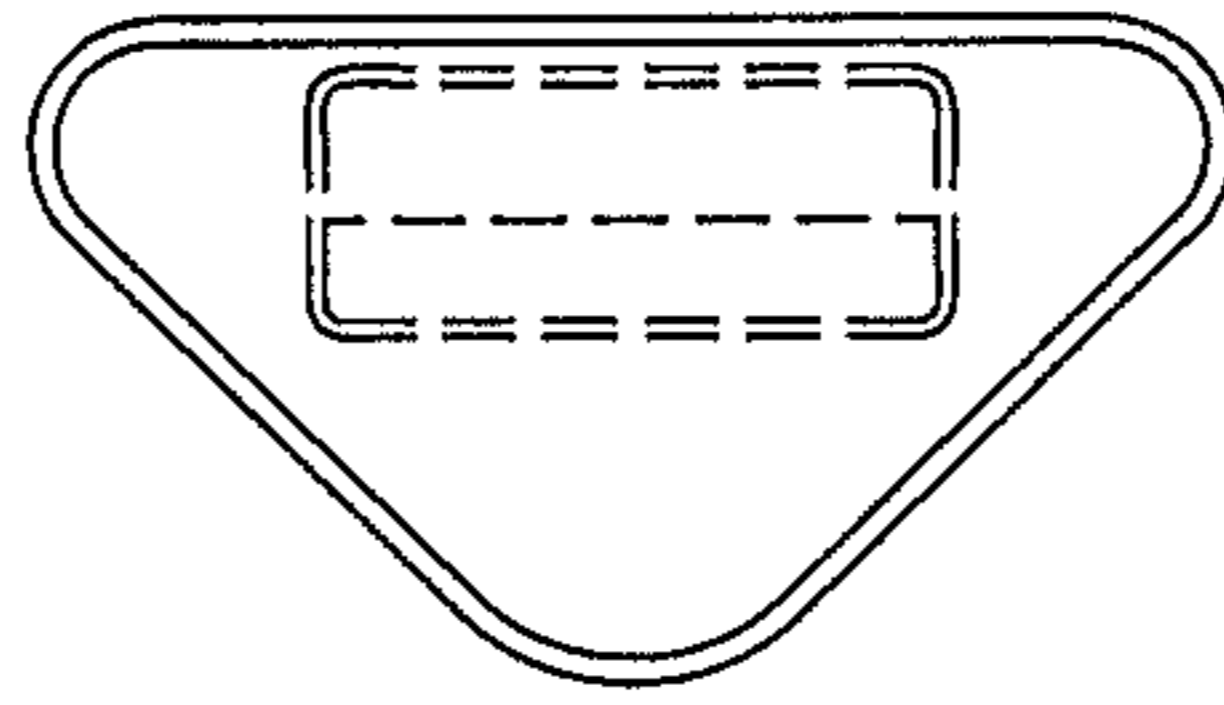


FIG. 5

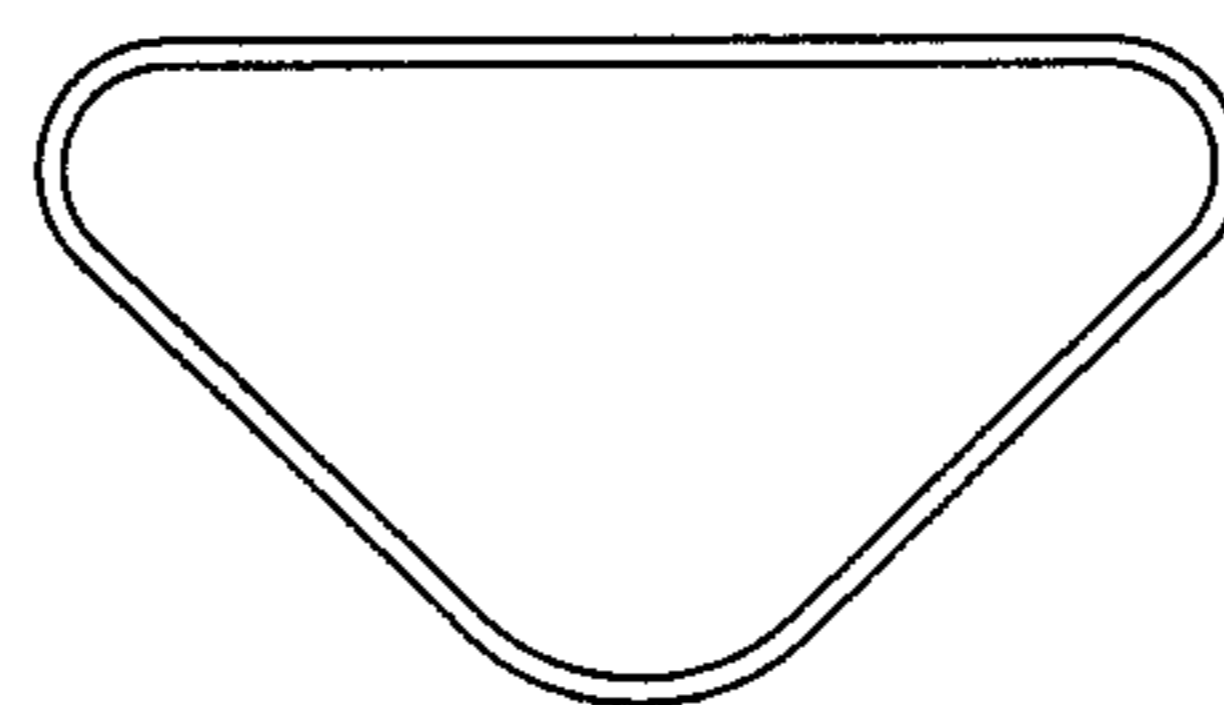


FIG. 4

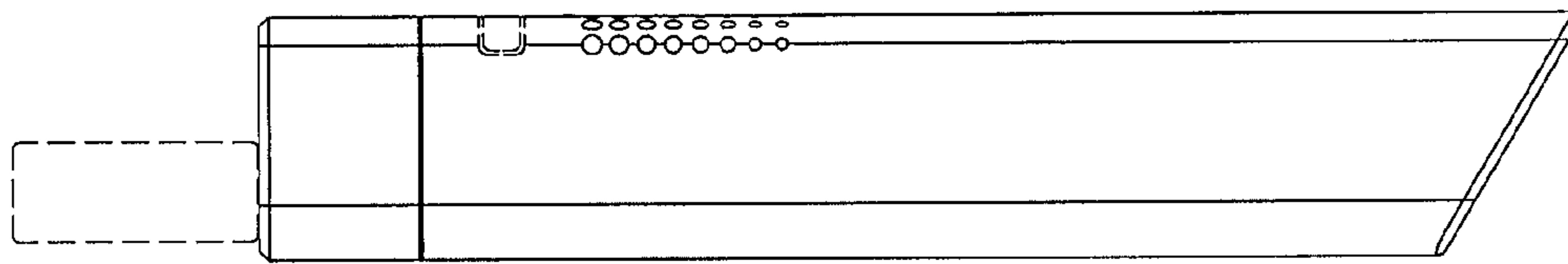


FIG. 8

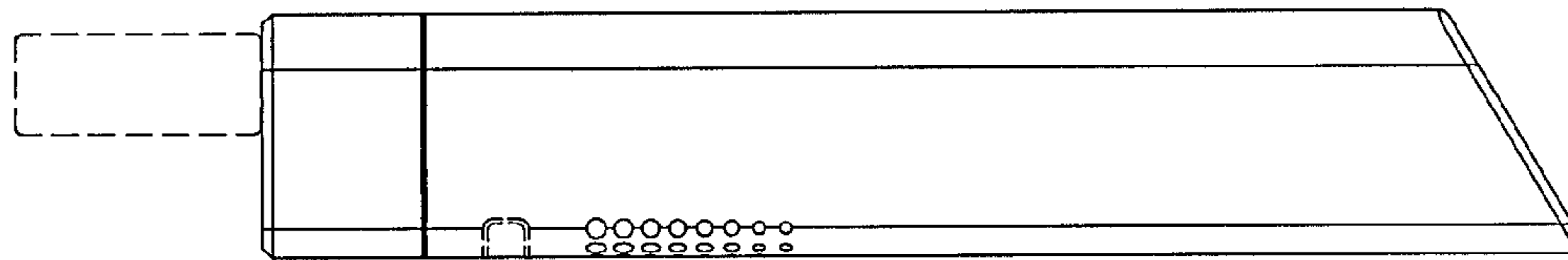


FIG. 7