



US00D723555S

(12) **United States Design Patent**
Choo et al.

(10) **Patent No.:** **US D723,555 S**
(45) **Date of Patent:** **** Mar. 3, 2015**

(54) **HEAD MOUNTED DISPLAY DEVICE**

(71) Applicant: **LG Electronics Inc.**, Seoul (KR)

(72) Inventors: **Zhimin Choo**, Seoul (KR); **Sanghyuck Lee**, Seoul (KR); **Soonhyun Park**, Seoul (KR)

(73) Assignee: **LG Electronics Inc.**, Seoul (KR)

(**) Term: **14 Years**

(21) Appl. No.: **29/500,185**

(22) Filed: **Aug. 22, 2014**

(30) **Foreign Application Priority Data**

Feb. 26, 2014 (KR) 30-2014-0009838

(51) **LOC (10) Cl.** **14-02**

(52) **U.S. Cl.**
USPC **D14/372**

(58) **Field of Classification Search**

CPC G02B 27/017; G02B 27/0158; G02B 27/0161; G02B 27/0181; G02B 27/0185; G02B 27/0189

USPC D14/372, 496, 432, 371, 125, 126, 129, D14/299; D16/300-342; 351/158, 153, 144; 345/7-9, 905; 455/344; 348/115, 53, 348/121, 739

See application file for complete search history.

(56) **References Cited**

U.S. PATENT DOCUMENTS

D334,557 S *	4/1993	Hunter et al.	D14/372
D337,320 S *	7/1993	Hunter et al.	D14/372
D402,651 S *	12/1998	Depay et al.	D14/372
D436,960 S *	1/2001	Budd et al.	D14/372
D533,893 S *	12/2006	Canavan et al.	D16/330
D565,082 S *	3/2008	McClure et al.	D16/309
D566,744 S *	4/2008	Travers et al.	D16/300
D579,014 S *	10/2008	Travers et al.	D14/372

D602,064 S *	10/2009	Mitsui et al.	D16/300
D659,137 S *	5/2012	Matsumoto	D14/372
D659,739 S *	5/2012	Olsson et al.	D16/300
D659,740 S *	5/2012	Olsson et al.	D16/300
D660,341 S *	5/2012	Olsson et al.	D16/300
D662,964 S *	7/2012	Olsson et al.	D16/300
D664,184 S *	7/2012	Olsson et al.	D16/309
D664,586 S *	7/2012	Olsson	D16/300
D665,008 S *	8/2012	Olsson et al.	D16/309
D671,589 S *	11/2012	Olsson	D16/300
D688,727 S *	8/2013	Olsson	D16/300
D691,602 S *	10/2013	Sugihara et al.	D14/300
D692,424 S *	10/2013	Pombo et al.	D14/372

(Continued)

Primary Examiner — Austin Murphy

(74) *Attorney, Agent, or Firm* — Morgan, Lewis & Bockius LLP

(57) **CLAIM**

The ornamental design for a head mounted display device, as shown and described.

DESCRIPTION

FIG. 1 is a perspective view of a head mounted display device showing our new design;

FIG. 2 is a front view thereof;

FIG. 3 is a rear view thereof;

FIG. 4 is a left side view thereof;

FIG. 5 is a right side view thereof;

FIG. 6 is a top plan view thereof;

FIG. 7 is a bottom plan view thereof;

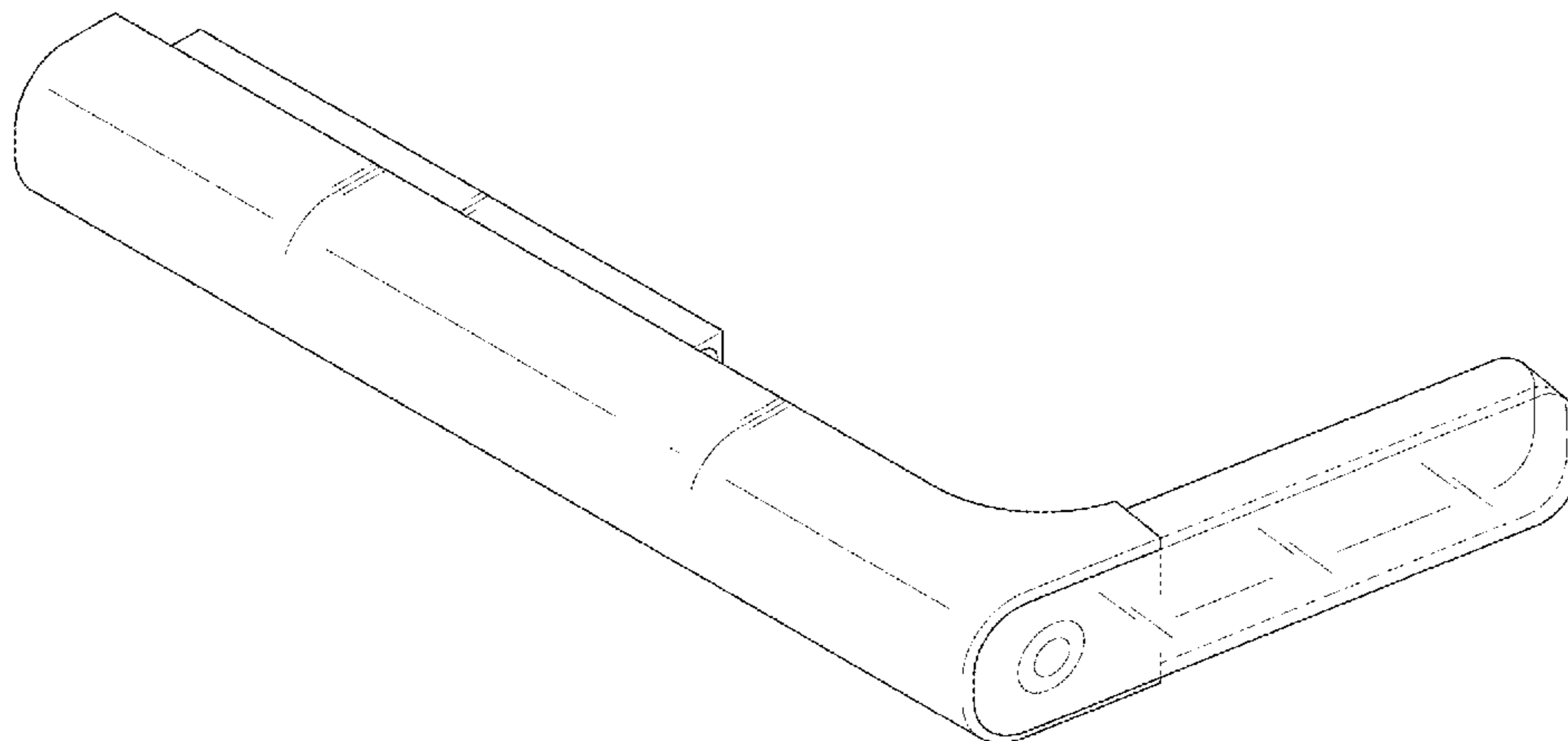
FIG. 8 is a front perspective view thereof, but showing the article in a position of use attached to glasses. The glasses are shown as unclaimed;

FIG. 9 is a front perspective view thereof, but showing the article in a position of use attached to a frame. The frame is shown as unclaimed; and,

FIG. 10 is a top plan view thereof, showing a portion of the article as transparent.

The broken lines show unclaimed subject matter only and form no part of the claimed design.

1 Claim, 10 Drawing Sheets



(56)

References Cited

U.S. PATENT DOCUMENTS

D696,712 S * 12/2013 Armstrong et al. D16/300
D697,962 S * 1/2014 Olsson D16/300
D701,506 S * 3/2014 Pombo D14/372
D703,724 S * 4/2014 Olsson D16/300

D708,181 S * 7/2014 Olsson et al. D14/372
D711,373 S * 8/2014 Lee et al. D14/372
D711,375 S * 8/2014 Lee et al. D14/372
D711,376 S * 8/2014 Lee et al. D14/372
D716,299 S * 10/2014 Olsson et al. D14/372

* cited by examiner

FIG. 1

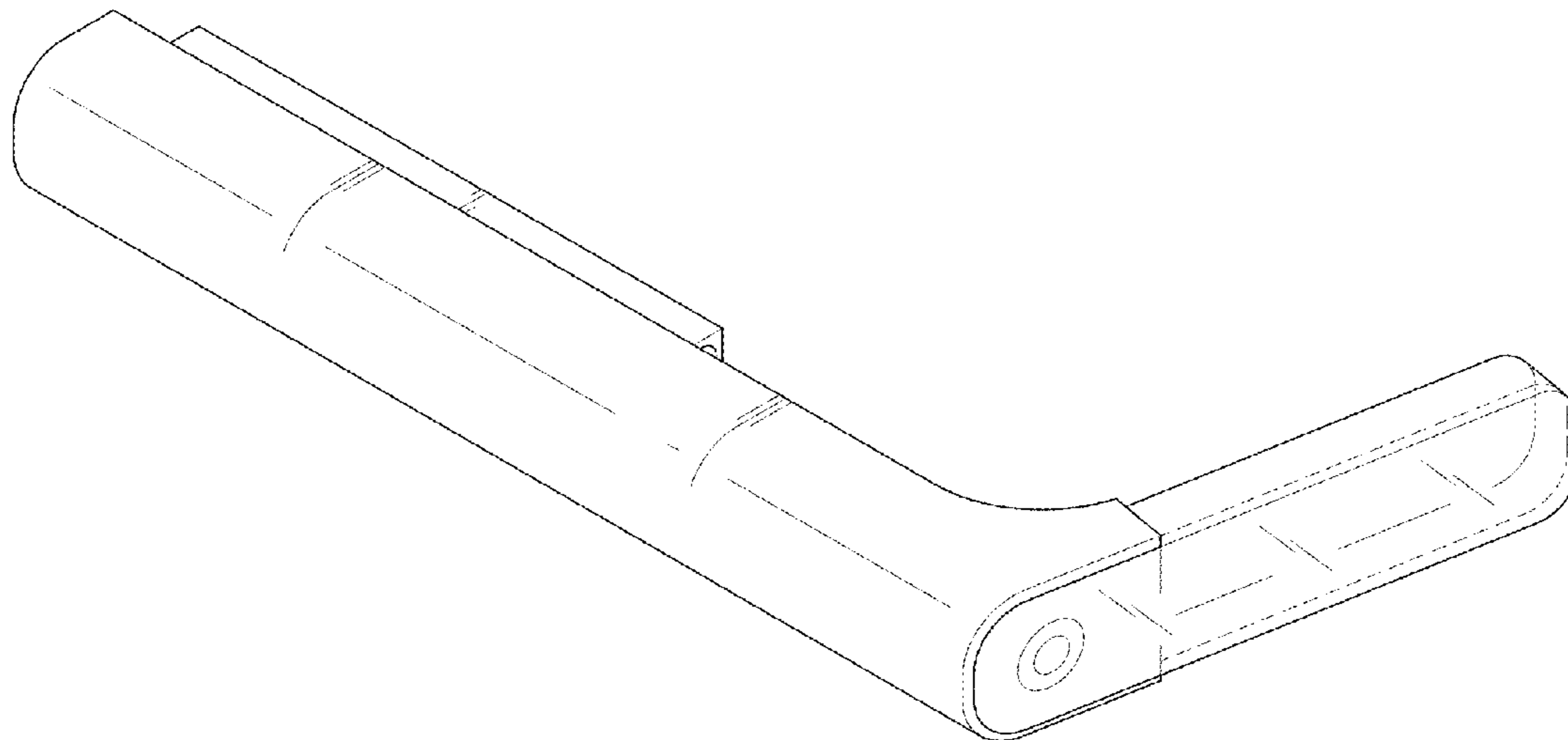


FIG. 2

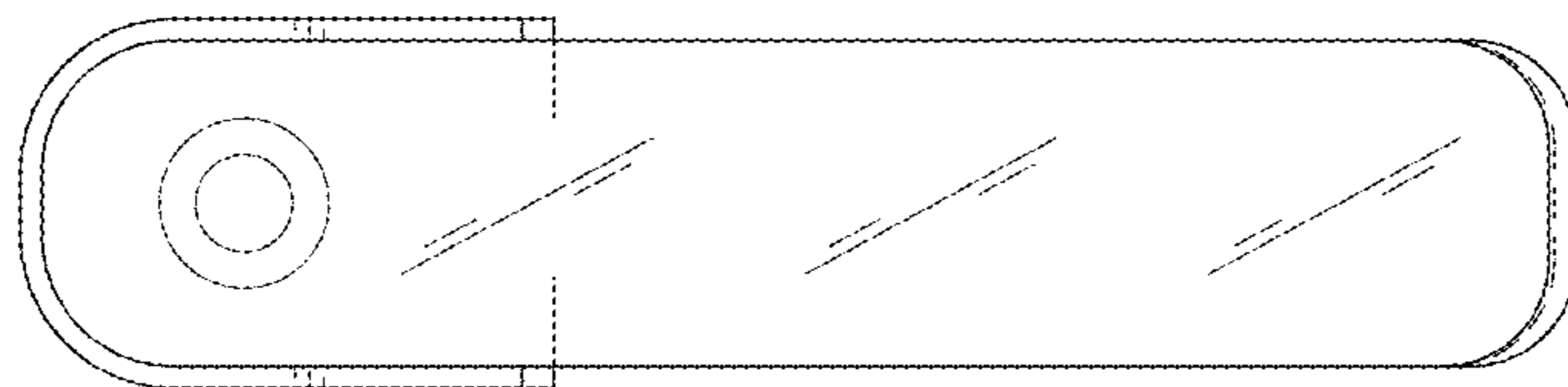


FIG. 3

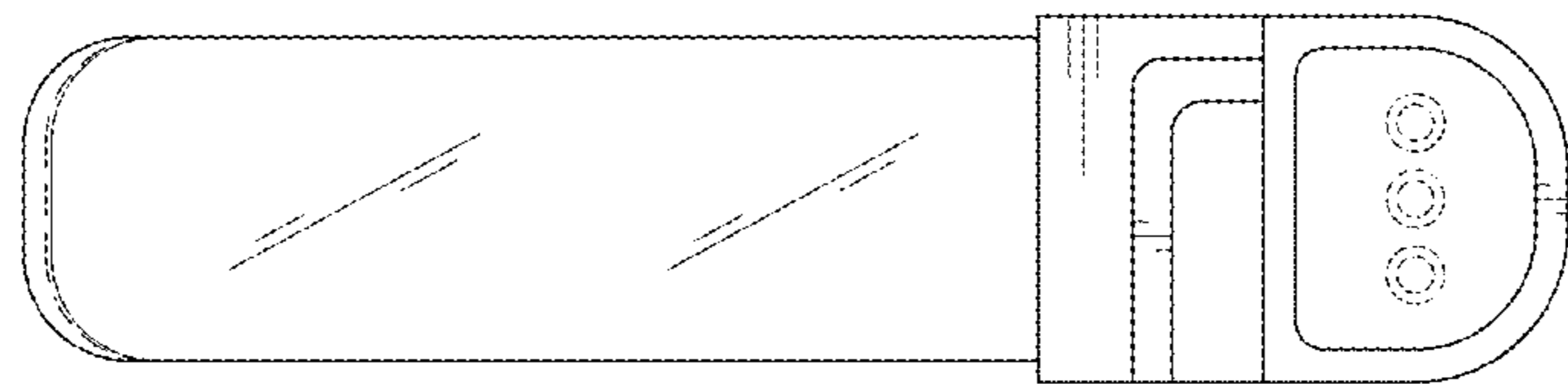


FIG. 4

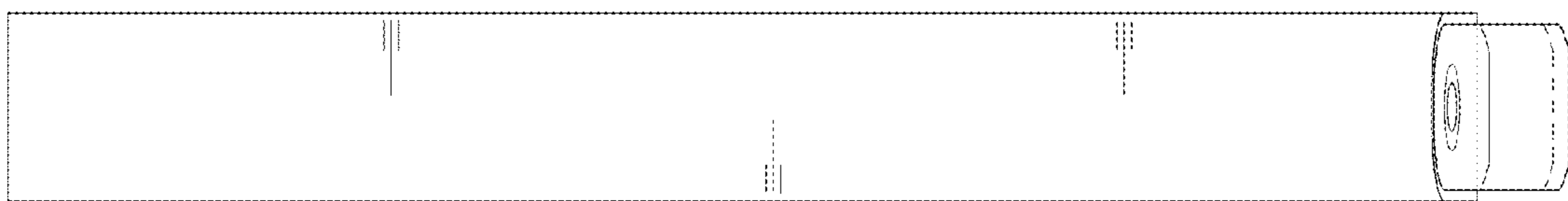


FIG. 5

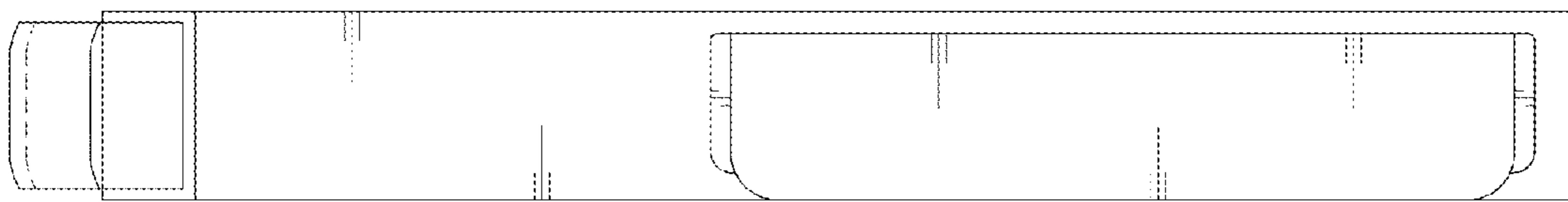


FIG. 6

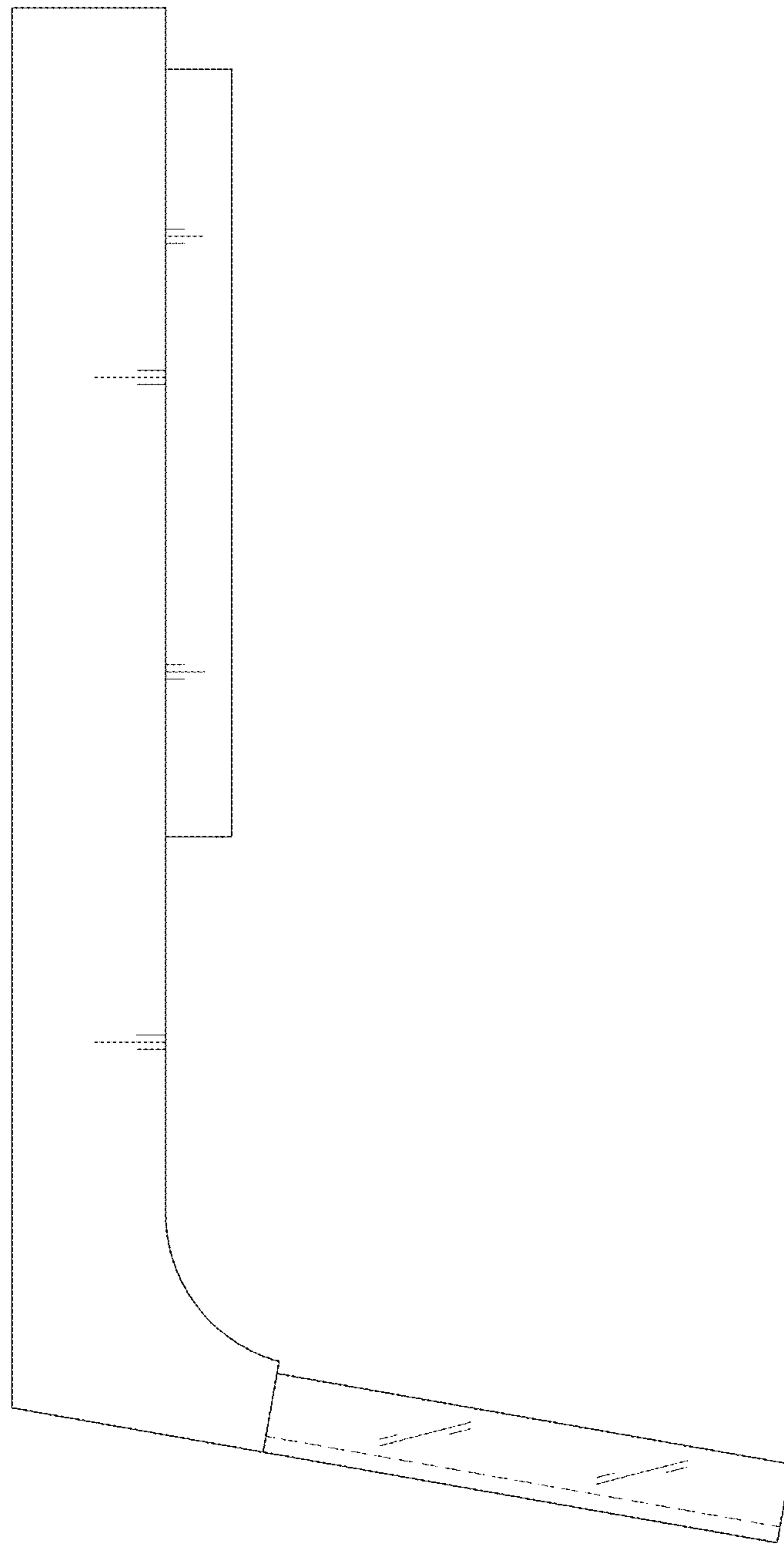


FIG. 7

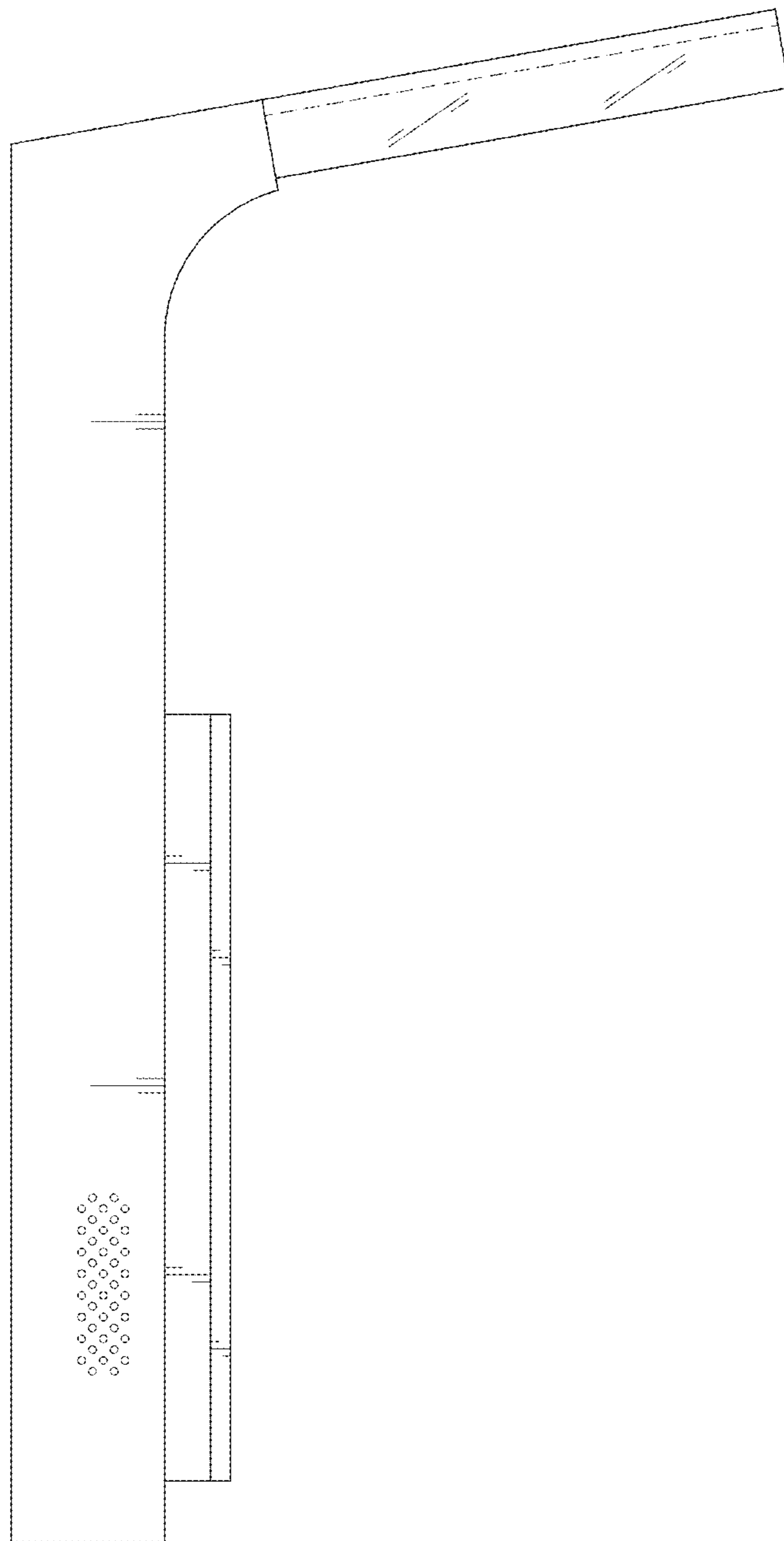


FIG. 8

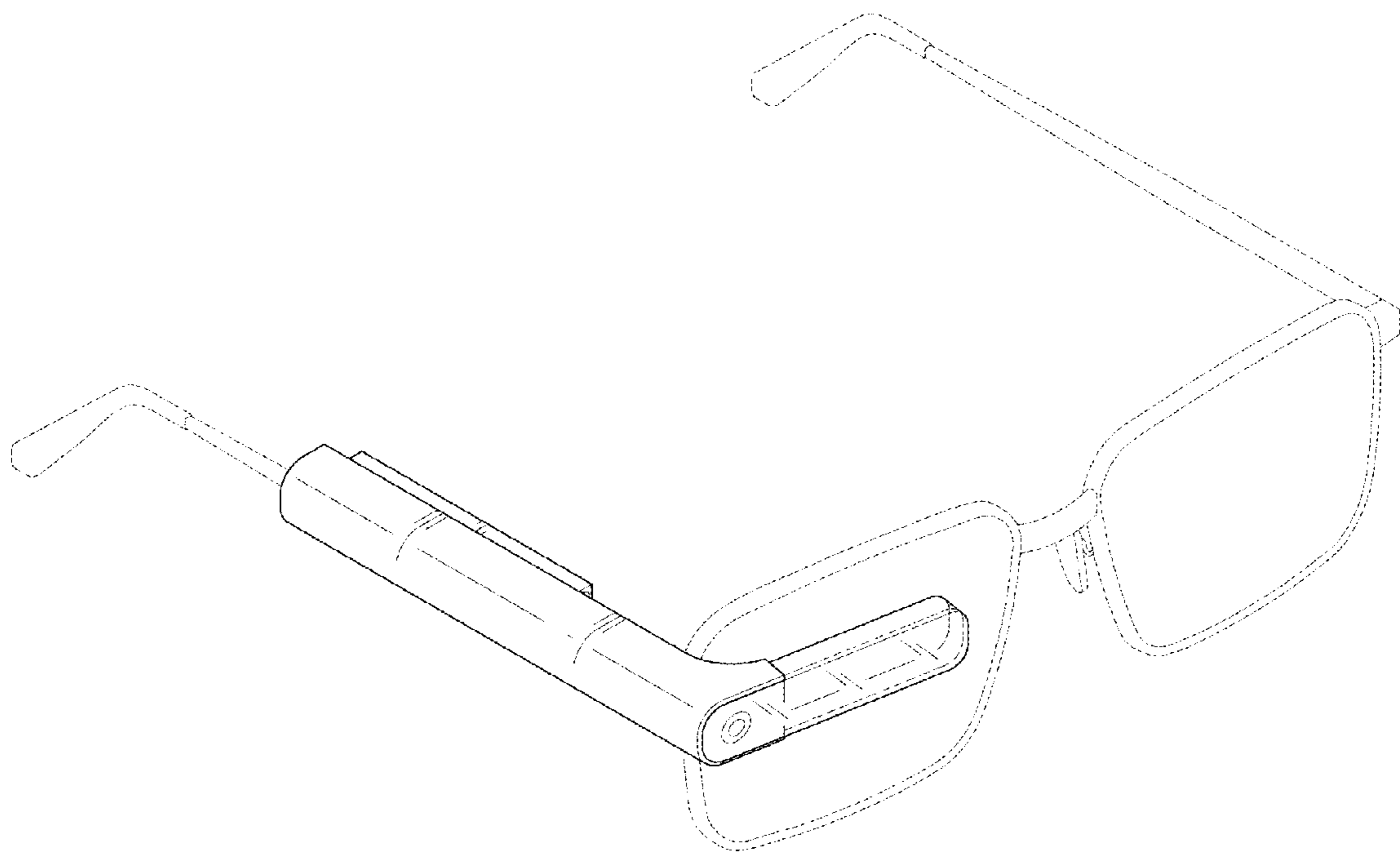


FIG. 9

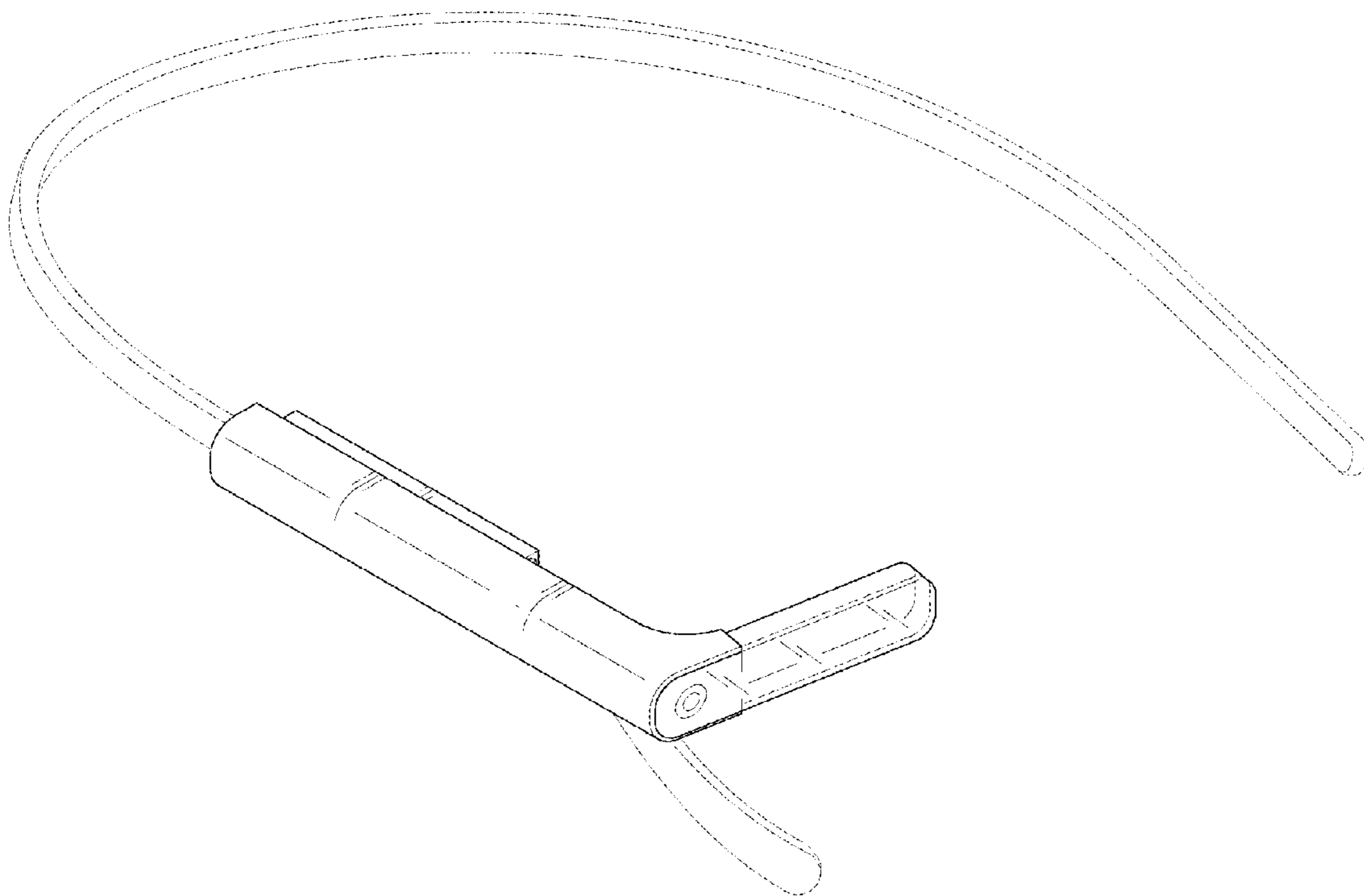


FIG. 10

