

US00D723549S

(12) **United States Design Patent**
Kwong

(10) **Patent No.:** **US D723,549 S**
(45) **Date of Patent:** **** Mar. 3, 2015**

- (54) **ELECTRONIC DEVICE**
- (71) Applicant: **VTech Electronics Ltd.**, Hong Kong (CN)
- (72) Inventor: **Chin Fai Kwong**, Hong Kong (CN)
- (73) Assignee: **VTech Electronics, Ltd.**, Tai Po, New Territories (HK)
- (**) Term: **14 Years**
- (21) Appl. No.: **29/459,586**
- (22) Filed: **Jul. 1, 2013**
- (51) **LOC (10) Cl.** **14-02**
- (52) **U.S. Cl.**
USPC **D14/341**
- (58) **Field of Classification Search**
CPC A63H 33/3016; G06F 1/1613; H04M 1/0202; H04M 1/0279; H04M 1/0281; H04M 1/0283
USPC D14/341-347, 137, 138 R, 138 AA, D14/138 C, 138 G, 496, 203.1, 203.3, 203.4, D14/203.7, 129, 130, 147, 218, 247, 248, D14/250, 388, 389, 315-318, 420, 426, D14/439; D10/49-50, 65, 104.1; D18/6, 7; D21/324, 329, 330, 332; 455/556.1, 455/556.2, 566, 575.1, 90.3; 379/433.04, 379/433.01, 433.06, 916; 345/173, 901, 345/905; 361/679.26, 679.27, 679.3, 361/679.55, 679.56; D6/308, 310; D19/26, D19/59-60; D11/222; 463/37
See application file for complete search history.

D547,384 S *	7/2007	Lau et al.	D21/324
D551,230 S *	9/2007	Lau et al.	D14/401
D559,327 S *	1/2008	Luk et al.	D21/332
D623,186 S *	9/2010	Ludlum et al.	D14/371
D639,260 S *	6/2011	Carroll	D14/138 G
D648,721 S *	11/2011	Wong et al.	D14/345
D660,295 S *	5/2012	Mak	D14/346
D674,386 S *	1/2013	Mak	D14/341
D698,354 S *	1/2014	Mak	D14/341
D698,355 S *	1/2014	Cheung	D14/341
2003/0218604 A1 *	11/2003	Wood et al.	345/204
2007/0054736 A1 *	3/2007	See	463/37
2012/0162098 A1 *	6/2012	Aboud et al.	345/173

OTHER PUBLICATIONS

InnoTab 3S The Wi-Fi Learning Tablet, announced Jul. 31, 2013 [online]. [site visited Sep. 19, 2014]. Available from Internet, URL: <InnoTab 3S The Wi-Fi Learning Tablet>.*
 VTech InnoTab 3S, announced Jul. 31, 2013 [online], [site visited Sep. 19, 2014]. Available from Internet, URL: <https://www.youtube.com/watch?v=nttPbdPsY_w>.*

* cited by examiner

Primary Examiner — Barbara Fox
Assistant Examiner — Dana K Weiland
 (74) *Attorney, Agent, or Firm* — McAndrews Held Malloy, Ltd.

(57) **CLAIM**

The ornamental design for an electronic device, as shown and described.

DESCRIPTION

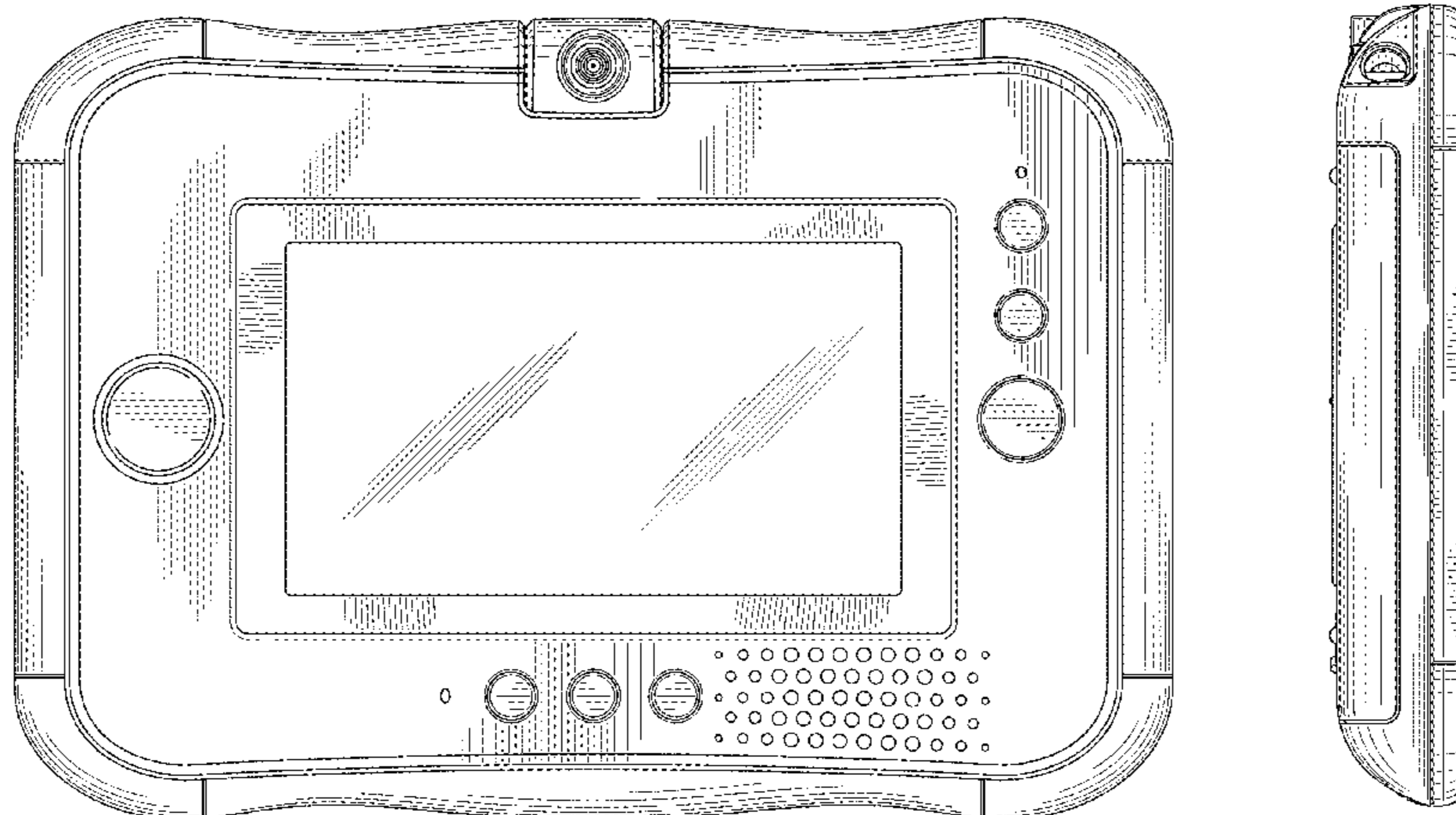
FIG. 1 is a front, right, bottom perspective view of an electronic device showing my new design.
 FIG. 2 is a front elevation view thereof;
 FIG. 3 is a rear elevation view thereof;
 FIG. 4 is a right side elevation view thereof;
 FIG. 5 is a left side elevation view thereof;
 FIG. 6 is a top plan view thereof;
 FIG. 7 is a bottom plan view thereof; and,
 FIG. 8 is a rear, right, bottom perspective view thereof.

1 Claim, 6 Drawing Sheets

(56) **References Cited**

U.S. PATENT DOCUMENTS

D439,897 S *	4/2001	Williams et al.	D14/345
D484,133 S *	12/2003	Liu et al.	D14/375
D490,421 S *	5/2004	Everett et al.	D14/342
D497,165 S *	10/2004	Borsboom	D14/371
D503,750 S *	4/2005	Kit et al.	D21/324
D539,354 S *	3/2007	Mak	D21/329



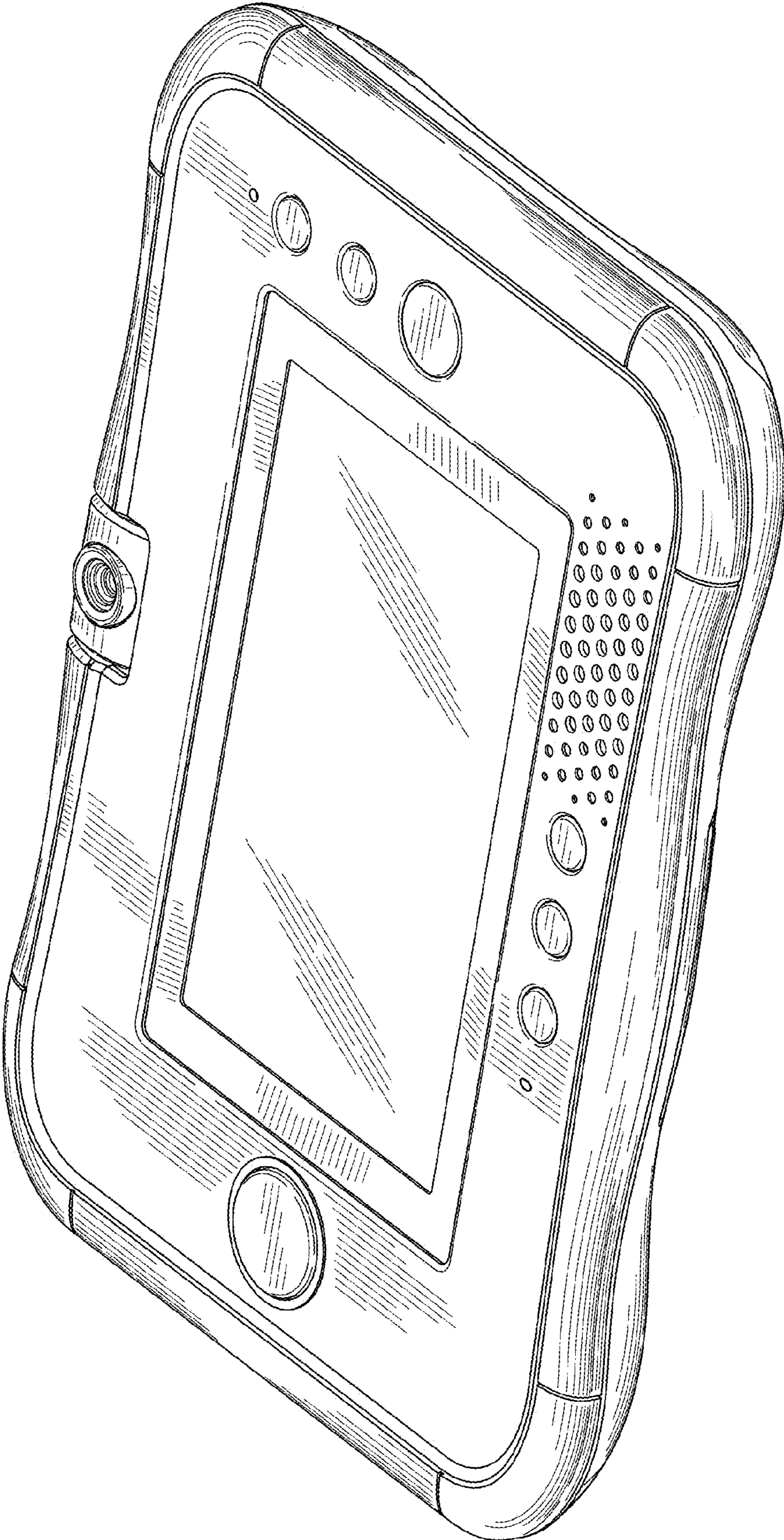


FIG. 1

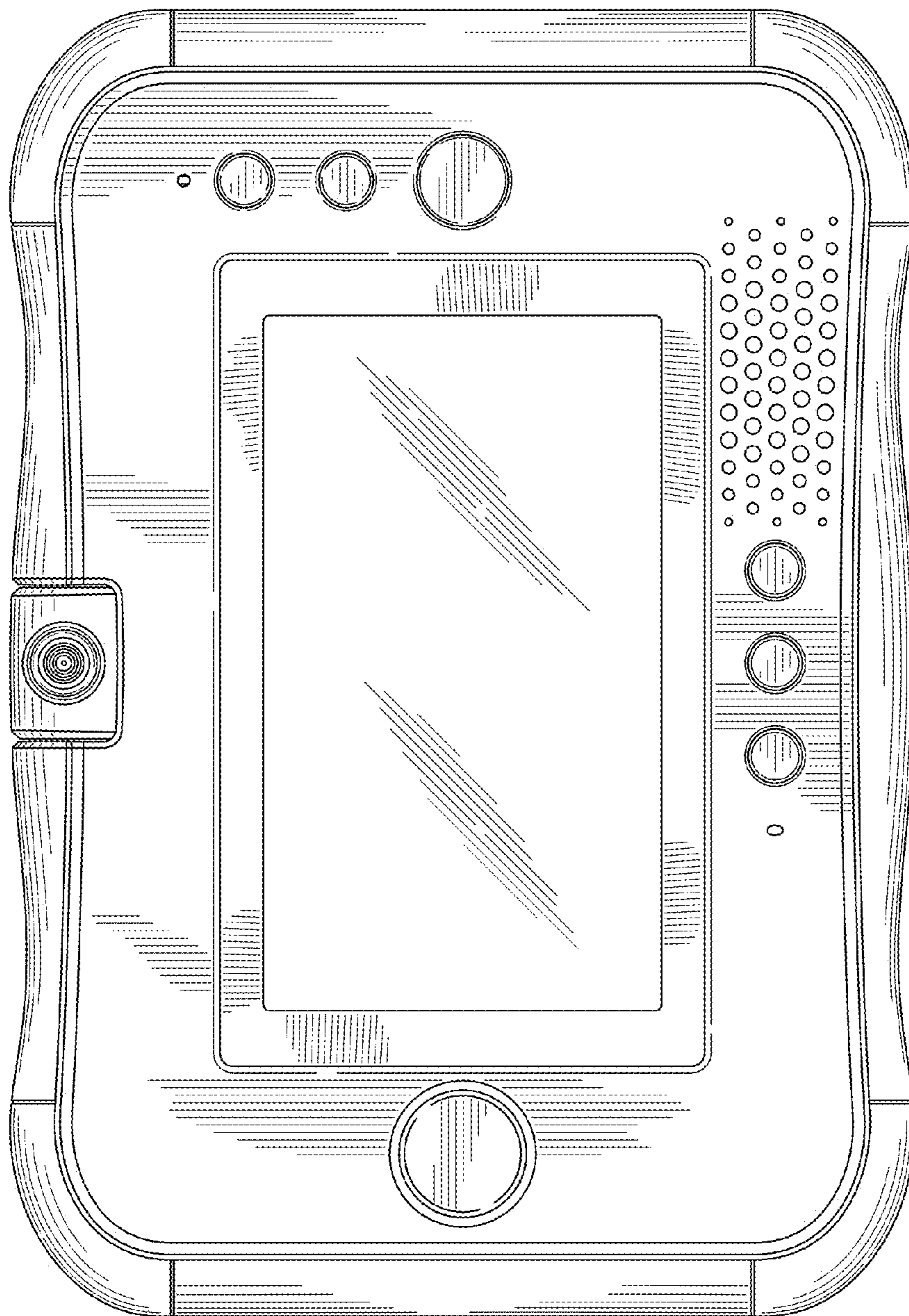


FIG. 2

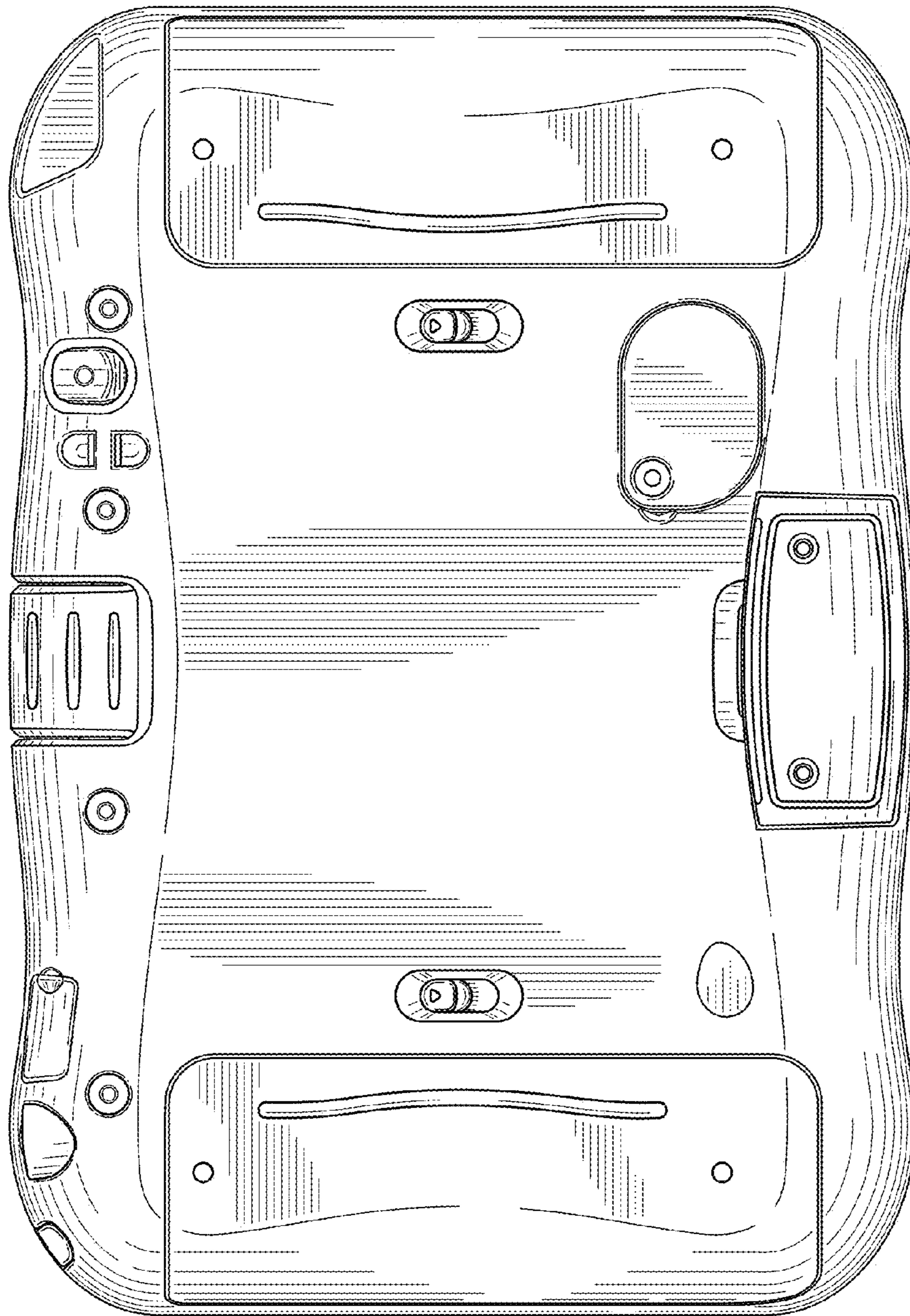


FIG. 3




FIG. 5




FIG. 4

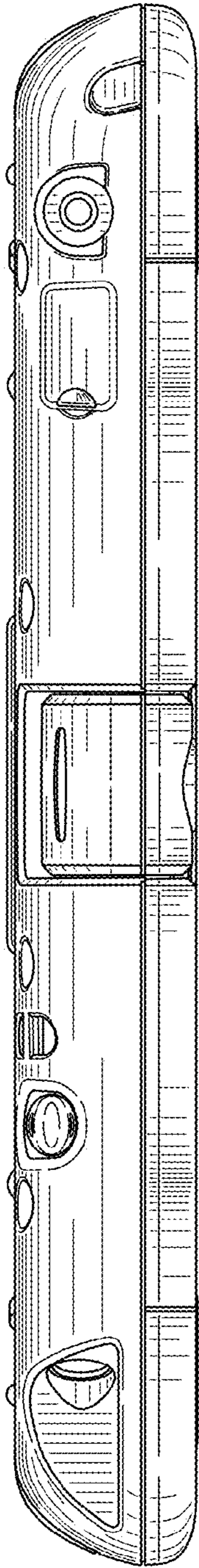


FIG. 6




FIG. 7

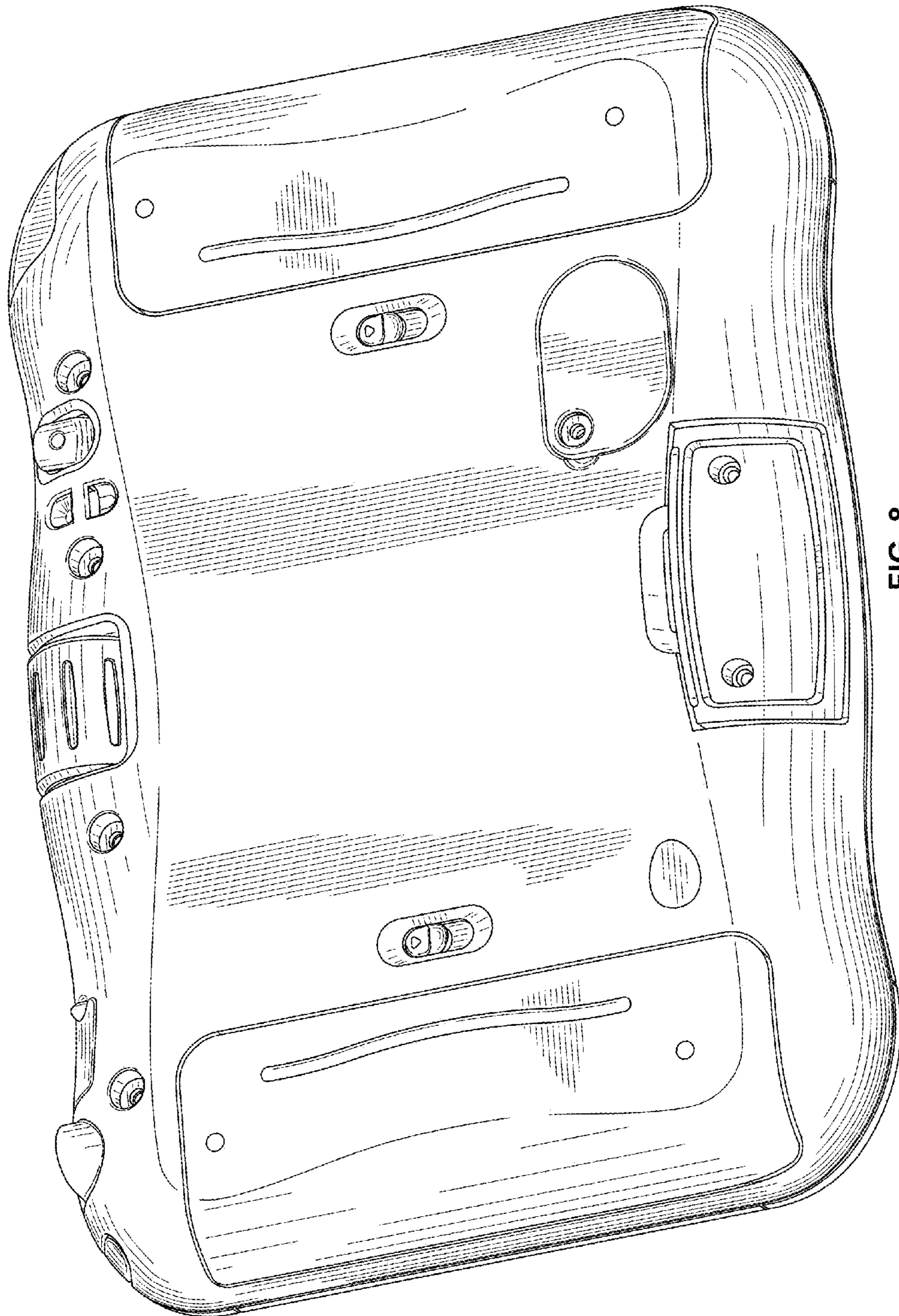


FIG. 8