



US00D723546S

(12) **United States Design Patent**
Grziwok et al.

(10) **Patent No.:** **US D723,546 S**
(45) **Date of Patent:** **** Mar. 3, 2015**

(54) **TABLET COMPUTER ENCLOSURE WITH CARD SWIPE**

(71) Applicant: **Lilitab LLC**, San Francisco, CA (US)

(72) Inventors: **Bryan Rudolf Grziwok**, Berkeley, CA (US); **Adam Scott Aronson**, San Rafael, CA (US)

(73) Assignee: **Lilitab LLC**, San Rafael, CA (US)

(**) Term: **14 Years**

(21) Appl. No.: **29/450,287**

(22) Filed: **Mar. 15, 2013**

(51) **LOC (10) Cl.** **14-02**

(52) **U.S. Cl.**
USPC **D14/341**

(58) **Field of Classification Search**
USPC D14/341-347, 137, 138 R, 138 AA, D14/138 C, 138 G, 496, 203.1, 203.3, 203.4, D14/203.7, 129, 130, 147, 218, 247, 248, D14/385, 388, 389, 315-318, 420, 426; D10/65, 104.1; D18/6, 7; D21/324, D21/329, 330, 332; 455/556.1, 556.2, 566, 455/575.1, 90.3; 379/433.04, 433.01, 379/433.06, 916; 345/173, 901, 905; 361/679.26, 679.27, 679.3, 679.55, 361/679.56; D6/308, 310; D19/25, 50-60; 248/917-924

See application file for complete search history.

(56) **References Cited**

U.S. PATENT DOCUMENTS

D337,569 S * 7/1993 Kando D14/341
D396,221 S * 7/1998 Hsu D14/318
D438,557 S * 3/2001 Chu et al. D18/7
6,379,073 B1 4/2002 Yoo et al.
6,853,336 B2 * 2/2005 Asano et al. 343/702
7,218,510 B2 5/2007 Hillman et al.
D556,061 S * 11/2007 Rosen D10/50

7,316,377 B2 1/2008 Smed
D585,778 S * 2/2009 Weinschenk D10/65
D595,160 S * 6/2009 Fisher et al. D10/50
D595,252 S * 6/2009 Schuler Thorne et al. ... D14/129
D598,305 S * 8/2009 Li et al. D10/50
D603,278 S * 11/2009 Jerbi D10/65
7,694,922 B2 4/2010 Kim
D627,776 S * 11/2010 Seong D14/341
D632,688 S * 2/2011 Seong D14/346
D636,391 S * 4/2011 Shen et al. D14/341
D649,547 S * 11/2011 Huang D14/341
D649,967 S * 12/2011 Chiu D14/341
D654,457 S * 2/2012 Kim et al. D14/138 AD

(Continued)

OTHER PUBLICATIONS

Lilitab Head Unit, announced Jan. 2014 [online], [site visited Sep. 8, 2014]. Available from Internet, URL:<<http://lilitab.com.au/products/lilitab-head-unit>>.*

(Continued)

Primary Examiner — Barbara Fox

Assistant Examiner — Dana K Weiland

(74) *Attorney, Agent, or Firm* — Fish & Richardson P.C.

(57) **CLAIM**

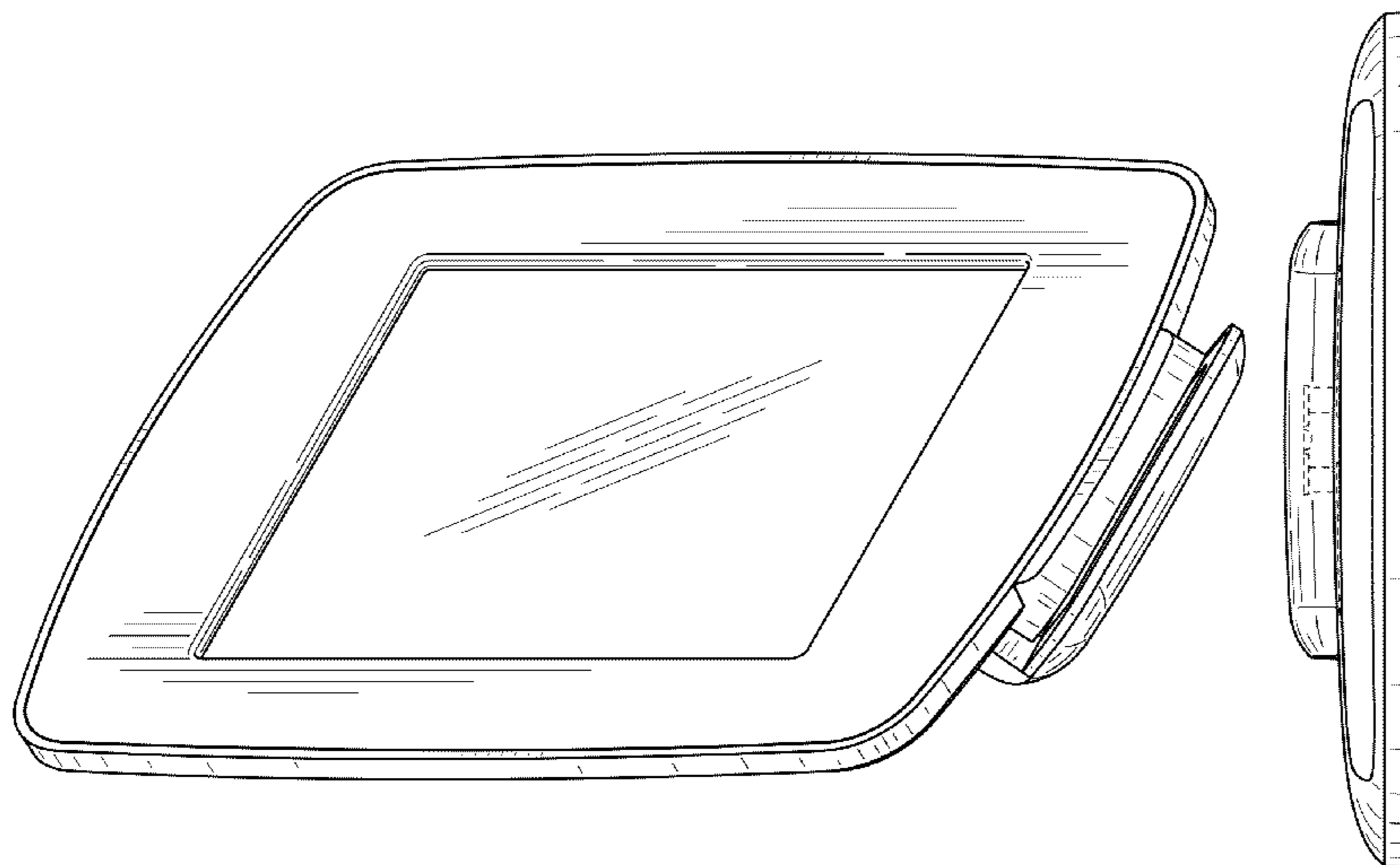
The ornamental design for a tablet computer enclosure with card swipe, substantially as shown and described.

DESCRIPTION

FIG. 1 is a perspective view of a tablet computer enclosure with card swipe showing the new design; FIG. 2 is a front elevation view thereof; FIG. 3 is a back elevation view thereof; FIG. 4 is a right side elevation view thereof; FIG. 5 is a left side elevation view thereof; FIG. 6 is a top plan view thereof; and, FIG. 7 is a bottom plan view thereof.

The broken lines shown in the drawings represent portions of the tablet computer enclosure with card swipe that form no part of the claimed design.

1 Claim, 4 Drawing Sheets



(56)

References Cited

U.S. PATENT DOCUMENTS

8,212,791 B2 * 7/2012 Kusuda et al. 345/173
D666,616 S * 9/2012 Tang et al. D14/341
D671,545 S * 11/2012 Guran D14/447
D673,951 S * 1/2013 Chang et al. D14/341
D687,822 S * 8/2013 Growney et al. D14/341
D701,862 S * 4/2014 Lee et al. D14/420
D704,078 S * 5/2014 Mueller et al. D10/49
D705,234 S * 5/2014 Guran D14/447
D710,361 S * 8/2014 Park et al. D14/420
2007/0181456 A1 * 8/2007 Kusuda et al. 206/443
2007/0232368 A1 * 10/2007 Feightner et al. 455/575.1
2012/0061542 A1 3/2012 Bostater

OTHER PUBLICATIONS

Liliswipe Magnetic Stripe Reader, announced Sep. 2013[online],
[site visited Sep. 8, 2014]. Available from Internet, <<http://www.lilitab.com/products/liliswipe-magnetic-stripe-reader>>.*
<http://armodilo.com/products/armotwist>, Armodilo ArmoTwist,
2013, downloaded Sep. 25, 2013, 3 pages.
http://www.ipadenclosures.com/ipad_kiosk_enclosure/ipad_table_mounts_stands/axis-ipad-table-mount, iPad Enclosures LLC,
Axis iPad Mount, 2013, downloaded Sep. 25, 2013, 4 pages.

* cited by examiner

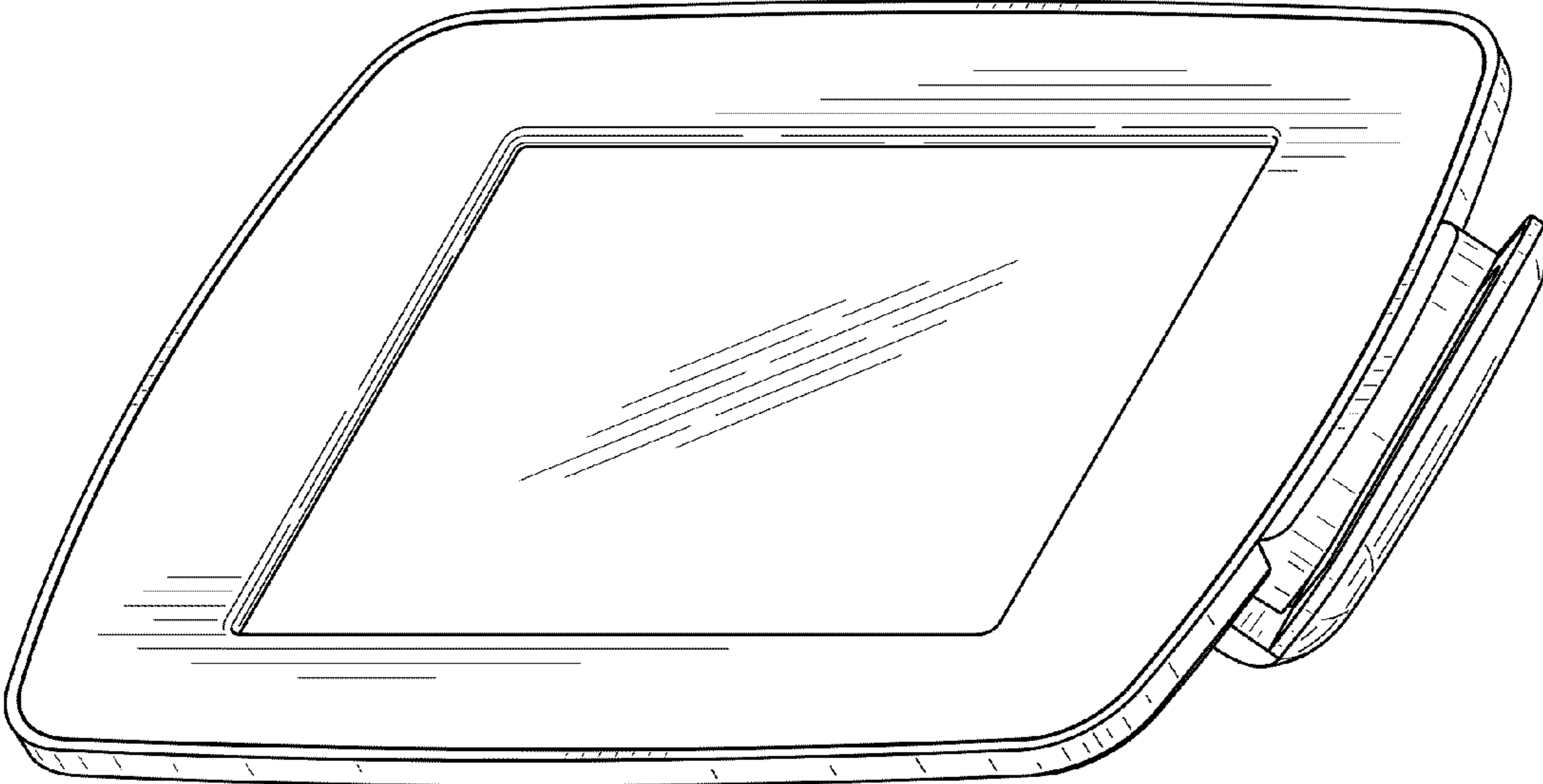


FIG. 1

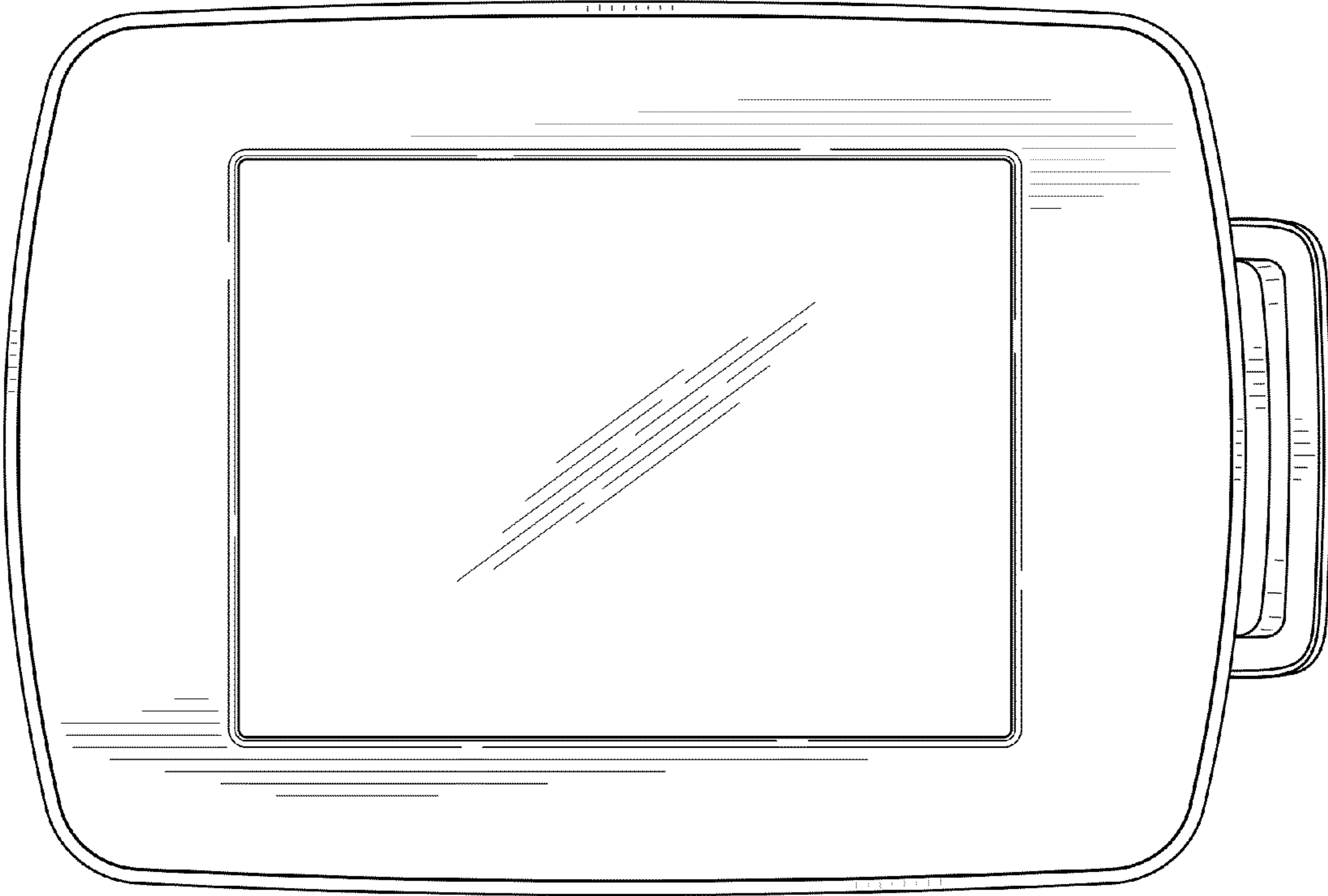


FIG. 2

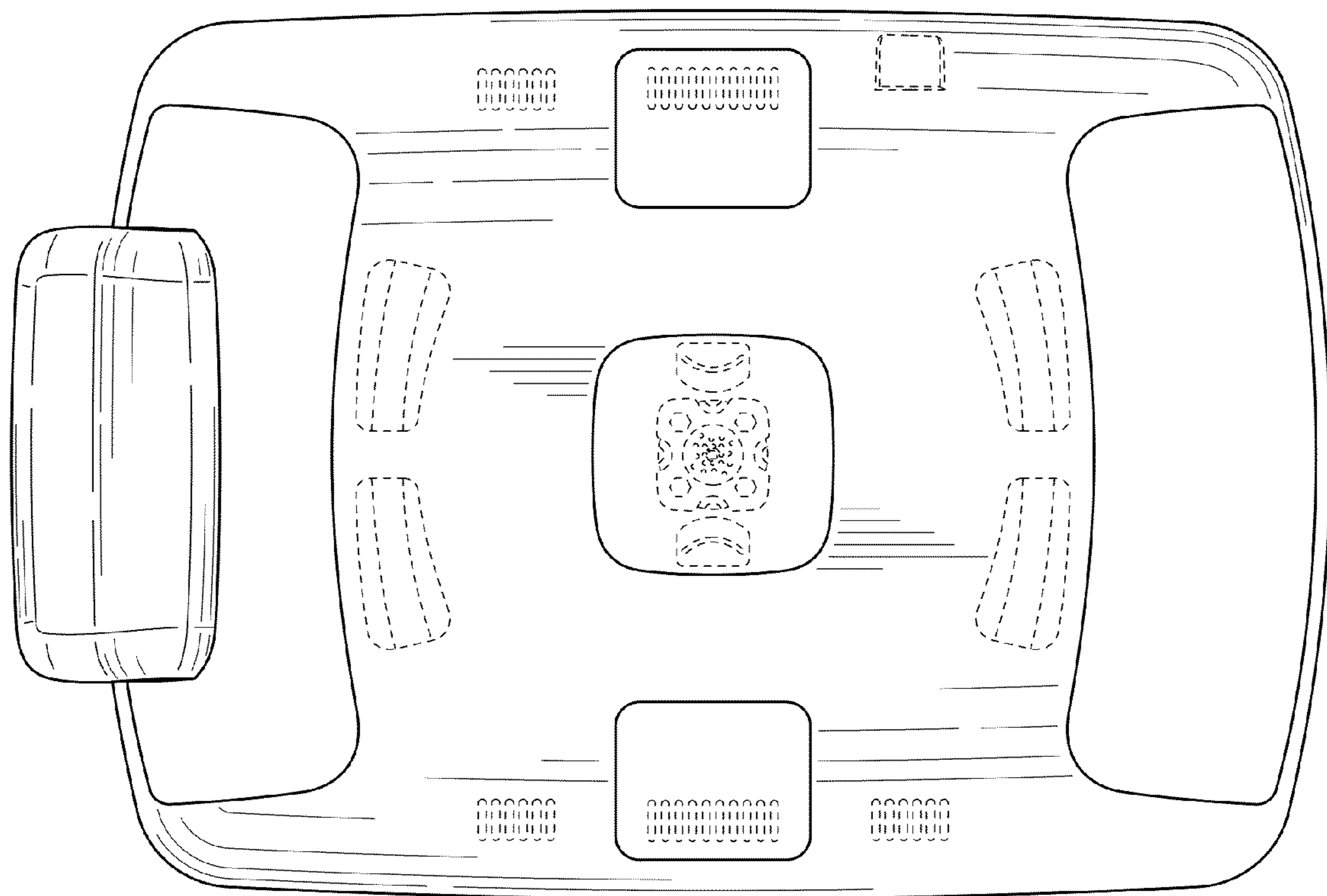


FIG. 3




FIG. 4

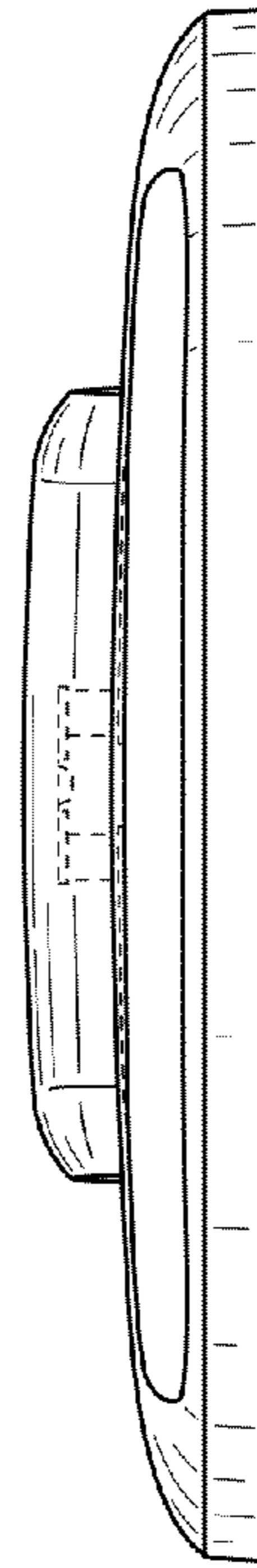


FIG. 5

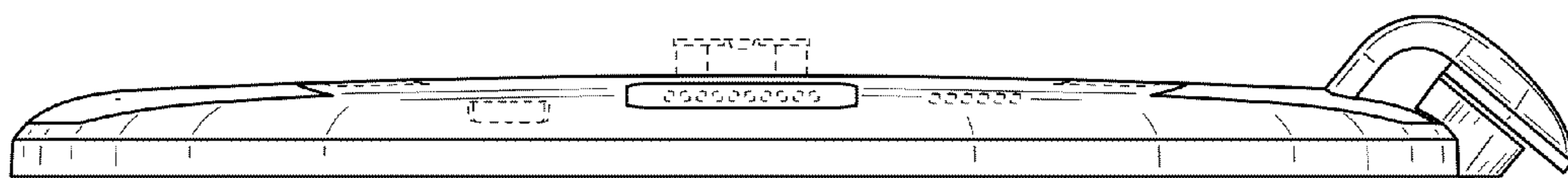


FIG. 6

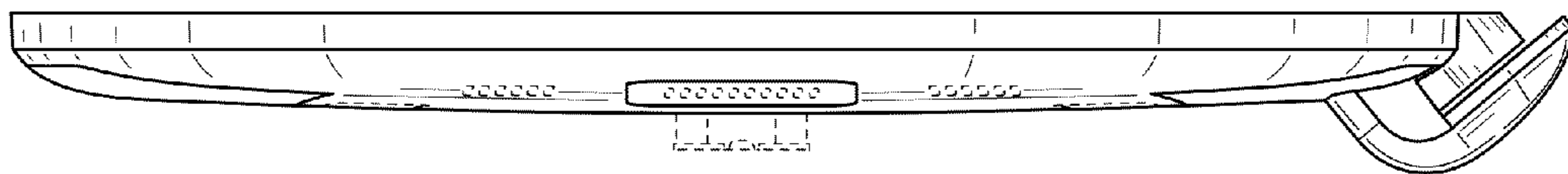


FIG. 7