



US00D723543S

(12) **United States Design Patent**
Moon et al.

(10) **Patent No.:** **US D723,543 S**
(45) **Date of Patent:** **** Mar. 3, 2015**

(54) **LAPTOP COMPUTER**

(71) Applicant: **LG Electronics Inc.**, Seoul (KR)

(72) Inventors: **Yihyun Moon**, Gyeonggi-do (KR);
Byungmu Huh, Seoul (KR); **Taejin Lee**,
Seoul (KR)

(73) Assignee: **LG Electronics Inc.**, Seoul (KR)

(**) Term: **14 Years**

(21) Appl. No.: **29/455,956**

(22) Filed: **May 28, 2013**

(30) **Foreign Application Priority Data**

Dec. 14, 2012 (KR) 30-2012-0060377

(51) **LOC (10) Cl.** **14-02**

(52) **U.S. Cl.**
USPC **D14/318**

(58) **Field of Classification Search**
USPC D14/315-327, 349, 356; D18/1, 2, 7,
D18/11; 235/145 A, 145 R; 341/22, 23;
345/104, 156, 168, 169, 173;
361/679.08, 679.09, 679.11, 679.26,
361/679.27

See application file for complete search history.

(56) **References Cited**

U.S. PATENT DOCUMENTS

D491,177 S * 6/2004 Andre et al. D14/318
D639,295 S * 6/2011 Andre et al. D14/318
2011/0255727 A1* 10/2011 Azuchi 381/333

* cited by examiner

Primary Examiner — Freda S Nunn

(74) *Attorney, Agent, or Firm* — Morgan, Lewis & Bockius
LLP

(57) **CLAIM**

The ornamental design for a laptop computer, as shown and
described.

DESCRIPTION

FIG. 1 is a front, right side, perspective view of a laptop
computer showing our new design;
FIG. 2 is a front view thereof;
FIG. 3 is a rear view thereof;
FIG. 4 is a left side view thereof;
FIG. 5 is a right side view thereof;
FIG. 6 is a top view thereof;
FIG. 7 is a bottom view thereof; and,
FIG. 8 is a perspective view thereof.

1 Claim, 6 Drawing Sheets


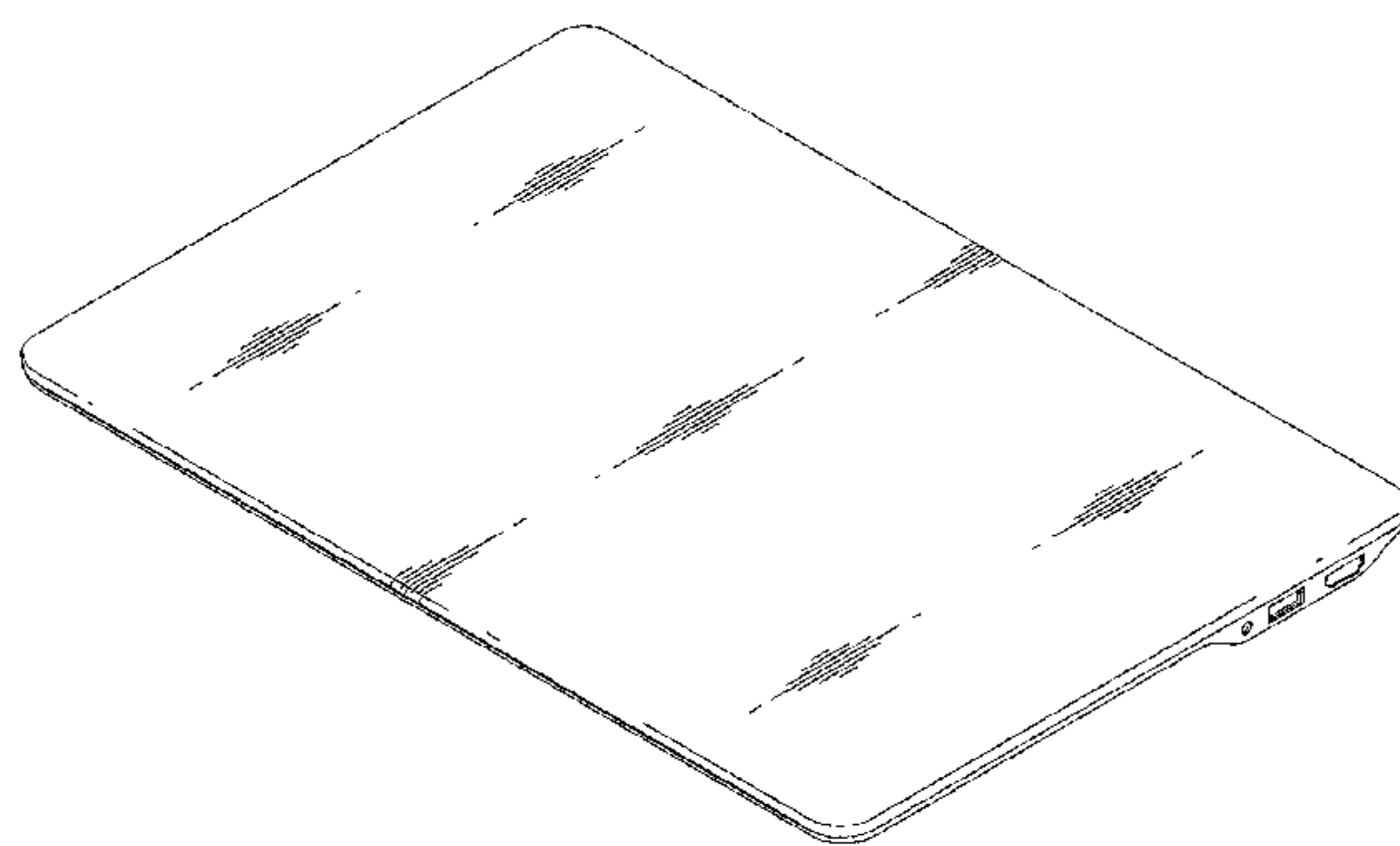


FIG. 1

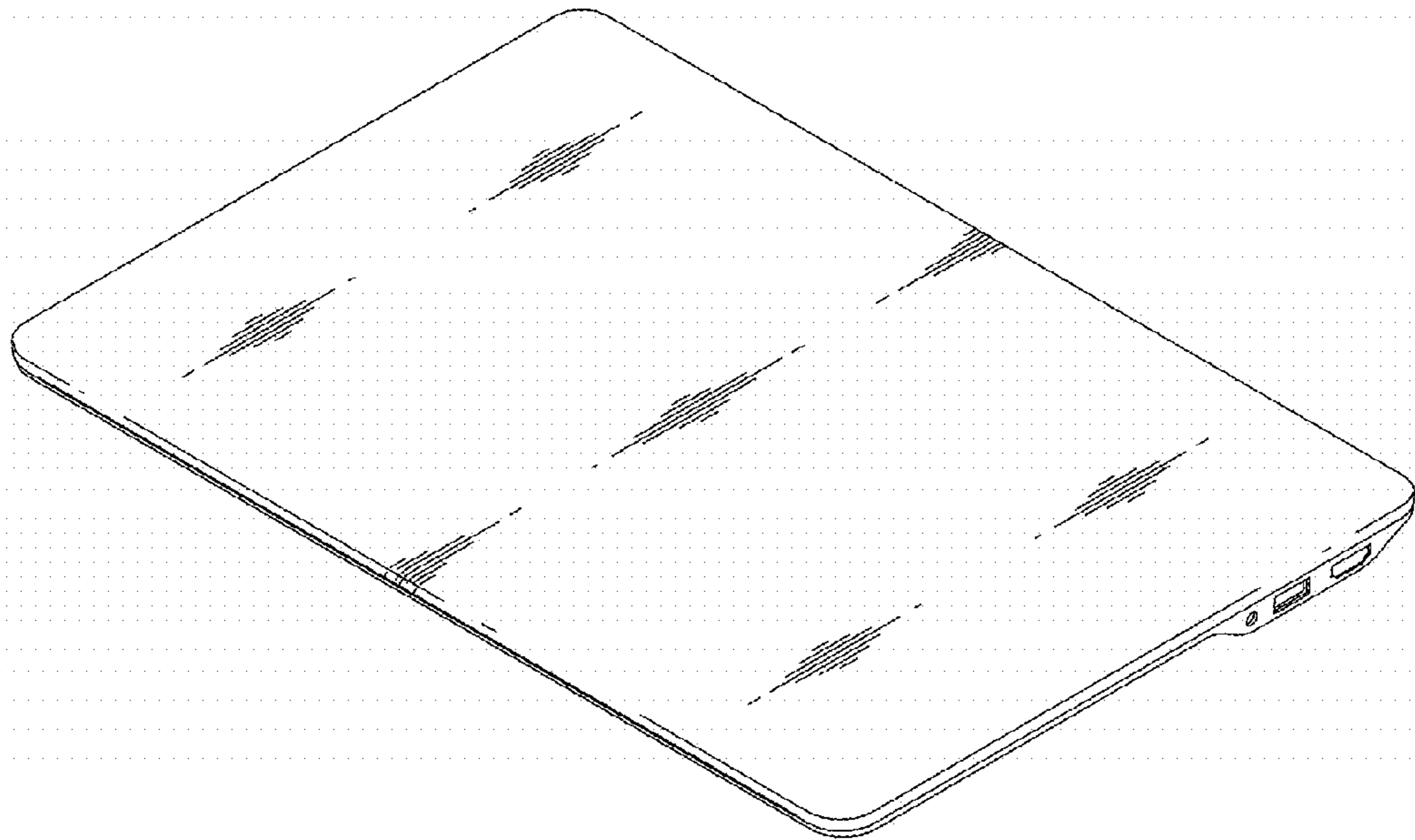


FIG. 2



FIG. 3




FIG. 4



FIG. 5




FIG. 6

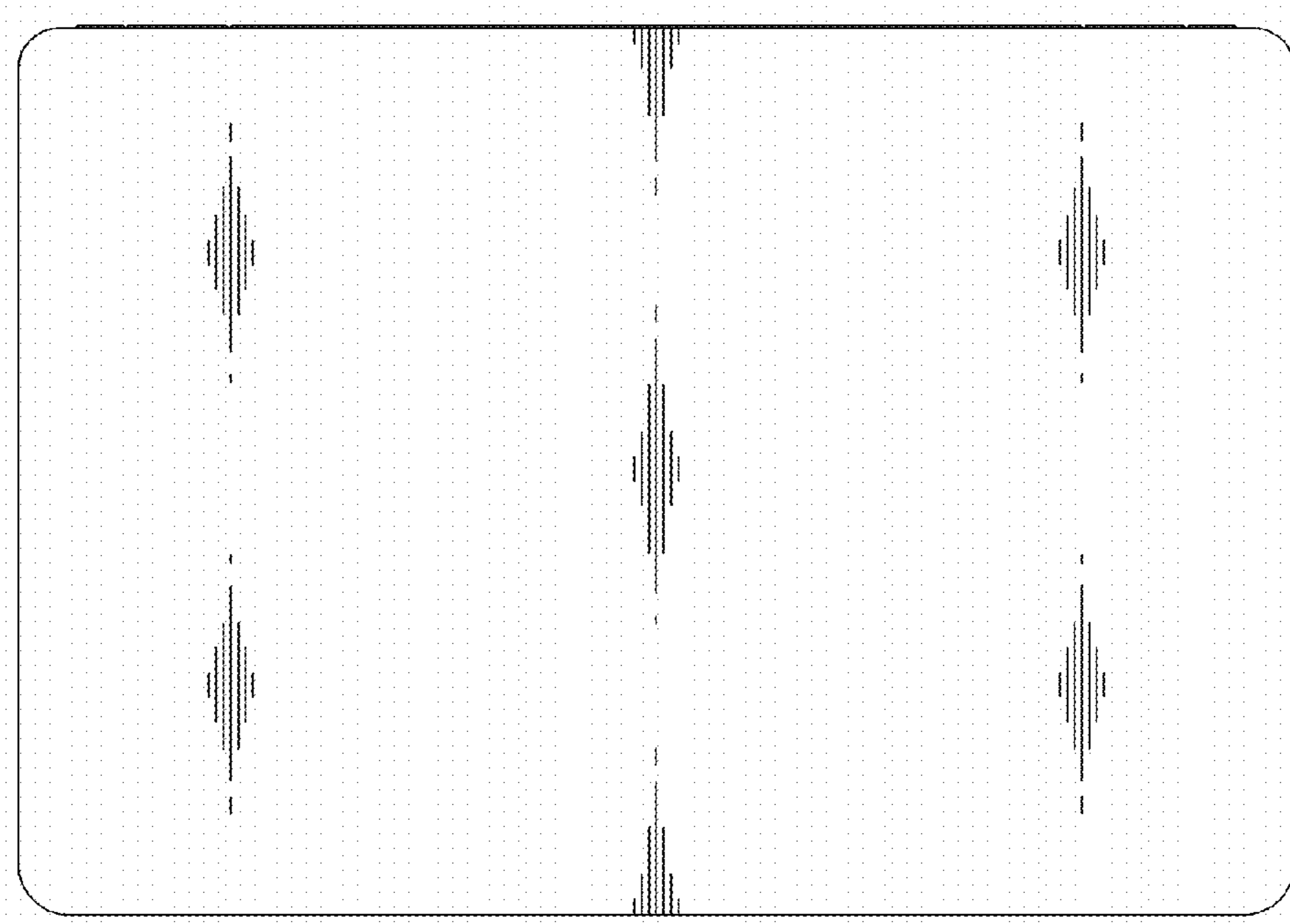


FIG. 7

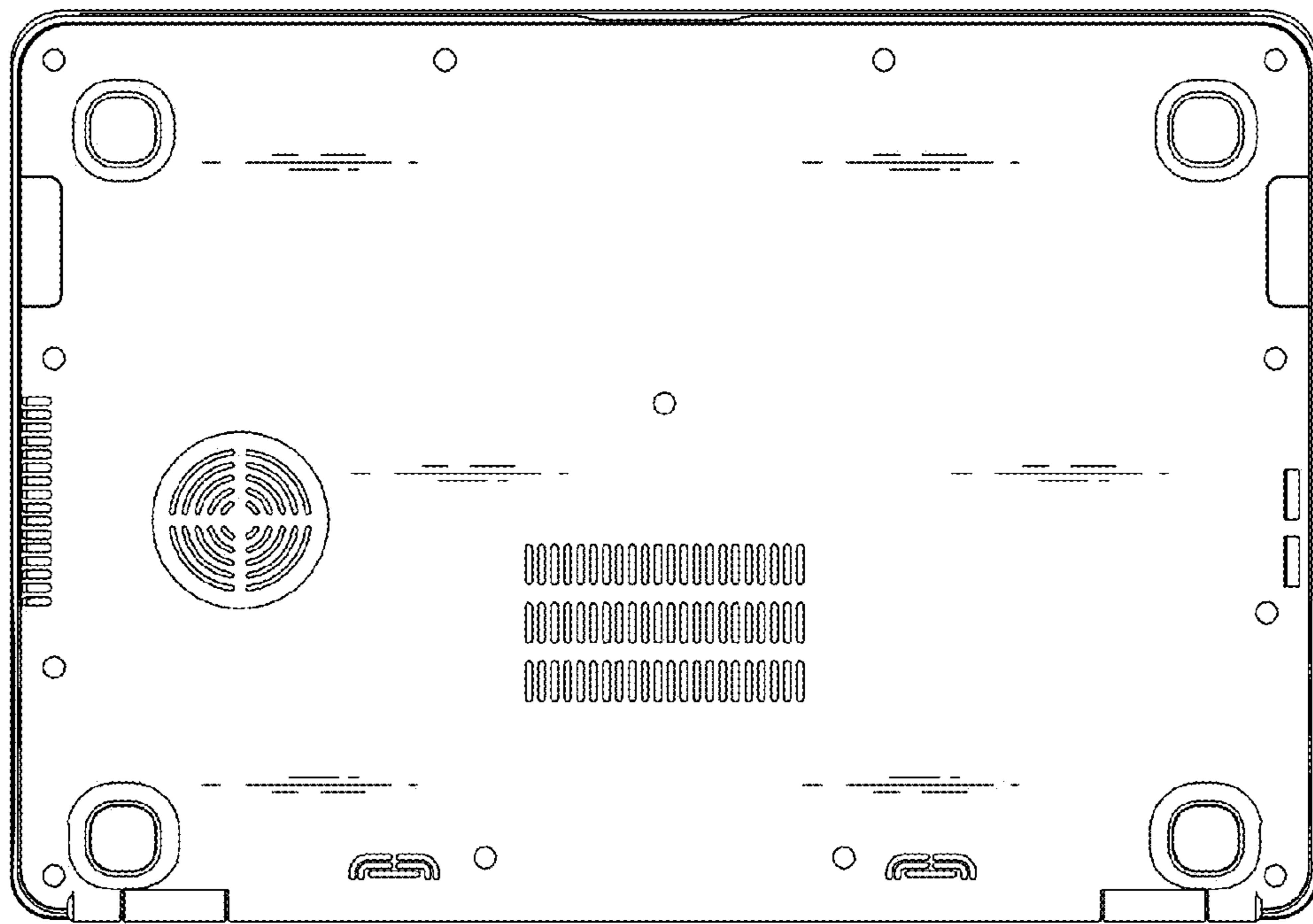


FIG. 8

