



US00D723535S

(12) **United States Design Patent**
Minn et al.

(10) **Patent No.:** **US D723,535 S**
(45) **Date of Patent:** **** Mar. 3, 2015**

- (54) **SMARTPHONE PROTECTOR**
- (71) Applicant: **Kenu, Inc.**, San Francisco, CA (US)
- (72) Inventors: **Kenneth Y. Minn**, San Francisco, CA (US); **David E. Yao**, San Francisco, CA (US); **Leonard John Duran**, Mill Valley, CA (US)
- (73) Assignee: **Kenu, Inc.**, San Francisco, CA (US)
- (**) Term: **14 Years**
- (21) Appl. No.: **29/476,400**
- (22) Filed: **Dec. 13, 2013**
- (51) **LOC (10) Cl.** **14-03**
- (52) **U.S. Cl.**
USPC **D14/250**
- (58) **Field of Classification Search**
USPC D14/238.1, 248, 250, 251–253, 440, D14/447; D13/103, 107–108, 119; D3/201, D3/218, 247, 269, 273, 301, 303; 361/220, 361/379.01, 679.01, 679.02, 679.09, 361/679.21, 679.25, 679.3, 679.4, 679.56, 361/679.57, 759, 807, 816; 379/433.11, 379/451, 455; 455/556.1, 557, 566, 575.1, 455/575.2, 575.8; 206/37, 45.2, 305, 320, 206/216; 320/108, 115; 429/96; 220/4.02; 150/165; 174/50; 235/41, 375, 462; 312/223.1; 396/535; 248/176.3, 188.8, 248/309.1, 371, 668
See application file for complete search history.

D686,606	S	*	7/2013	Hong	D14/250
D687,026	S	*	7/2013	Ruvolo	D14/250
D688,655	S	*	8/2013	Rey-Hipolito et al.	D14/250
D689,852	S	*	9/2013	Azoulay	D14/250
D694,222	S	*	11/2013	Thompson et al.	D14/238.1
D694,226	S	*	11/2013	Thompson et al.	D14/250
D709,439	S	*	7/2014	Ferber et al.	D13/103
D711,361	S	*	8/2014	Requa	D14/250
2010/0244638	A1	*	9/2010	Law	312/223.1
2013/0065647	A1	*	3/2013	Williams	455/566
2013/0120911	A1	*	5/2013	Chou	361/679.01
2013/0148271	A1	*	6/2013	Huang	361/679.01
2013/0292281	A1	*	11/2013	Chung	206/320
2014/0116898	A1	*	5/2014	Lee	206/38
2014/0128130	A1	*	5/2014	Chiu	455/575.8

* cited by examiner

Primary Examiner — Carla Jobe Wright

(74) *Attorney, Agent, or Firm* — Novak Druce Connolly Bove + Quigg LLP

(57) **CLAIM**

We claim the ornamental design for a smartphone protector, as shown and described.

DESCRIPTION

FIG. 1 is a frontal perspective view of a smartphone protector shown in a state of use with an unclaimed smartphone;
 FIG. 2 is a rearward perspective view thereof;
 FIG. 3 is a frontal perspective view thereof shown without the unclaimed smartphone;
 FIG. 4 is a rear elevational view thereof;
 FIG. 5 is a front elevational view thereof;
 FIG. 6 is a left elevational view thereof;
 FIG. 7 is a right elevational view thereof
 FIG. 8 is a top plan view thereof; and,
 FIG. 9 is a bottom plan view thereof.


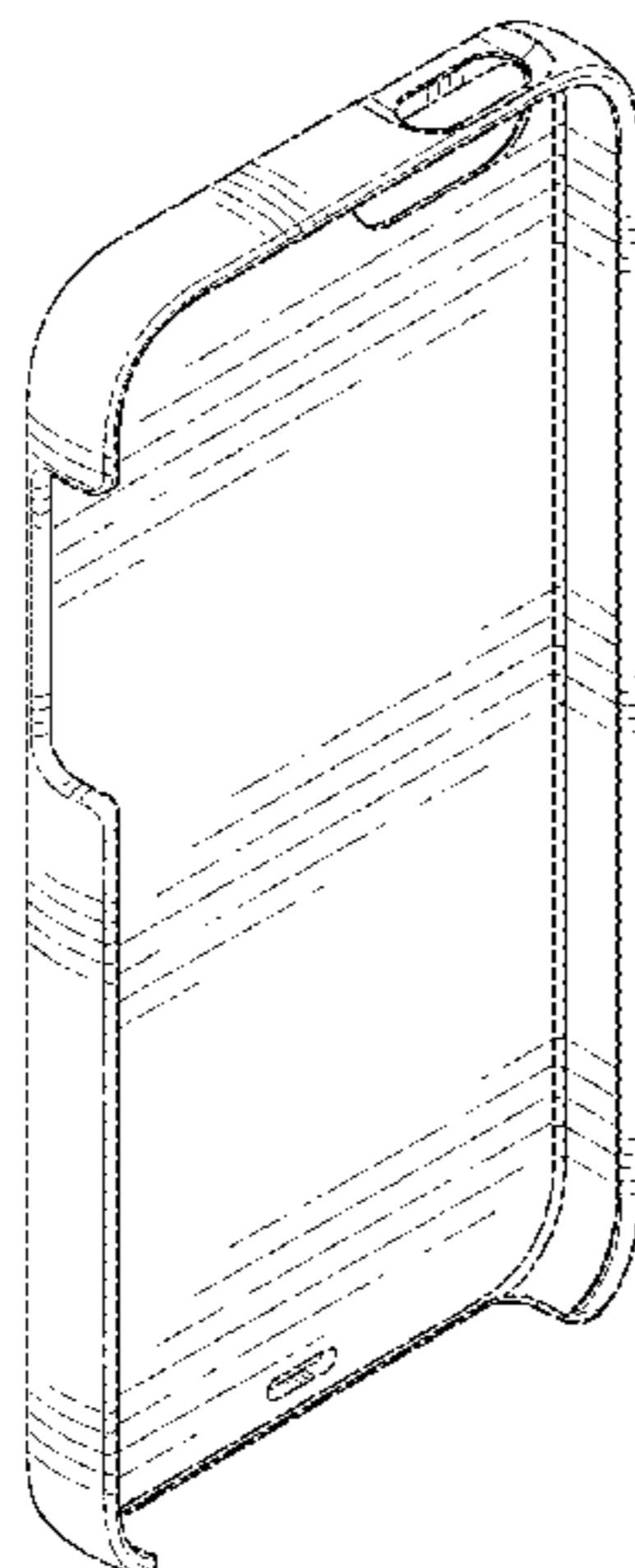
In FIG. 1, the unshaded front and side surfaces and the broken lines thereon depict an unclaimed smartphone. The broken lines in FIGS. 2 and 6 illustrate unclaimed portions of the smartphone protector. The broken lines form no part of the claimed design.

1 Claim, 7 Drawing Sheets

(56) **References Cited**

U.S. PATENT DOCUMENTS

D649,539	S	*	11/2011	Hong	D14/250
D678,871	S	*	3/2013	Mishan et al.	D14/250
D679,685	S	*	4/2013	Cox	D14/250
D679,694	S	*	4/2013	Fahrendorff et al.	D14/250
D681,620	S	*	5/2013	Huskinson	D14/250
D684,567	S	*	6/2013	Murchison et al.	D14/250
D685,779	S	*	7/2013	Schriefer et al.	D14/250



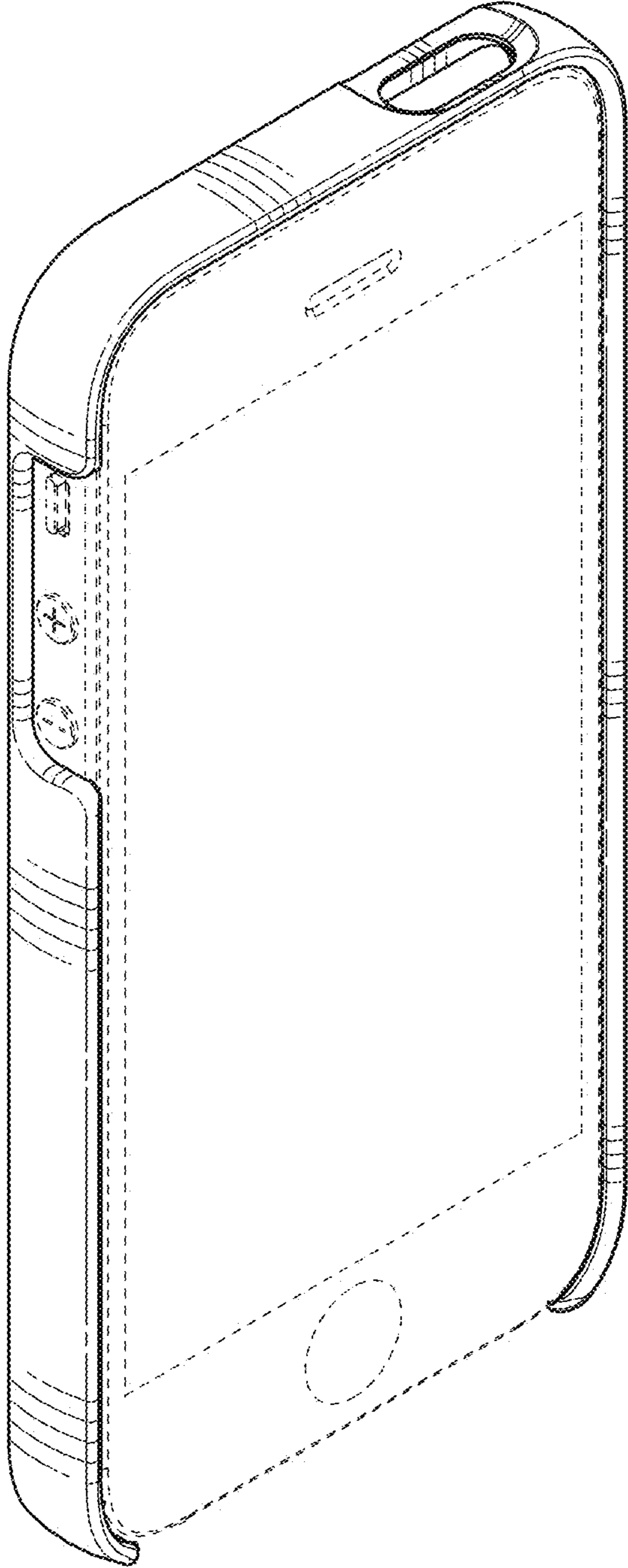


FIG. 1

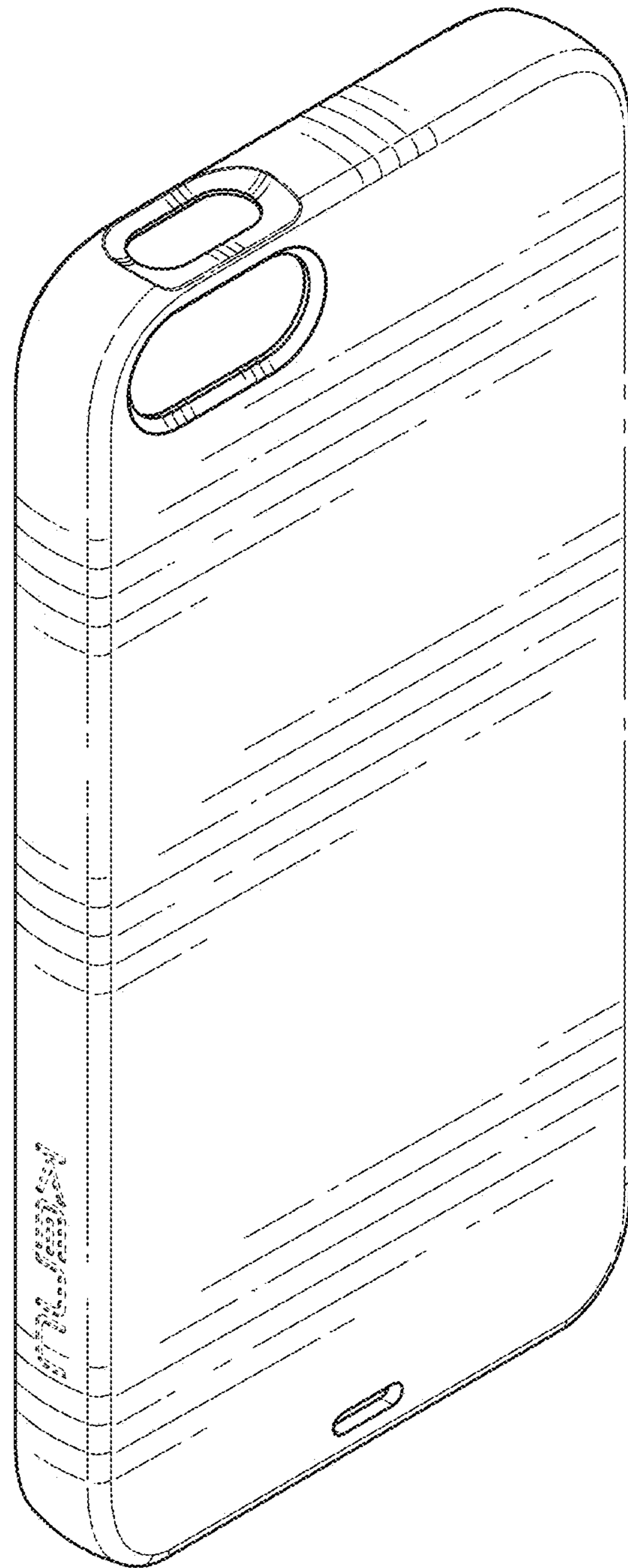


FIG. 2

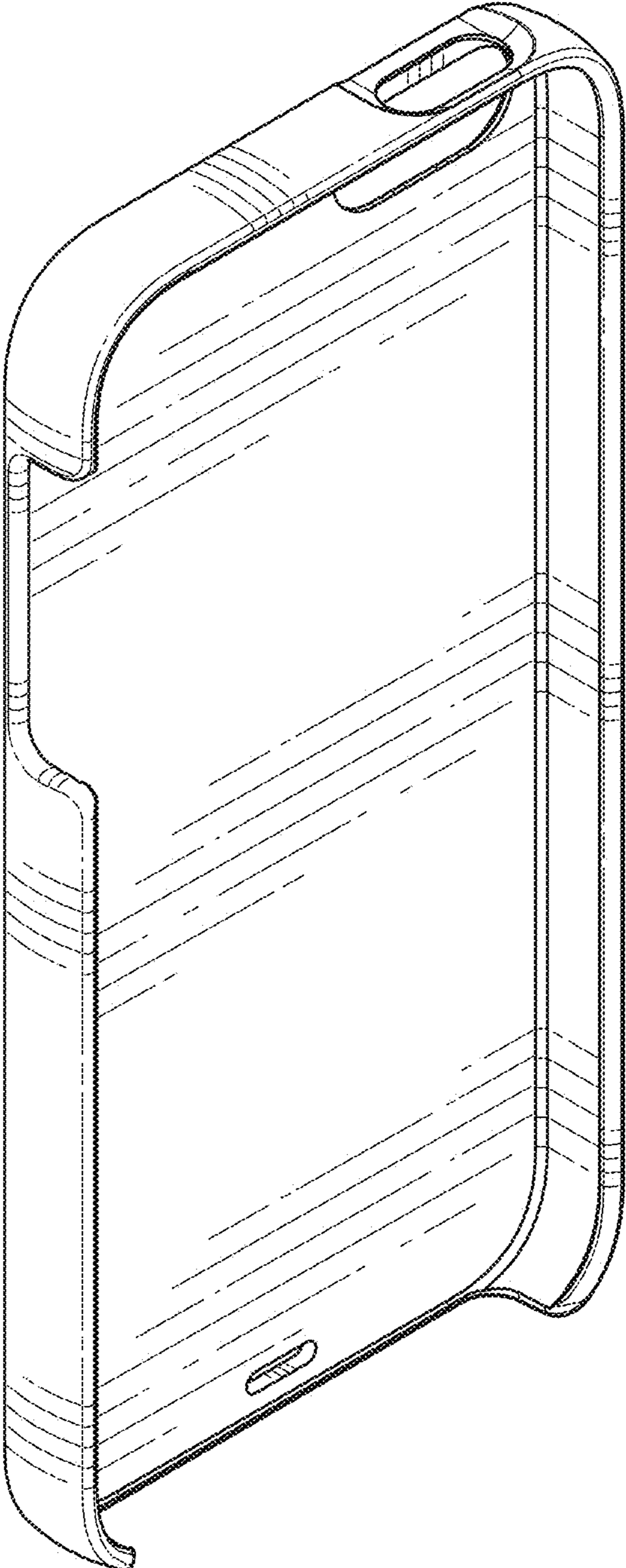


FIG. 3




FIG. 4




FIG. 5

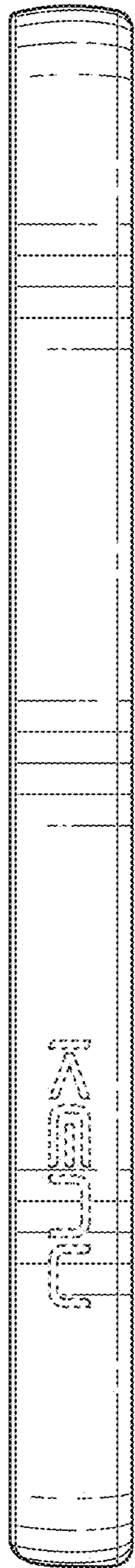


FIG. 6

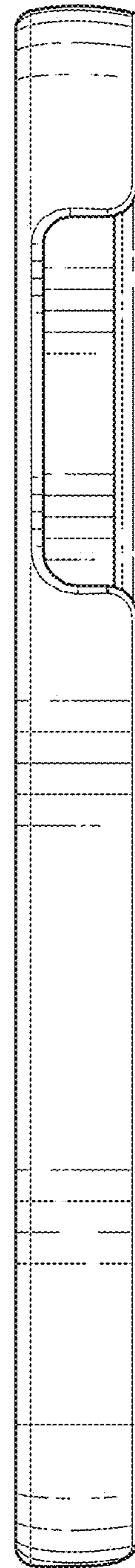


FIG. 7

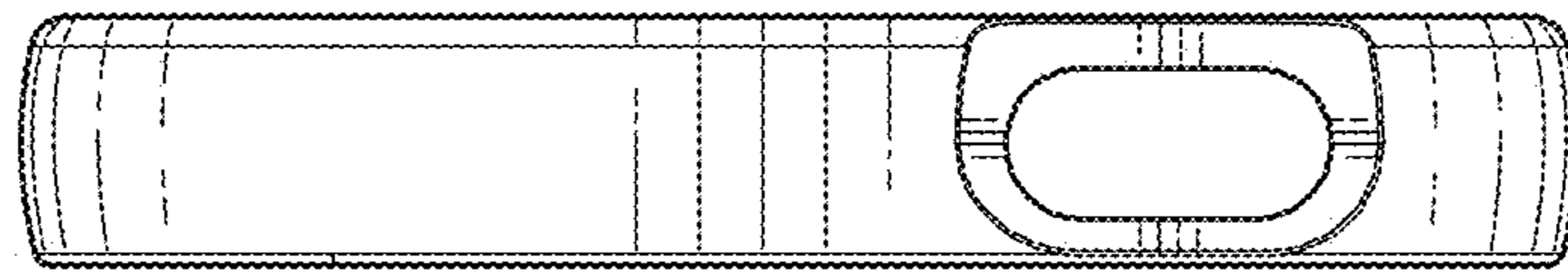


FIG. 8

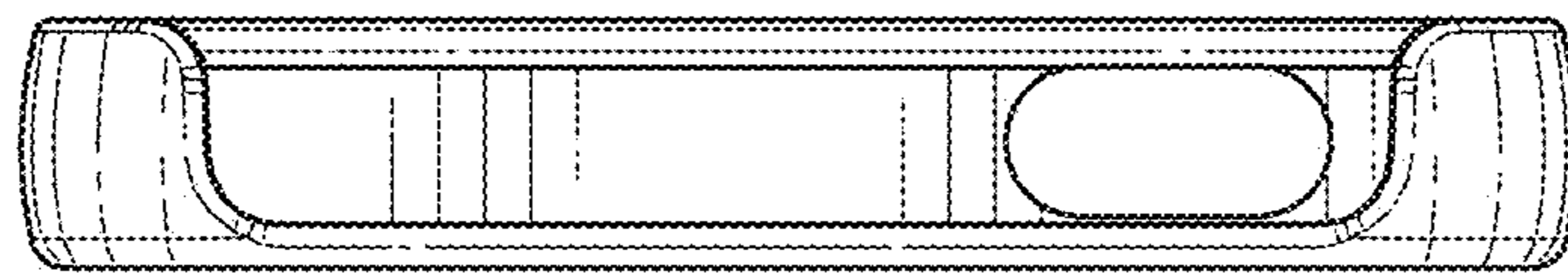


FIG. 9