



US00D723532S

(12) **United States Design Patent**
Stevinson

(10) **Patent No.:** **US D723,532 S**
(45) **Date of Patent:** **** Mar. 3, 2015**

- (54) **COMBO EARPHONE CASE**
- (71) Applicant: **Dean Stevenson**, Centennial, CO (US)
- (72) Inventor: **Dean Stevenson**, Centennial, CO (US)
- (**) Term: **14 Years**
- (21) Appl. No.: **29/445,399**
- (22) Filed: **Feb. 11, 2013**
- (51) **LOC (10) Cl.** **14-03**
- (52) **U.S. Cl.**
USPC **D14/250**
- (58) **Field of Classification Search**
USPC D14/250, 138 AA, 138 AB, 138 AD,
D14/138 G, 217, 238.1, 248, 251-253, 346,
D14/356, 440, 496, 203.5, 203.8; D13/103,
D13/107, 108; D3/201, 218, 247, 269, 273,
D3/301, 303; 455/575.1, 575.8; 206/305,
206/320, 251, 45.2
See application file for complete search history.

- D634,115 S 3/2011 Long, Jr. et al.
- D635,555 S 4/2011 Giles
- D641,974 S 7/2011 Stampfli
- D644,428 S 9/2011 Feng
- D644,639 S 9/2011 Weller et al.
- D645,032 S * 9/2011 Fathollahi D14/250
- 8,016,107 B2 9/2011 Emsky
- D647,892 S 11/2011 Ragde, Jr.
- D651,791 S * 1/2012 Cataldo et al. D3/218
- D653,656 S * 2/2012 Charnas et al. D14/250
- D654,931 S * 2/2012 Lemelman et al. D14/496
- D657,137 S 4/2012 Weller et al.
- D661,482 S 6/2012 Chang et al.
- D667,823 S * 9/2012 Merenda D14/250
- D673,936 S 1/2013 Michie et al.

(Continued)

Primary Examiner — Deanna L Pratt
Assistant Examiner — Lilyana Bekic
(74) *Attorney, Agent, or Firm* — Lathrop & Gage LLP

(57) **CLAIM**
The ornamental design for an combo earphone case, as shown and described.

(56) **References Cited**

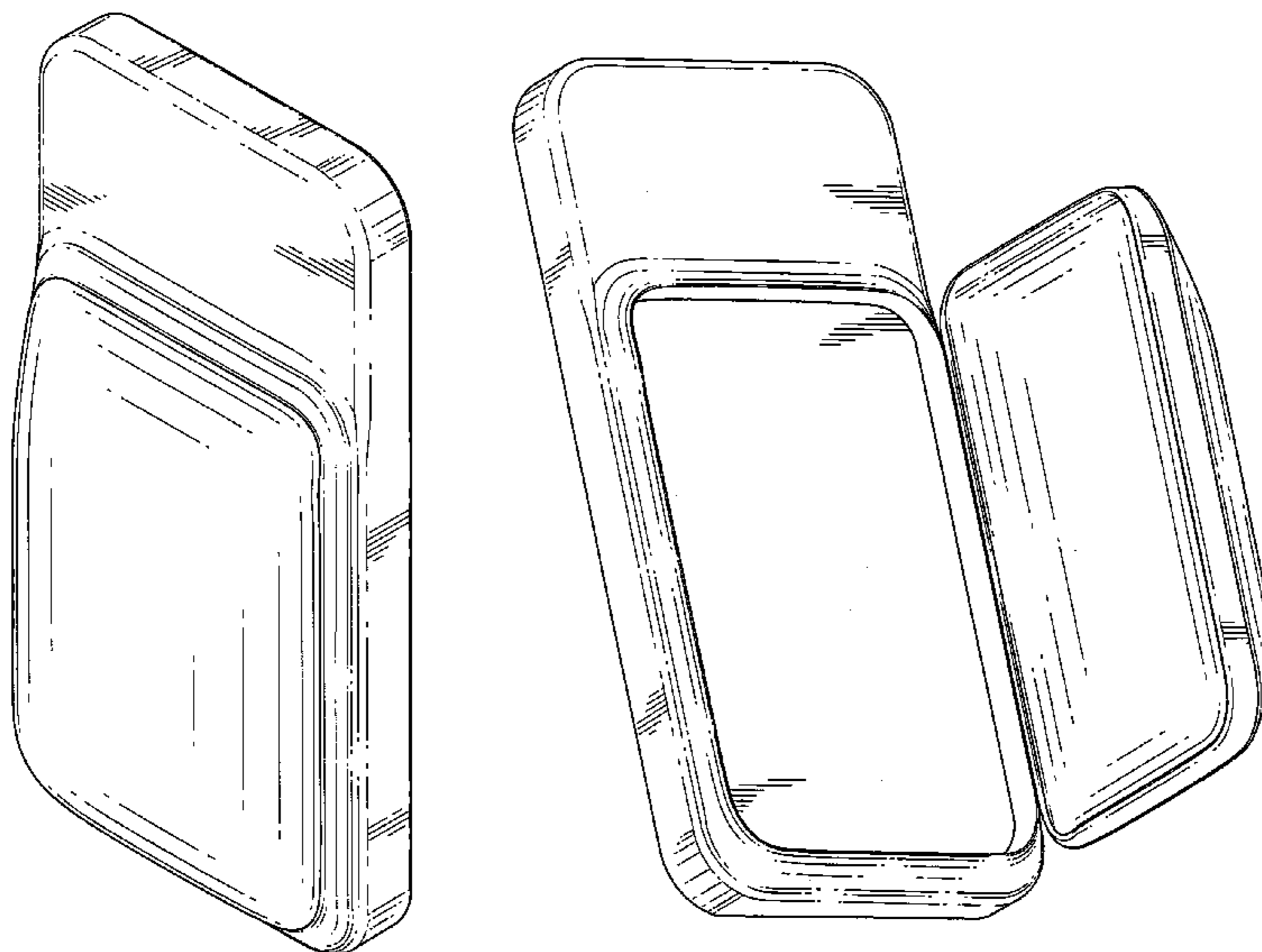
U.S. PATENT DOCUMENTS

- D22,417 S * 5/1893 Scheuer D3/239
- 7,086,512 B2 8/2006 Shack et al.
- D529,288 S 10/2006 Ham
- D553,352 S 10/2007 Allen
- D565,290 S 4/2008 Brandenburg et al.
- D576,785 S 9/2008 TerMeer
- D582,405 S 12/2008 Andre et al.
- D592,399 S 5/2009 Sage
- D593,062 S * 5/2009 Lee et al. D14/138 G
- D601,992 S 10/2009 Choi et al.
- D606,529 S 12/2009 Ferrari et al.
- D615,078 S * 5/2010 Bradley D14/250
- D621,393 S * 8/2010 Panahi et al. D14/250
- D623,642 S 9/2010 Wang
- D624,064 S 9/2010 Esposito
- D624,304 S 9/2010 Danze et al.

DESCRIPTION

FIG. 1 is a first front side perspective view of a combo earphone case, showing the new design with a door thereof in a closed position;
FIG. 2 is a second front side perspective view of the combo earphone case, with the door in an open position;
FIG. 3 is a top plan view of the combo earphone case;
FIG. 4 is a bottom plan view of the combo earphone case;
FIG. 5 is a left side elevation view of the combo earphone case;
FIG. 6 is a right side elevation of the combo earphone case;
FIG. 7 is a front elevation of the combo earphone case;
FIG. 8 is a rear elevation of the combo earphone case; and,
FIG. 9 is a rear perspective view of the combo earphone case.

1 Claim, 7 Drawing Sheets



(56)

References Cited

U.S. PATENT DOCUMENTS

D673,940 S 1/2013 Chang et al.
 D673,941 S 1/2013 Melanson et al.
 D683,955 S 6/2013 Melanson et al.
 8,485,404 B2* 7/2013 Monaco et al. 224/666
 D688,234 S 8/2013 Esses
 D688,654 S* 8/2013 Stevinson D14/250
 D688,655 S* 8/2013 Rey-Hipolito et al. D14/250
 8,579,172 B2* 11/2013 Monaco et al. 224/666
 D698,772 S* 2/2014 Merenda D14/250
 D703,650 S* 4/2014 Ehrlich D14/250
 D703,651 S* 4/2014 Ehrlich D14/250
 D705,199 S* 5/2014 Huang et al. D14/238.1
 D705,764 S* 5/2014 Thoni D14/250
 8,720,683 B2* 5/2014 Mao 206/320
 8,774,446 B2* 7/2014 Merenda 381/395

8,783,531 B2* 7/2014 Kroupa 224/162
 D710,346 S* 8/2014 Smith et al. D14/250
 2003/0096640 A1* 5/2003 Bae 455/568
 2003/0157973 A1* 8/2003 Yang 455/569
 2006/0287006 A1* 12/2006 McIntyre et al. 455/569.1
 2007/0154048 A1 7/2007 Chang
 2008/0009329 A1* 1/2008 Adler 455/575.1
 2008/0080732 A1* 4/2008 Sneed 381/374
 2010/0096284 A1 4/2010 Bau
 2011/0077061 A1 3/2011 Danze et al.
 2011/0130174 A1* 6/2011 Kroupa 455/569.1
 2011/0203954 A1* 8/2011 Kroupa 206/320
 2012/0077556 A1* 3/2012 McKendrick 455/575.8
 2013/0140195 A1* 6/2013 Law et al. 206/45.24
 2013/0148839 A1* 6/2013 Stevinson 381/384
 2013/0208937 A1* 8/2013 Stern et al. 381/332
 2013/0237290 A1* 9/2013 Simmons et al. 455/569.1

* cited by examiner




FIG. 1

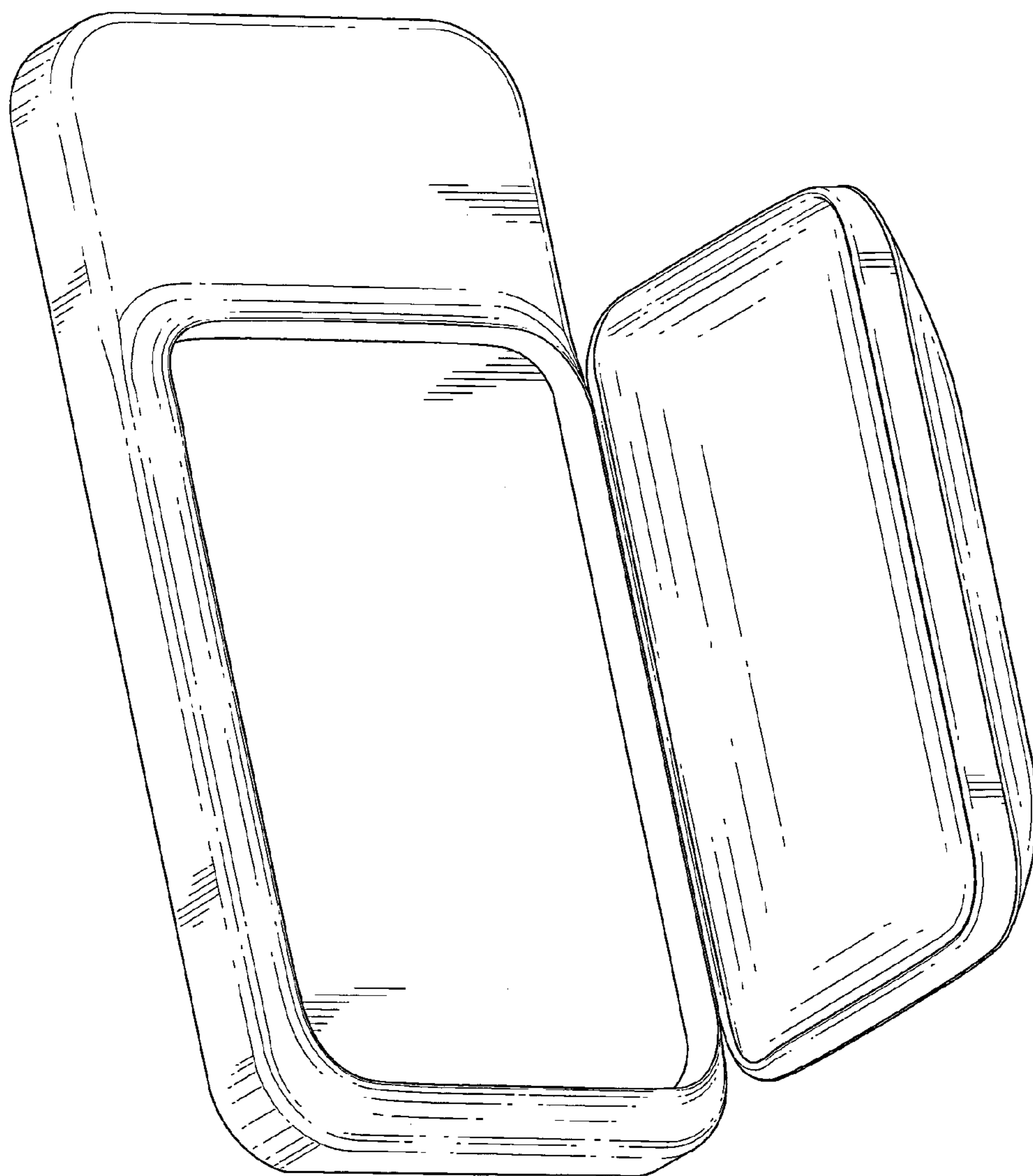


FIG. 2

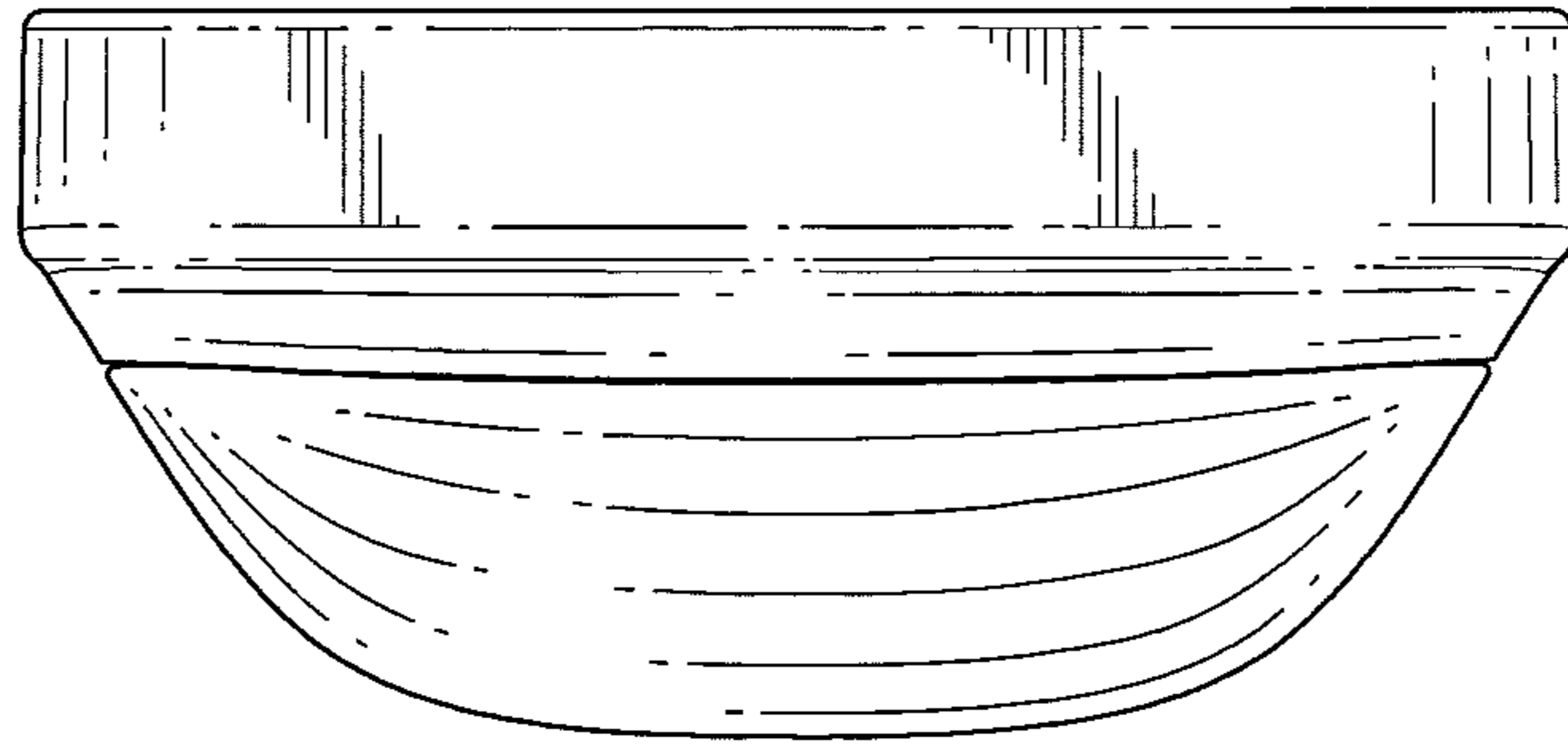


FIG. 3

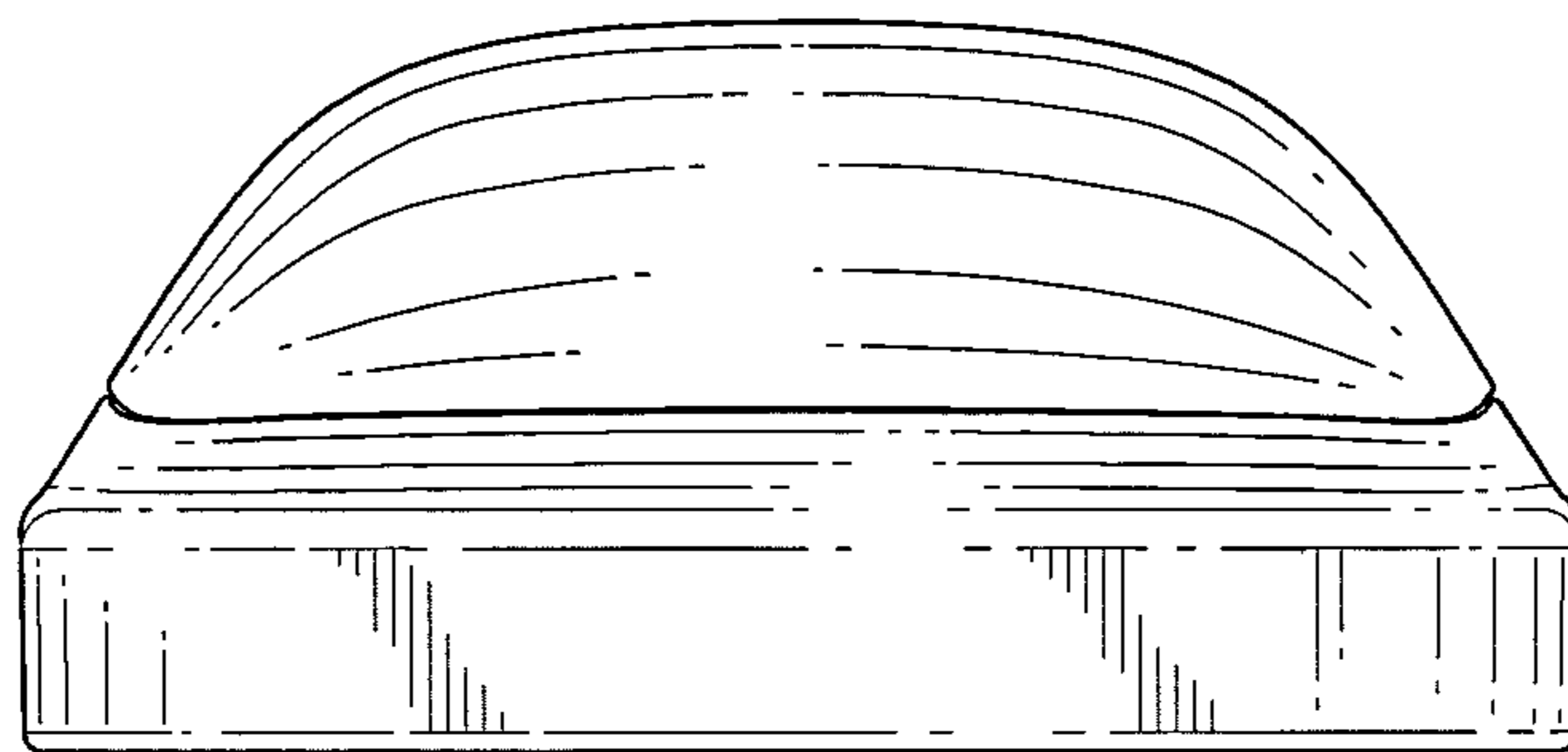


FIG. 4

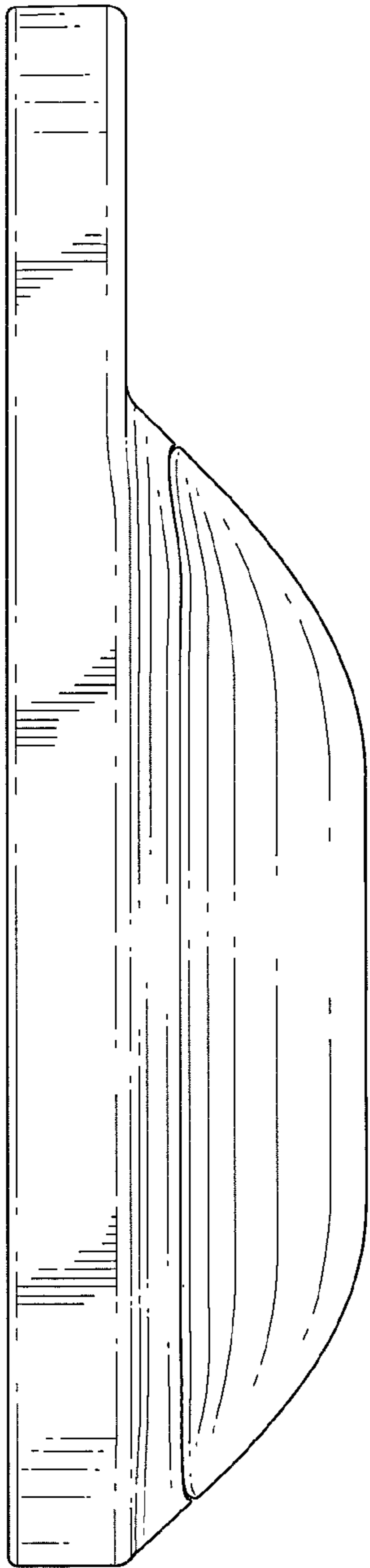


FIG. 5

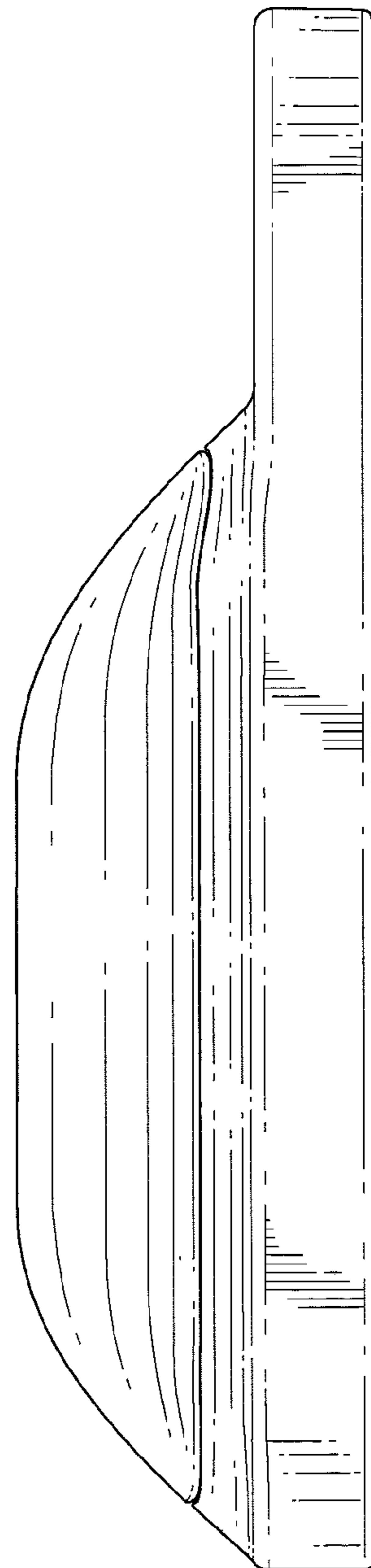


FIG. 6

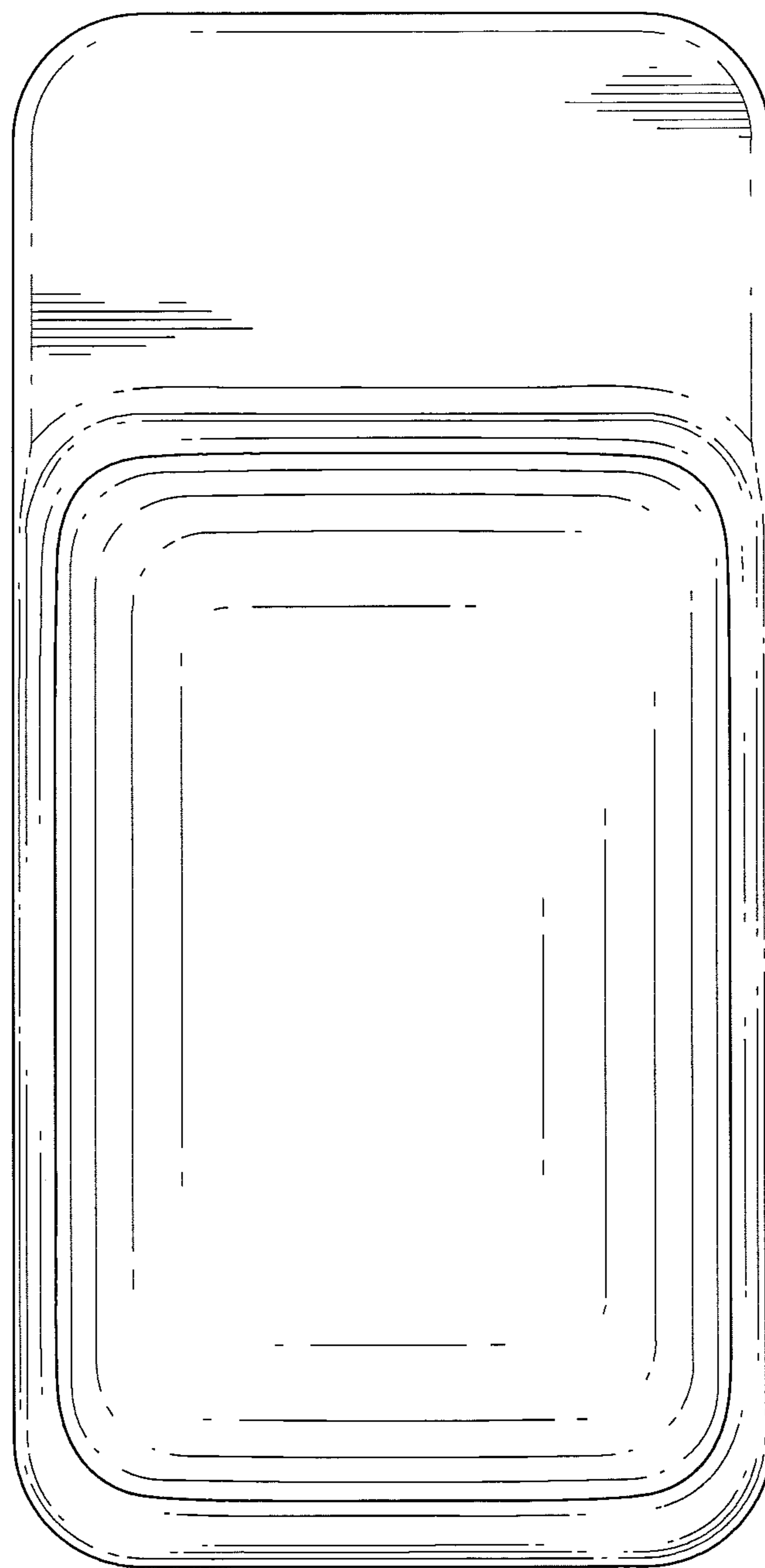


FIG. 7




FIG. 8

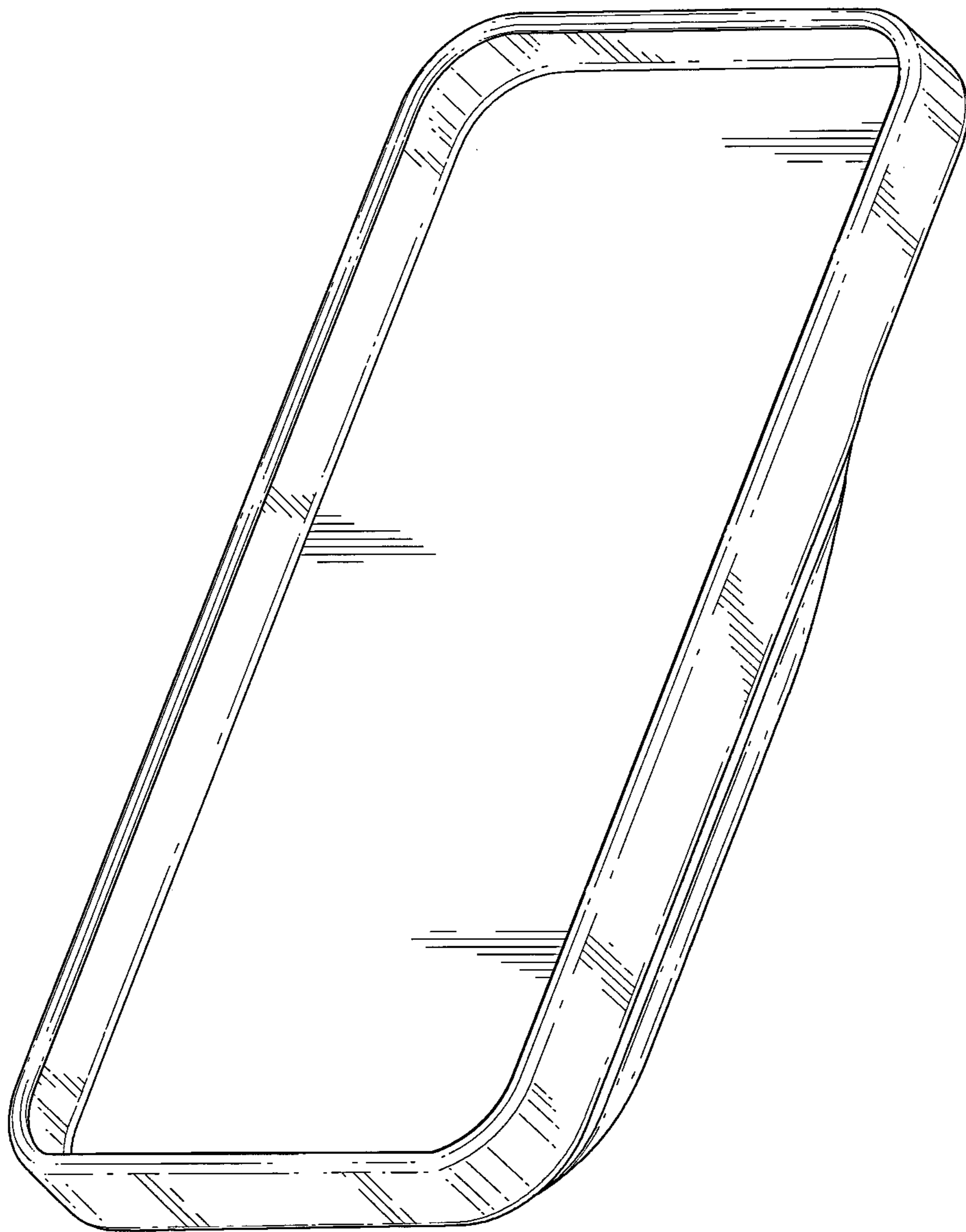


FIG. 9