



US00D723506S

(12) **United States Design Patent**  
**Aglassinger**

(10) **Patent No.:** **US D723,506 S**  
(45) **Date of Patent:** **\*\* Mar. 3, 2015**

(54) **AUDIO DEVICE**

FOREIGN PATENT DOCUMENTS

(75) Inventor: **Hans-Peter Aglassinger**, Esslingen (DE)

EM 001874272 9/2011

(73) Assignee: **Robert Bosch GmbH**, Stuttgart (DE)

OTHER PUBLICATIONS

(\*\*) Term: **14 Years**

Propworx Iron Man 2 Suitcase prop, announced Sep. 2011, [online], site visited Apr. 16, 2014. Available from Internet, <URL: http://www.paulfrasercollectibles.com>.\*

(21) Appl. No.: **29/425,359**

\* cited by examiner

(22) Filed: **Jun. 21, 2012**

(30) **Foreign Application Priority Data**

Dec. 23, 2011 (EM) ..... 001968199

(51) **LOC (10) Cl.** ..... **14-03**

(52) **U.S. Cl.**  
USPC ..... **D14/188**

(58) **Field of Classification Search**  
USPC ..... D13/103; D14/135, 137, 155, 158, 160,  
D14/161, 168, 181, 188, 191, 193-198,  
D14/203.6, 204, 209, 209.1, 210, 211, 215,  
D14/216, 257, 258, 314, 353, 354, 358, 440,  
D14/441, 498, 509; D26/26, 28, 60-62, 72,  
D26/73, 93, 94, 97, 118, 124  
See application file for complete search history.

*Primary Examiner* — Stella Reid

*Assistant Examiner* — Janice Lim

(74) *Attorney, Agent, or Firm* — Maginot, Moore & Beck LLP

(57) **CLAIM**

The ornamental design for an audio device, as shown and described.

**DESCRIPTION**

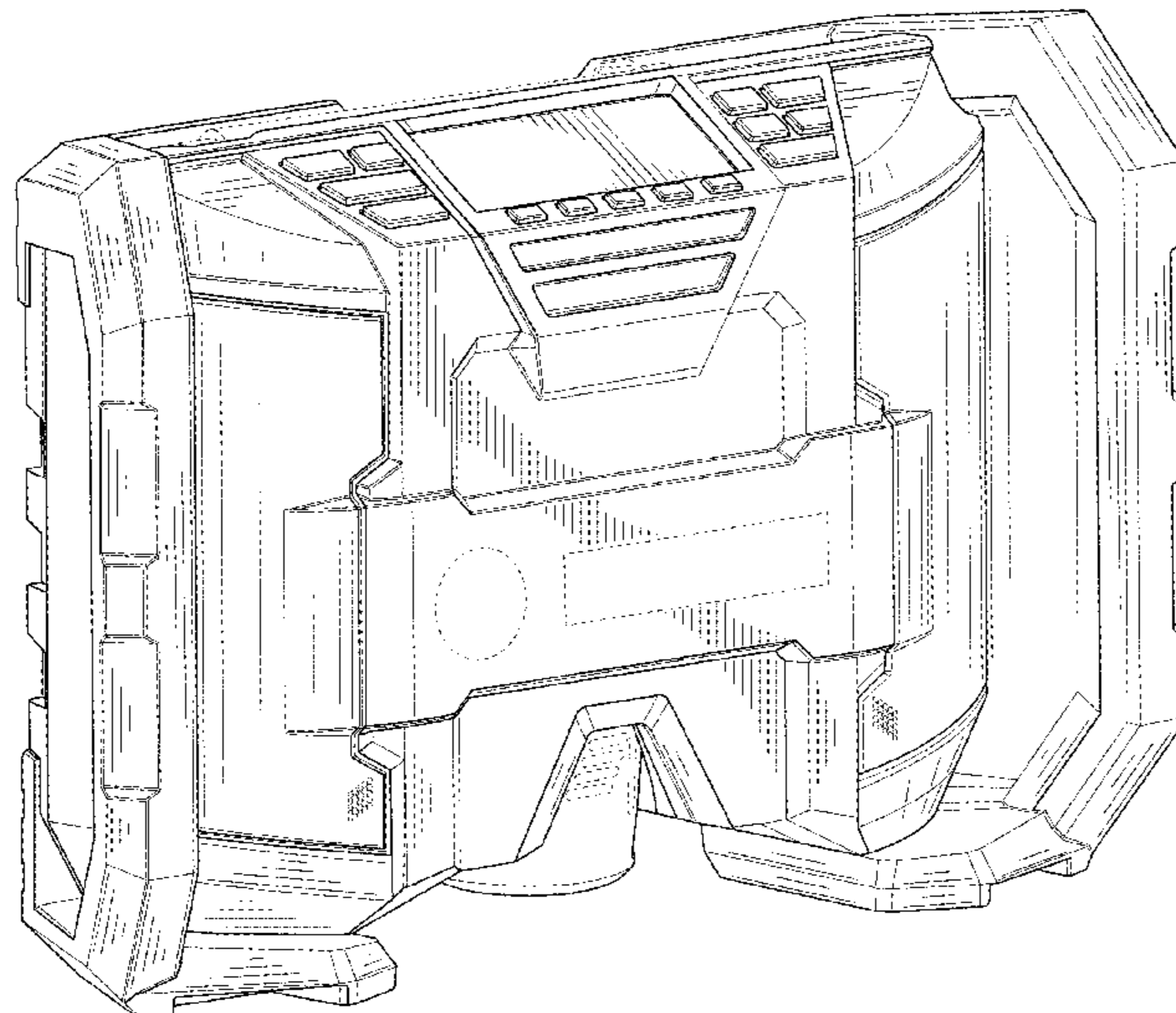
FIG. 1 is a perspective view of an audio device showing my new design;  
FIG. 2 is a front elevational view showing the design of the audio device of FIG. 1;  
FIG. 3 is a rear elevational view showing the design of the audio device of FIG. 1;  
FIG. 4 is a top elevational view showing the design of the audio device of FIG. 1;  
FIG. 5 is a bottom elevational view showing the design of the audio device of FIG. 1.  
FIG. 6 is right side elevational view showing the design of the audio device of FIG. 1; and,  
FIG. 7 is a left side elevational view showing the design of the audio device of FIG. 1.  
The broken lines shown in the drawings illustrate portions of the audio device that form no part of the claimed design.

(56) **References Cited**

U.S. PATENT DOCUMENTS

D418,836 S *	1/2000	Matt et al. ....	D14/196
D500,489 S *	1/2005	Uehara et al. ....	D14/188
D533,534 S *	12/2006	Brown et al. ....	D14/155
D548,723 S *	8/2007	Mizokawa ....	D14/188
D557,897 S *	12/2007	Richardson et al. ....	D3/294
D572,479 S *	7/2008	Buck et al. ....	D3/282
D598,422 S *	8/2009	Wada ....	D14/188
D624,069 S *	9/2010	Peng et al. ....	D14/324
D674,371 S *	1/2013	Cho et al. ....	D14/188
D680,950 S *	4/2013	Nam et al. ....	D13/103
D701,211 S *	3/2014	Ng ....	D14/440

**1 Claim, 7 Drawing Sheets**



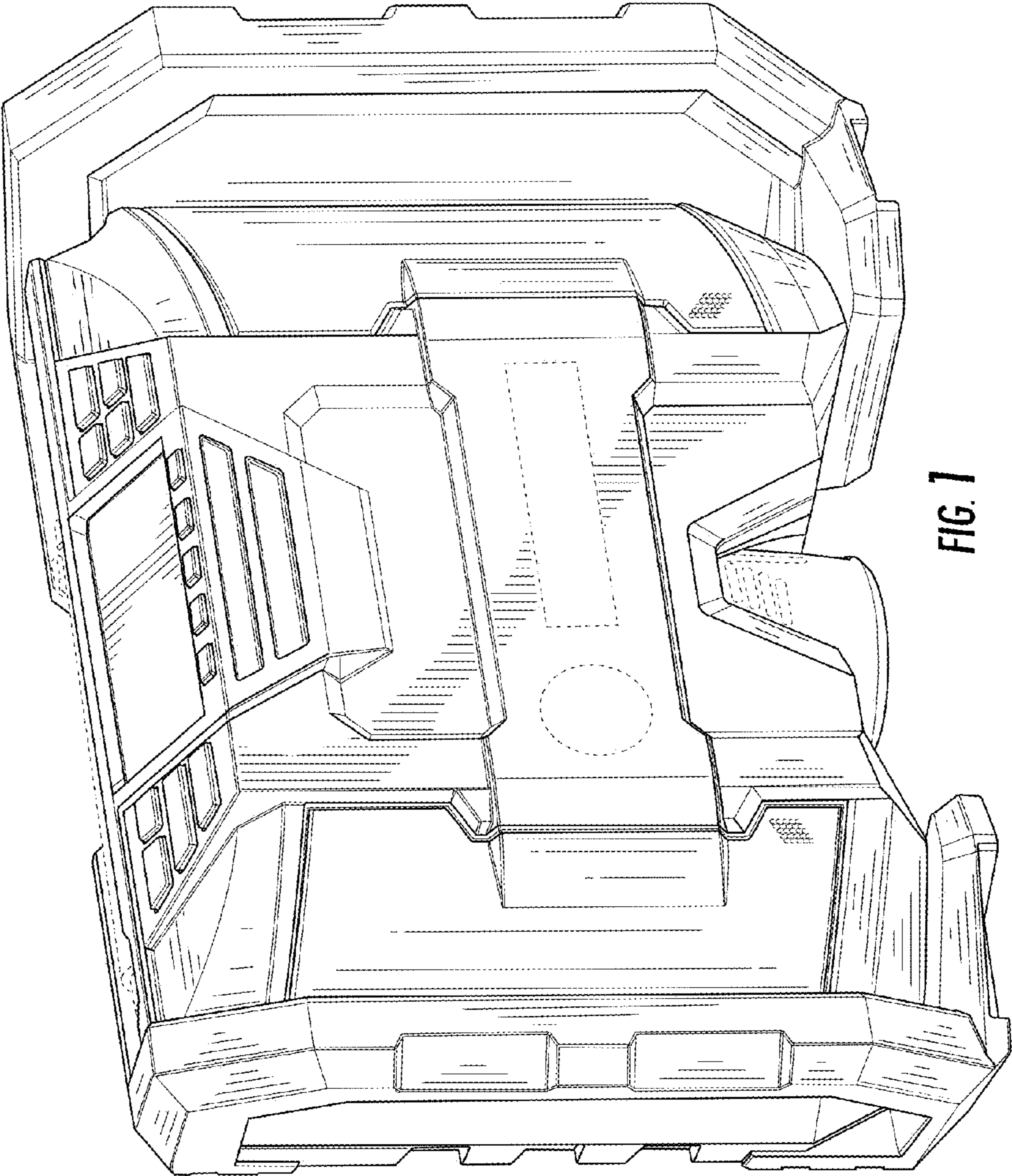


FIG. 1

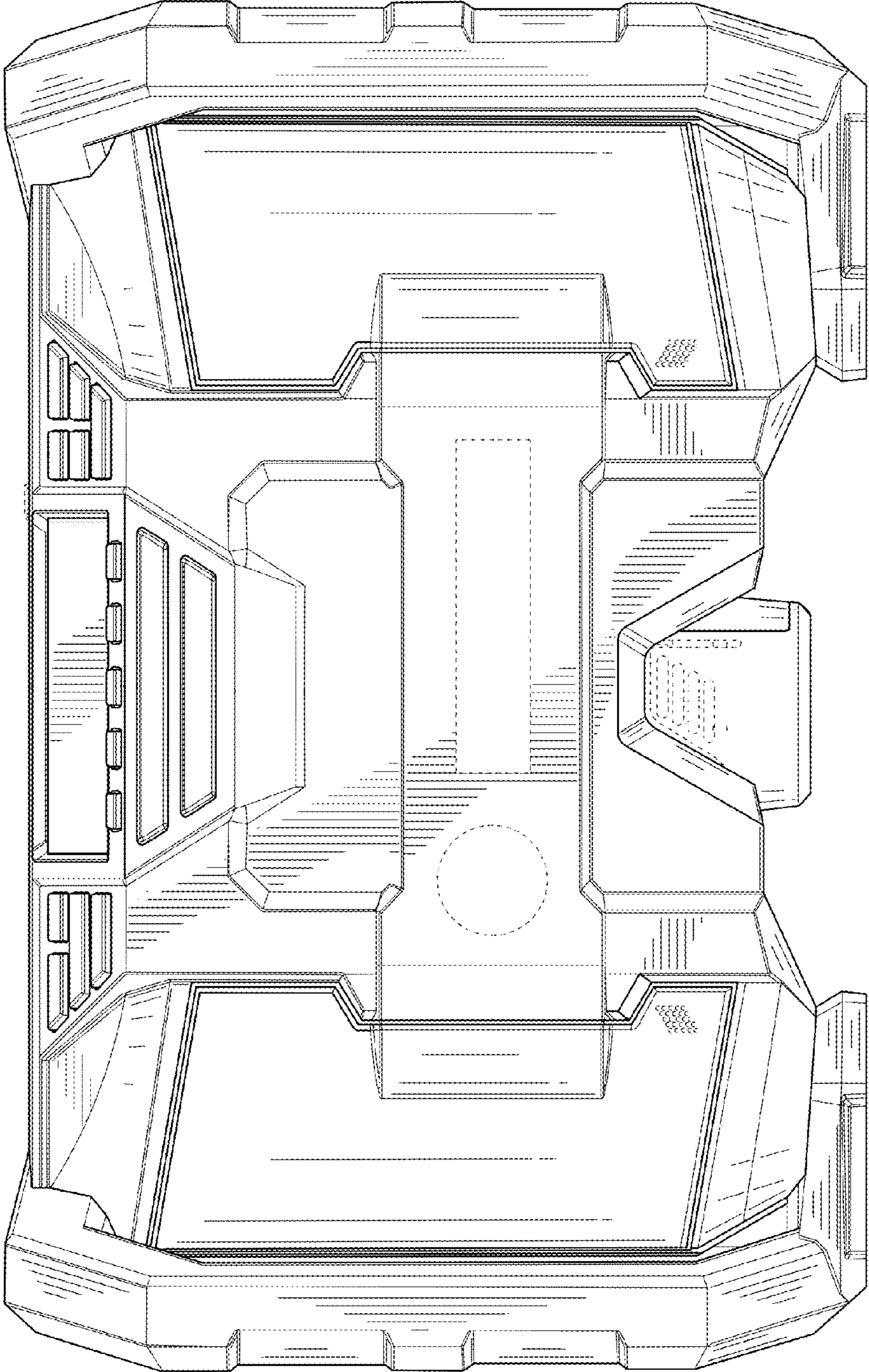


FIG. 2

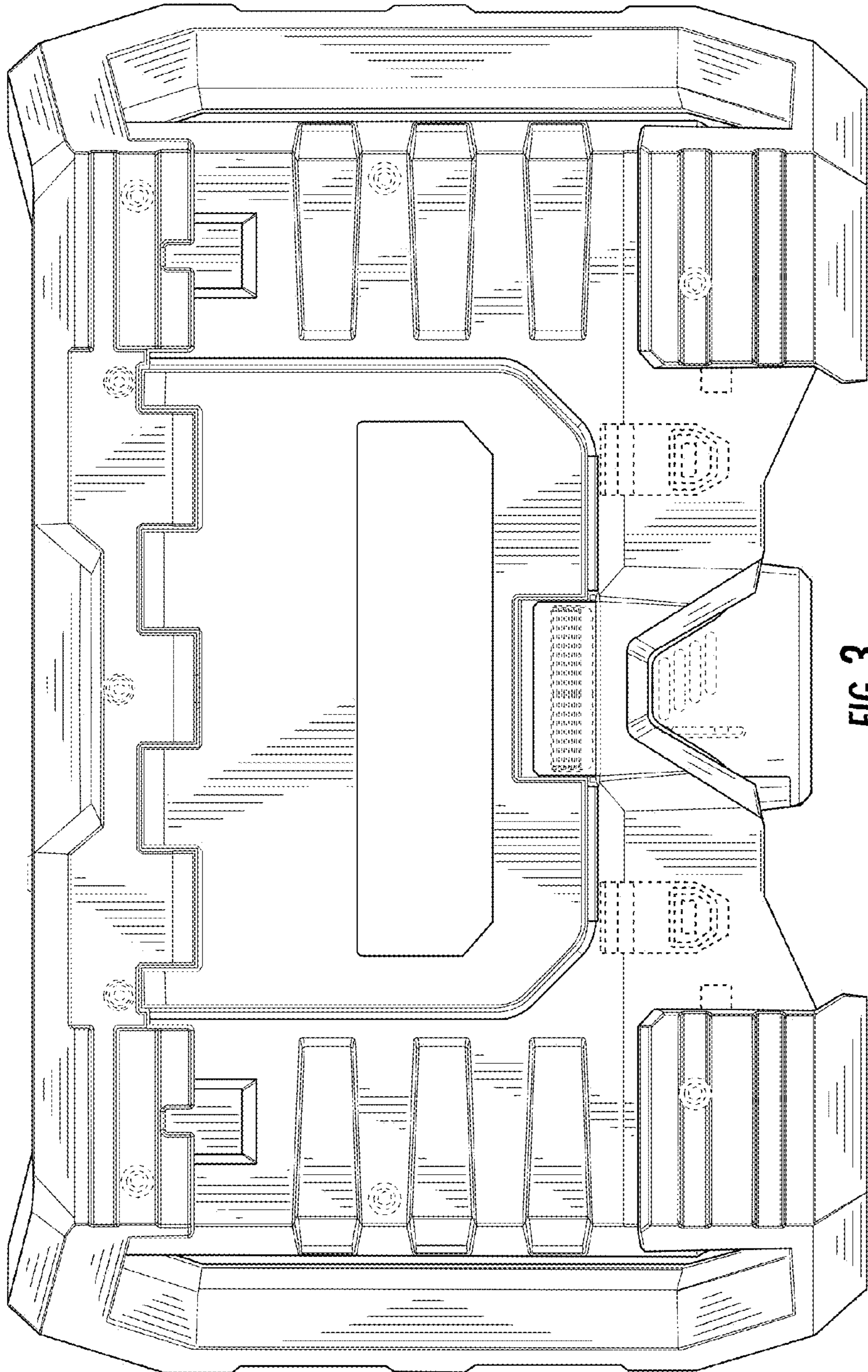


FIG. 3

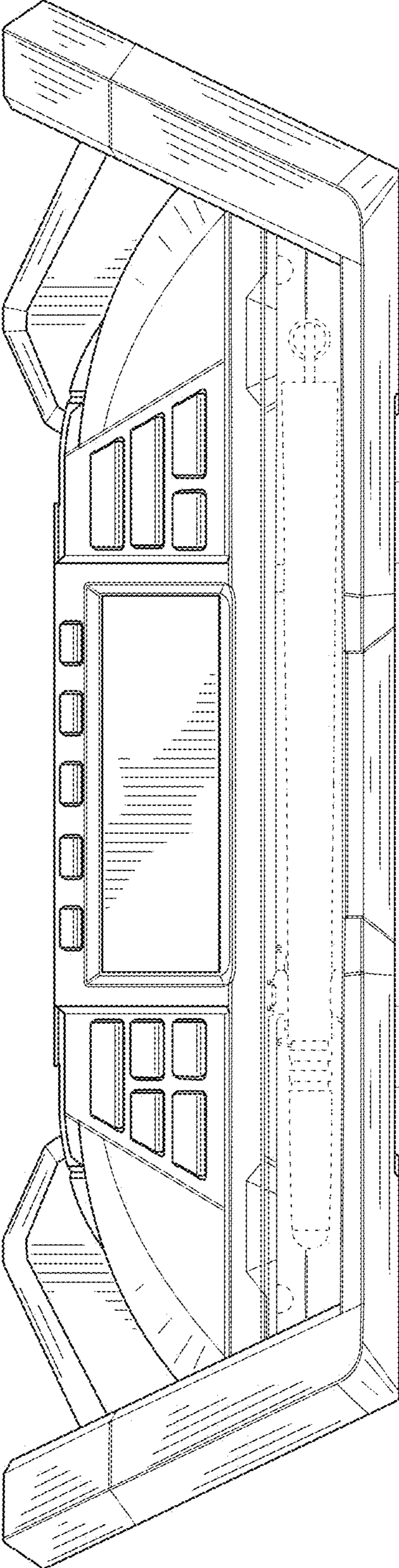


FIG. 4

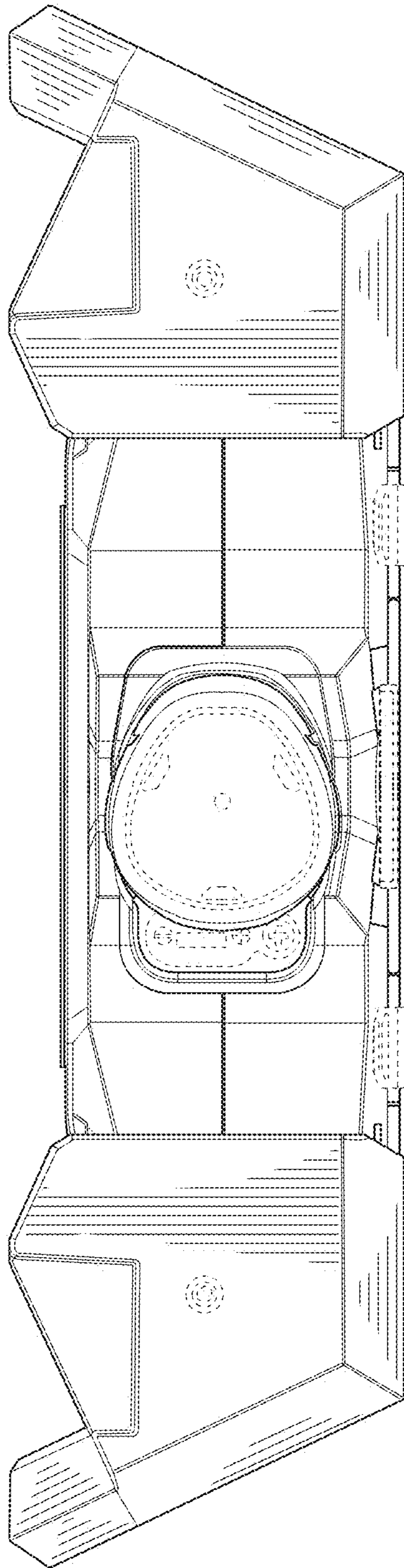


FIG. 5

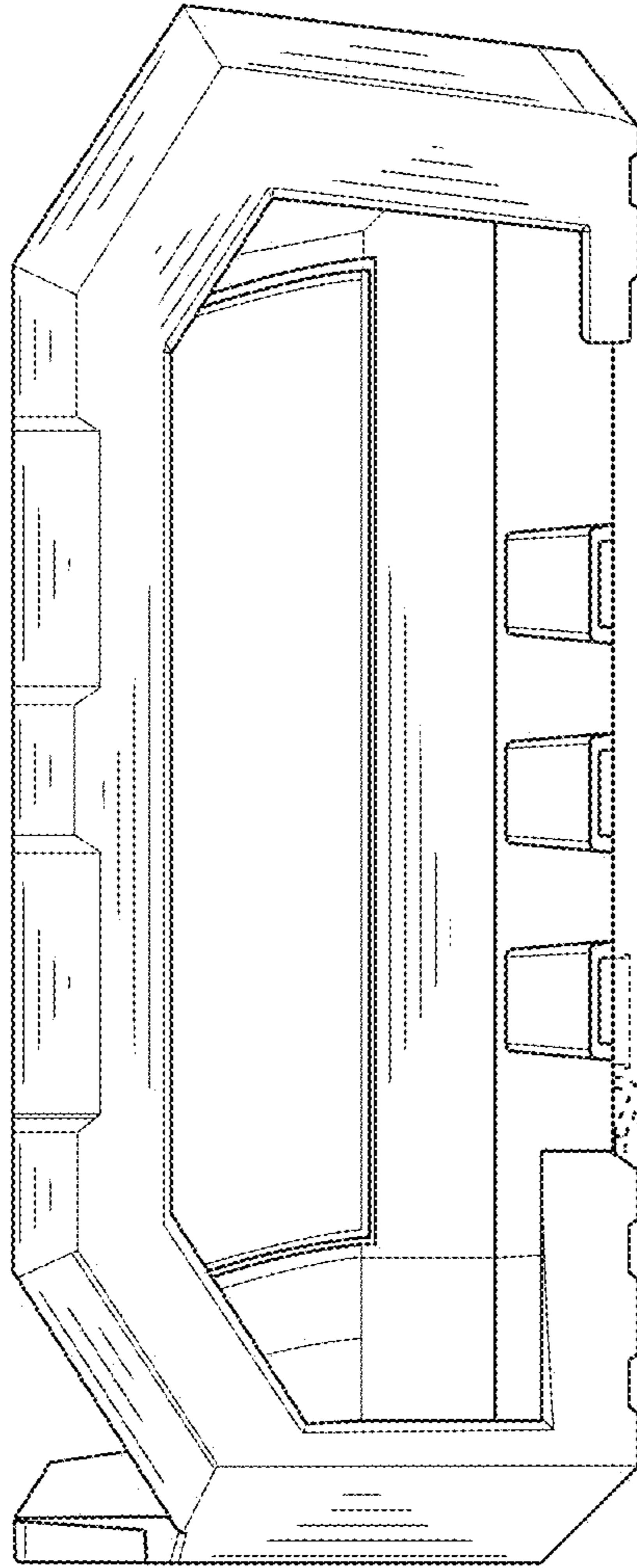
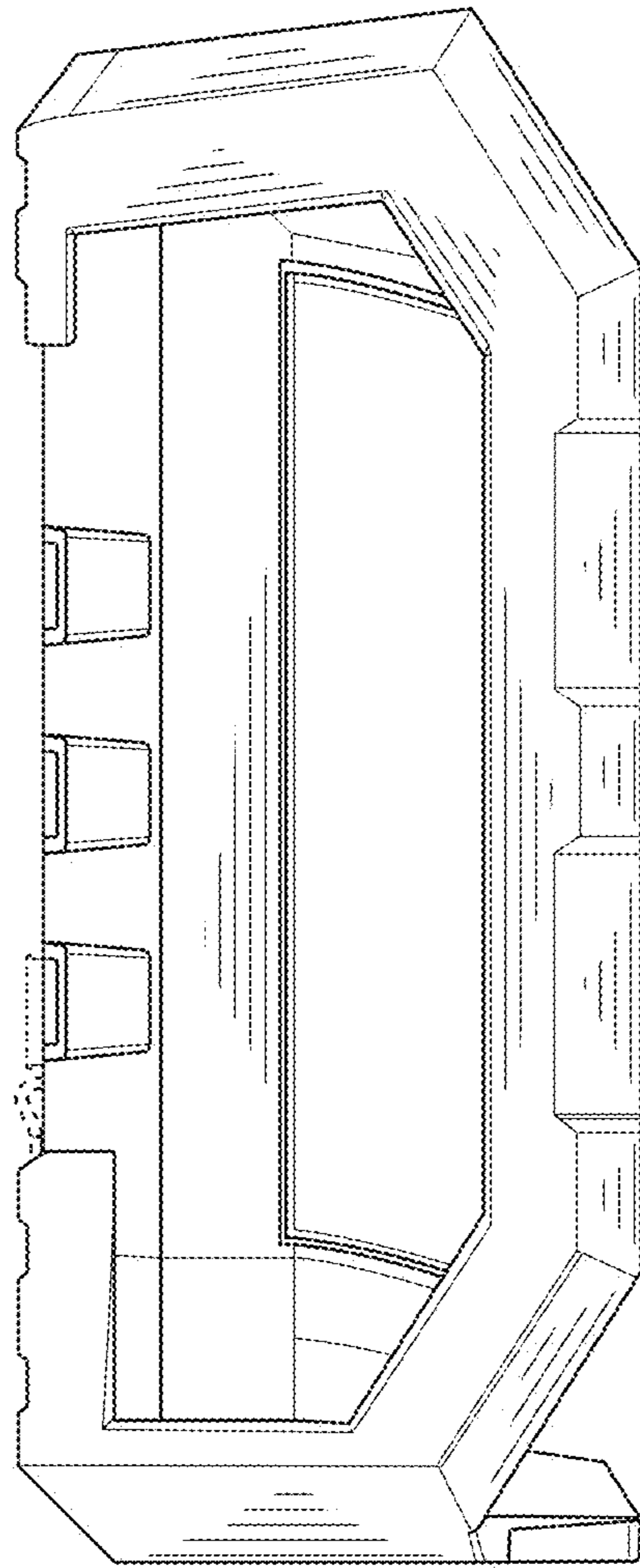


FIG. 6



**FIG. 7**