



US00D723427S

(12) **United States Design Patent**
Takei et al.

(10) **Patent No.:** **US D723,427 S**
(45) **Date of Patent:** **** Mar. 3, 2015**

- (54) **MOTOR VEHICLE AND/OR TOY REPLICA THEREOF**
- (71) Applicants: **Tatsuya Takei**, Toyota (JP); **Pansoo Kwon**, Okazaki (JP); **Satoru Sugimoto**, Toyota (JP)
- (72) Inventors: **Tatsuya Takei**, Toyota (JP); **Pansoo Kwon**, Okazaki (JP); **Satoru Sugimoto**, Toyota (JP)
- (73) Assignee: **Toyota Jidosha Kabushiki Kaisha** (JP)
- (**) Term: **14 Years**
- (21) Appl. No.: **29/481,203**
- (22) Filed: **Feb. 3, 2014**
- (30) **Foreign Application Priority Data**

Aug. 9, 2013 (JP) 2013-018300

- (51) **LOC (10) Cl.** **12-08**
- (52) **U.S. Cl.**
USPC **D12/92**
- (58) **Field of Classification Search**
USPC D12/86, 90-92; D21/421, 433, 434;
296/181.1, 181.5
See application file for complete search history.

(56) **References Cited**

U.S. PATENT DOCUMENTS

D561,645 S *	2/2008	Kim et al.	D12/92
D599,708 S *	9/2009	Li et al.	D12/92
D603,297 S *	11/2009	Takahashi	D12/92
D606,901 S *	12/2009	Inukai et al.	D12/92
D611,388 S *	3/2010	Hogios et al.	D12/92
D612,296 S *	3/2010	Miyazaki et al.	D12/92
D612,299 S *	3/2010	Ito et al.	D12/92
D620,985 S *	8/2010	Mochizuki et al.	D12/92

D625,665 S *	10/2010	Kim et al.	D12/92
D629,718 S *	12/2010	Reichman et al.	D12/92
D630,555 S *	1/2011	Koshino et al.	D12/92
D632,223 S *	2/2011	Jacob et al.	D12/92
D638,334 S *	5/2011	Taniko et al.	D12/92
D648,655 S *	11/2011	Bischoff et al.	D12/92

OTHER PUBLICATIONS

Lexus, Lexus LF-CC Concept <http://www.netcarshow.com/lexus/2012-lf-cc_concept/>, available at least as early as May 16, 2013.
 Lexus, Lexus IS <<http://www.netcarshow.com/lexus/2014-is/>>, available at least as early as May 16, 2013.
 Infiniti, Emerg-E Concept (2012) <http://www.netcarshow.com/infiniti/2012-emerg-e_concept/>, available at least as early as May 16, 2013.

* cited by examiner

Primary Examiner — Melody N Brown

(74) *Attorney, Agent, or Firm* — SAIDMAN DesignLaw Group

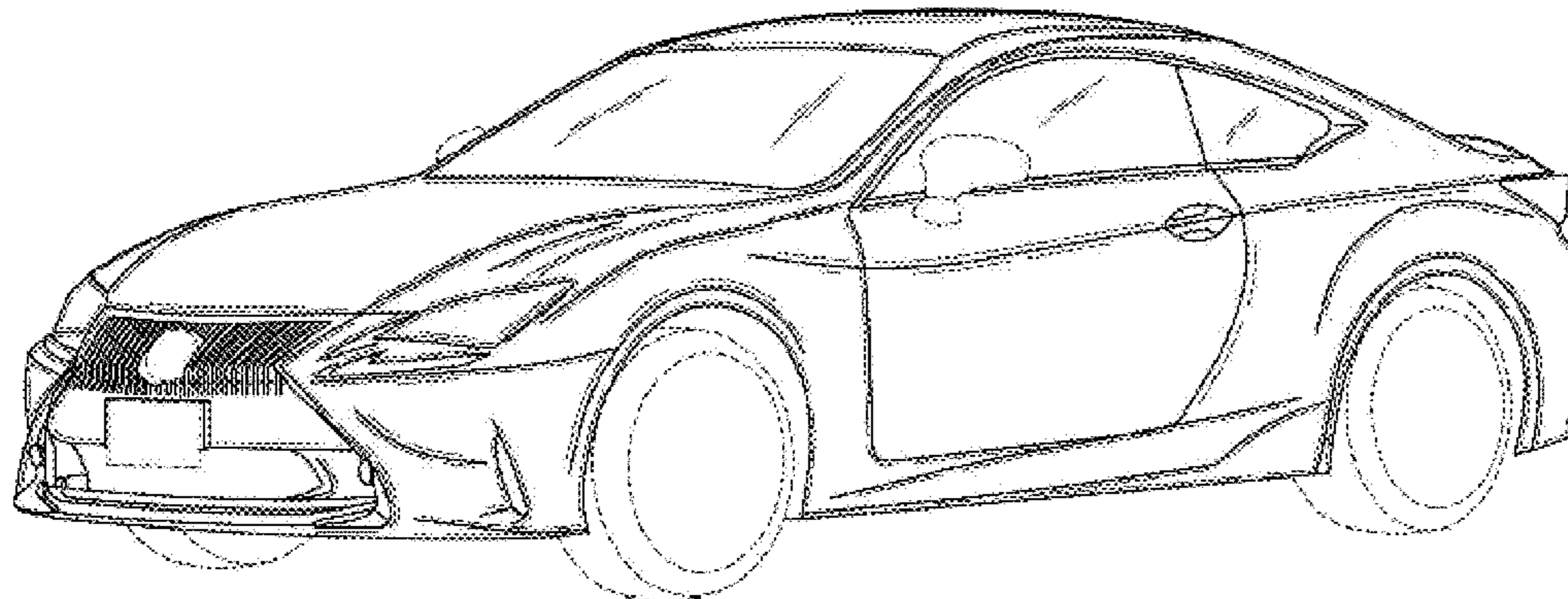
(57) **CLAIM**

The ornamental design for a motor vehicle and/or toy replica thereof, as shown and described.

DESCRIPTION

FIG. 1 is a front perspective view of a motor vehicle and/or toy replica thereof showing our new design;
 FIG. 2 is a rear perspective view thereof;
 FIG. 3 is a front view thereof;
 FIG. 4 is a rear view thereof;
 FIG. 5 is a top view thereof;
 FIG. 6 is a left side view thereof; and,
 FIG. 7 is a right side view thereof.
 The broken lines illustrate environmental structure and form no part of the claimed design.
 The drawings include surface shading that represents contour and not surface ornamentation.

1 Claim, 6 Drawing Sheets



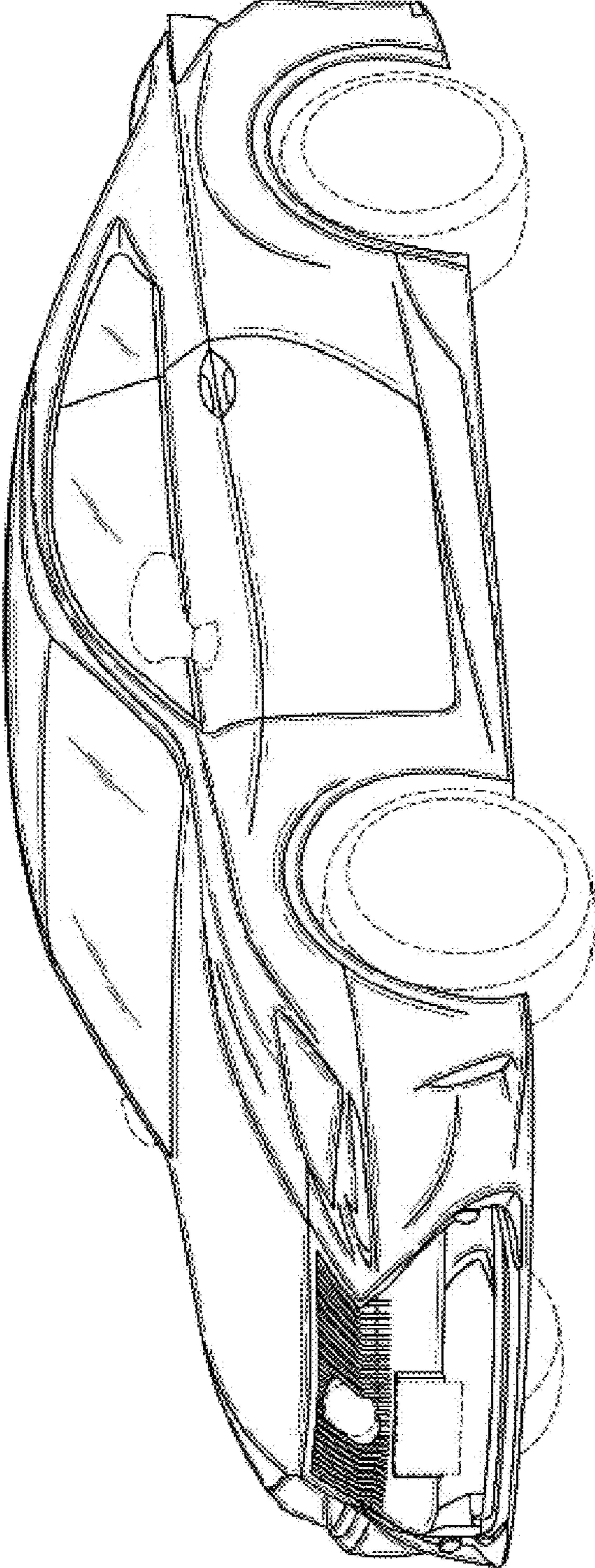


Fig. 1

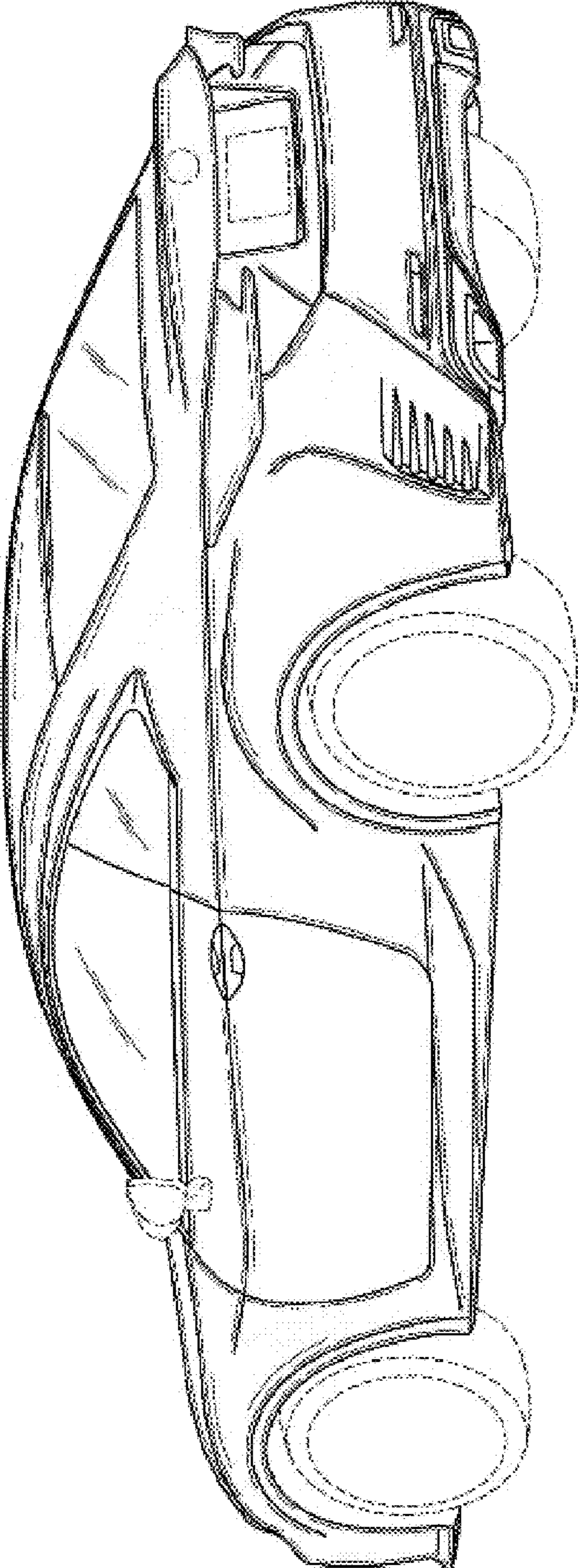


Fig. 2

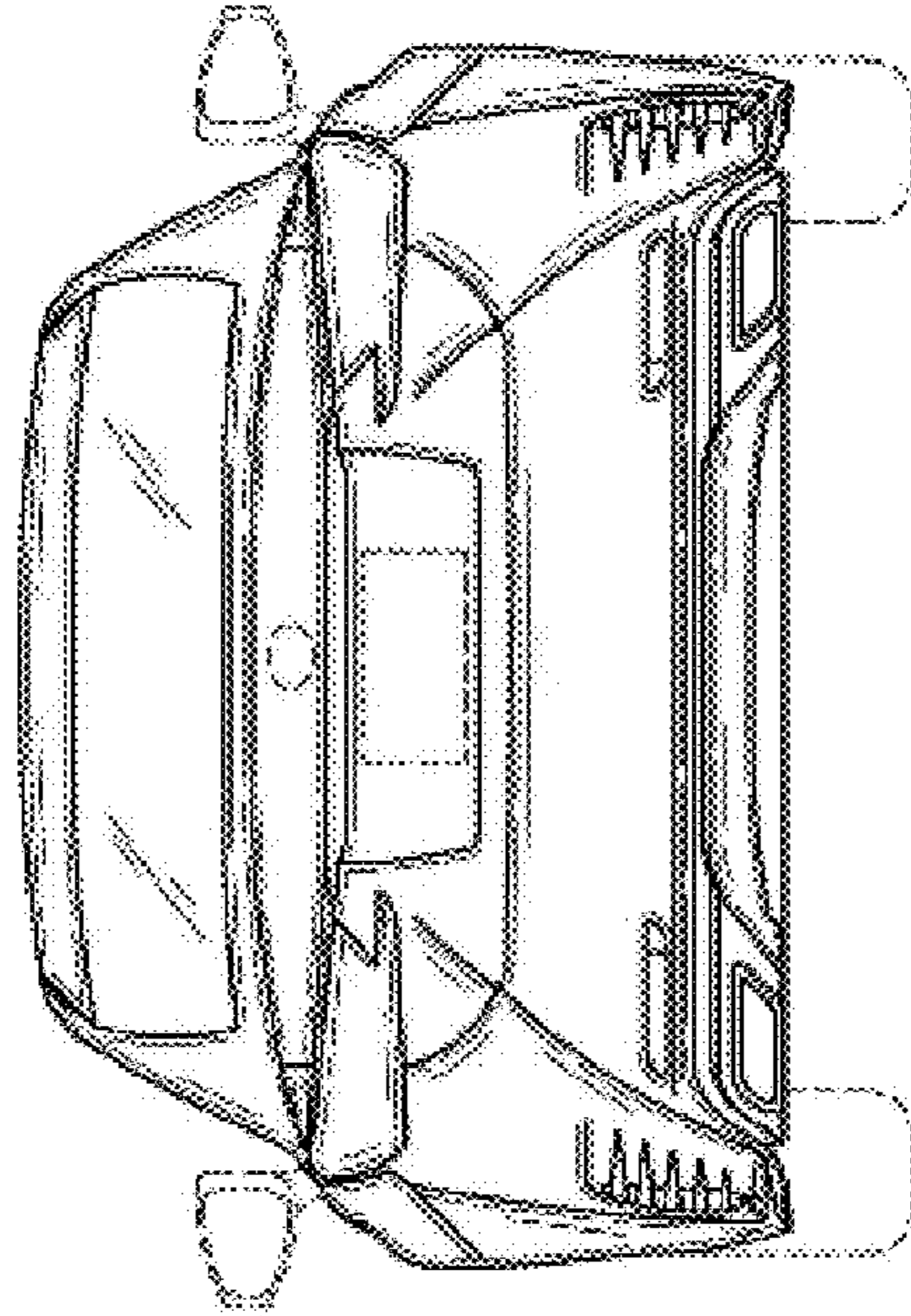


Fig. 4

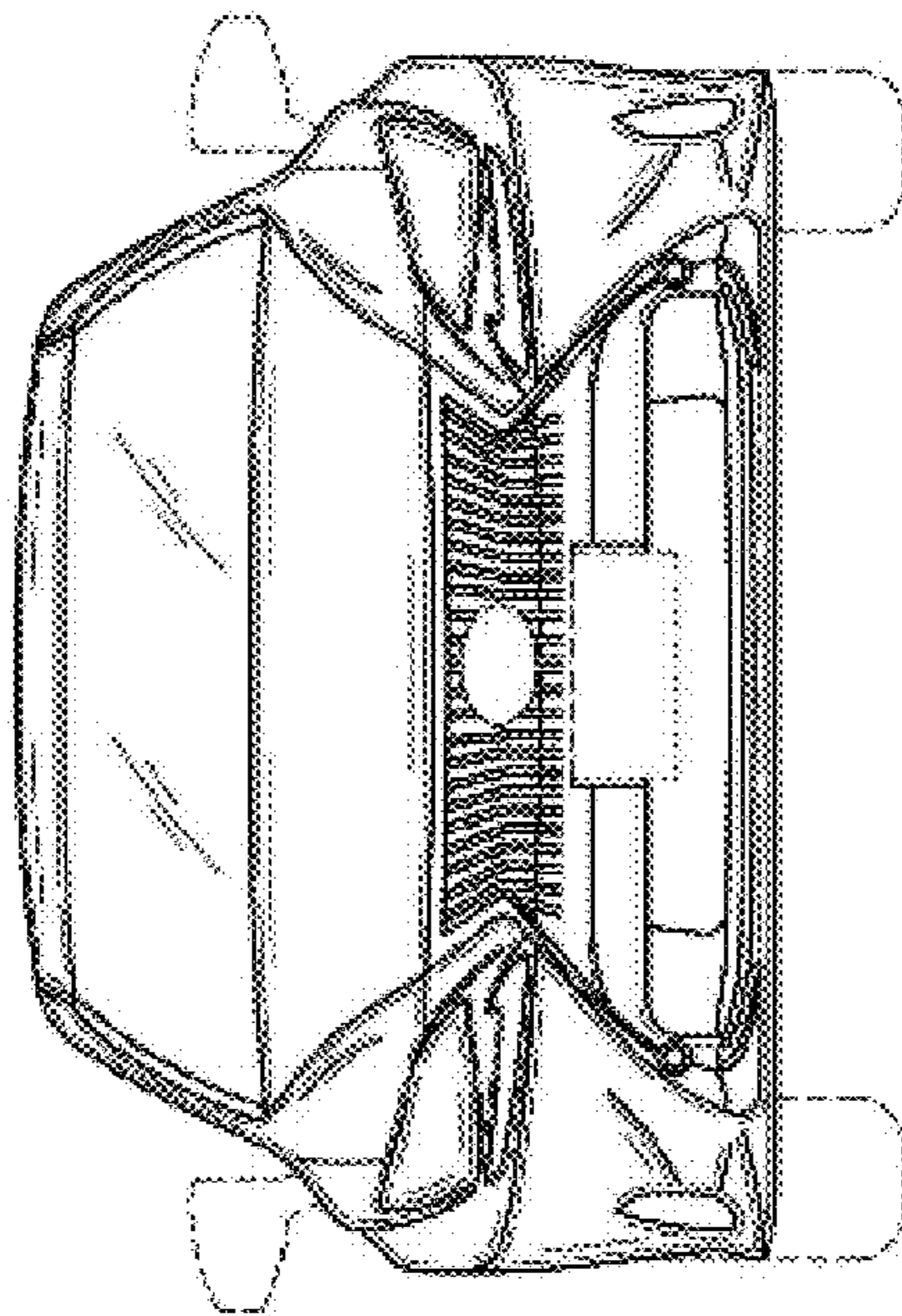


Fig. 3

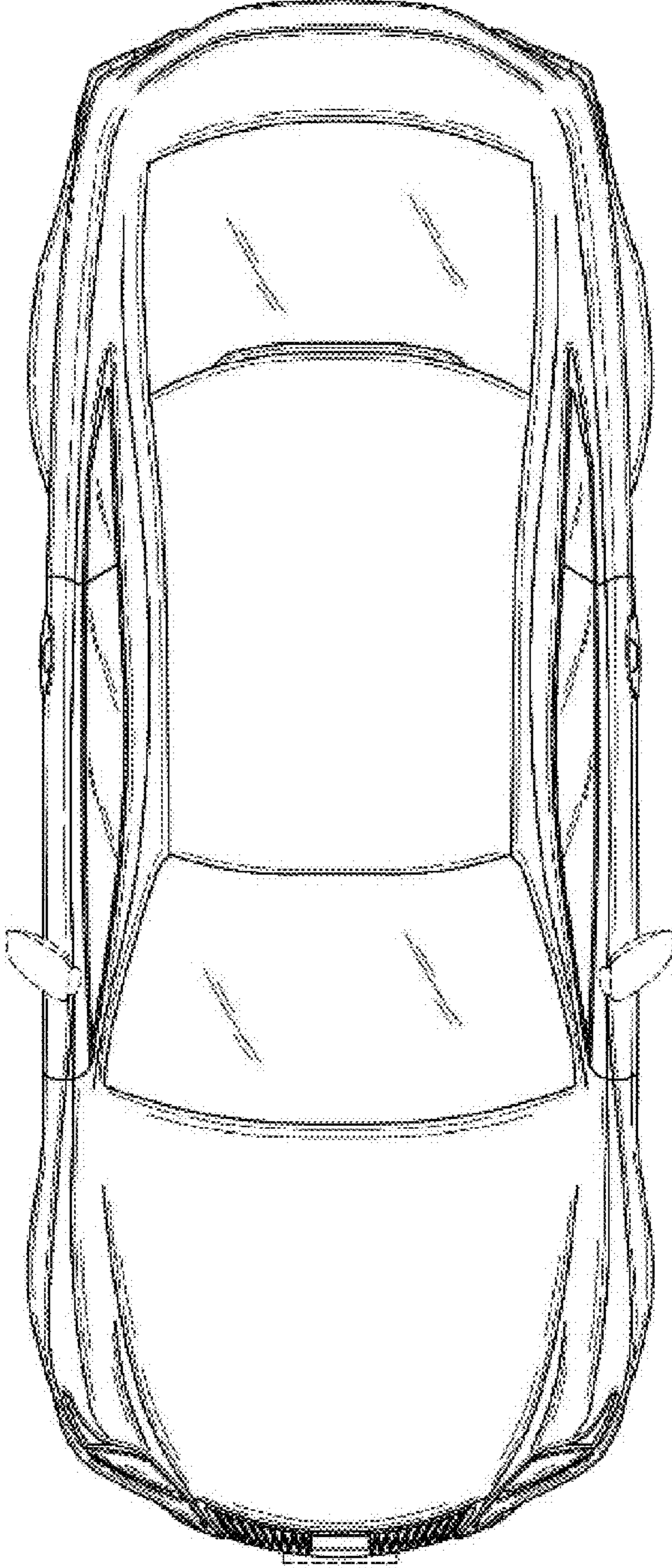


Fig. 5

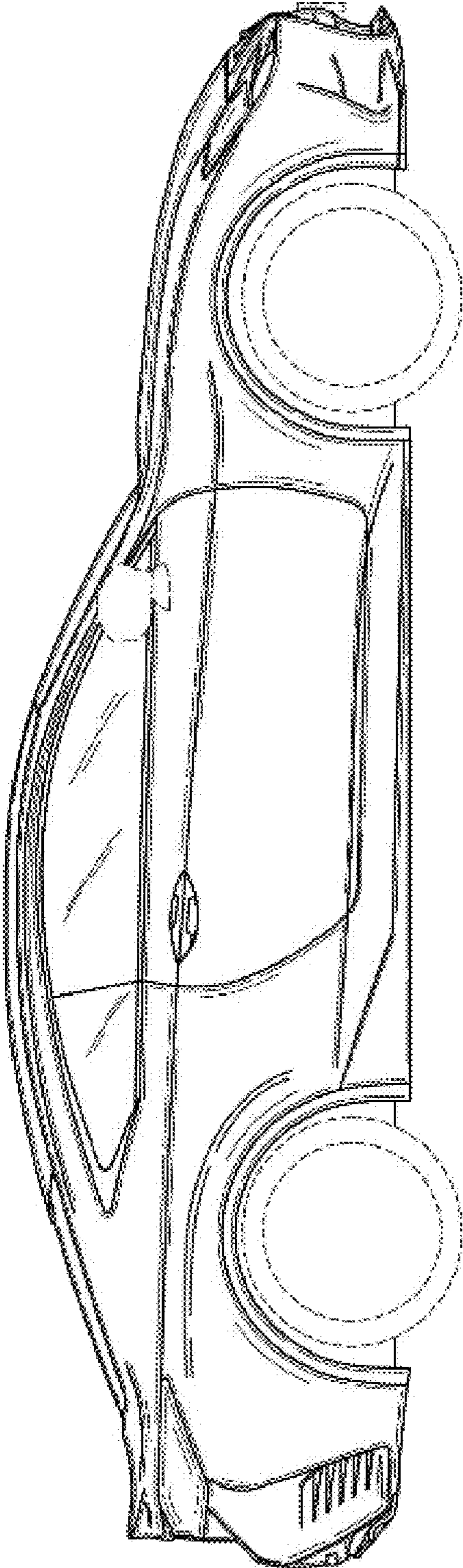


Fig. 6

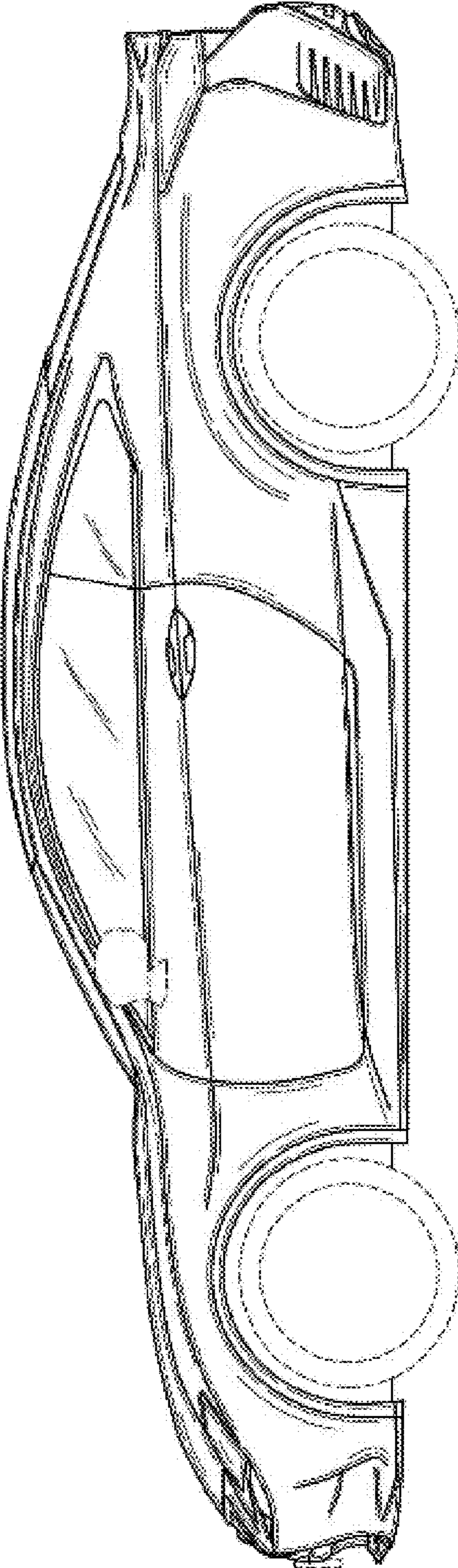


Fig. 7