



US00D723421S

(12) **United States Design Patent**  
**Rodormer**

(10) **Patent No.:** **US D723,421 S**  
(45) **Date of Patent:** **\*\* Mar. 3, 2015**

- (54) **PAIR OF MULTIPURPOSE ATTACHABLE BUCKLES**
- (71) Applicant: **Erika Kryn Rodormer**, Millburn, NJ (US)
- (72) Inventor: **Erika Kryn Rodormer**, Millburn, NJ (US)
- (73) Assignee: **Erika Rodormer**, Skaneateles, NY (US)
- (\*\*) Term: **14 Years**
- (21) Appl. No.: **29/442,040**
- (22) Filed: **Nov. 17, 2012**
- (51) **LOC (10) Cl.** ..... **02-07**
- (52) **U.S. Cl.**  
USPC ..... **D11/222; D11/218**
- (58) **Field of Classification Search**  
USPC ..... D11/200–237; D2/625–629, 976;  
24/614, 625, 650, 170, 178, 188,  
24/197–200; 224/163; 119/863; 450/86  
See application file for complete search history.

(56) **References Cited**

**U.S. PATENT DOCUMENTS**

D30,717 S *	5/1899	Smith	.....	D11/234
1,859,098 A *	5/1932	Lerma	.....	24/163 FC
2,538,938 A *	1/1951	Garay	.....	24/178
3,805,338 A *	4/1974	Krueger	.....	24/188
D344,471 S *	2/1994	Perrin et al.	.....	D11/233
D357,435 S *	4/1995	Cook	.....	D11/218
6,059,634 A *	5/2000	Fildan	.....	24/197
D471,132 S *	3/2003	Murata	.....	D11/218
D479,812 S *	9/2003	Calvani	.....	D11/234
D519,410 S *	4/2006	Luk	.....	D11/218
D571,550 S *	6/2008	Valle	.....	D2/976

D619,928 S *	7/2010	Bodino et al.	.....	D11/231
D626,450 S *	11/2010	Wong	.....	D11/218
D645,782 S *	9/2011	Nykoluk	.....	D11/218
D654,397 S *	2/2012	Wong	.....	D11/218
D673,880 S *	1/2013	Boothby et al.	.....	D11/218
D682,736 S *	5/2013	Ng	.....	D11/234
D708,549 S *	7/2014	Kao	.....	D11/234

\* cited by examiner

*Primary Examiner* — T. Chase Nelson  
*Assistant Examiner* — Mark Cavanna

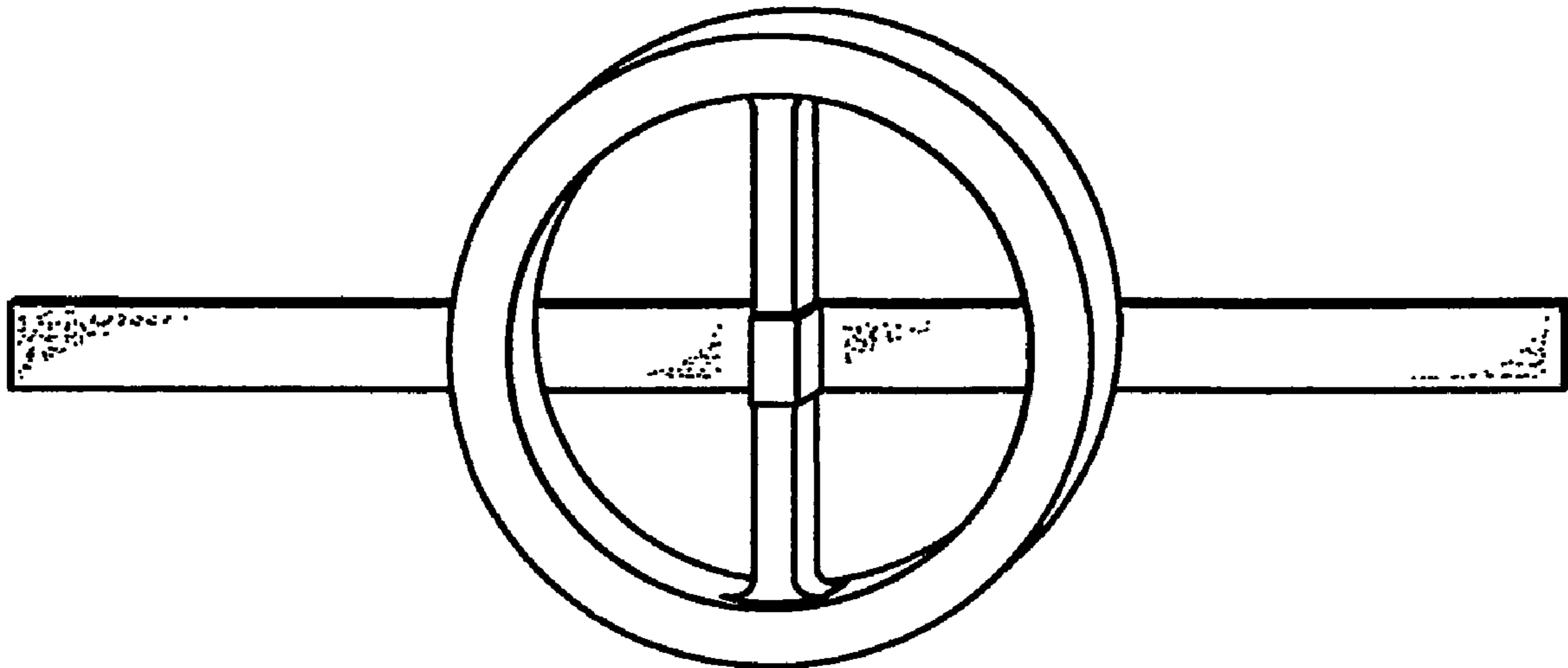
(57) **CLAIM**

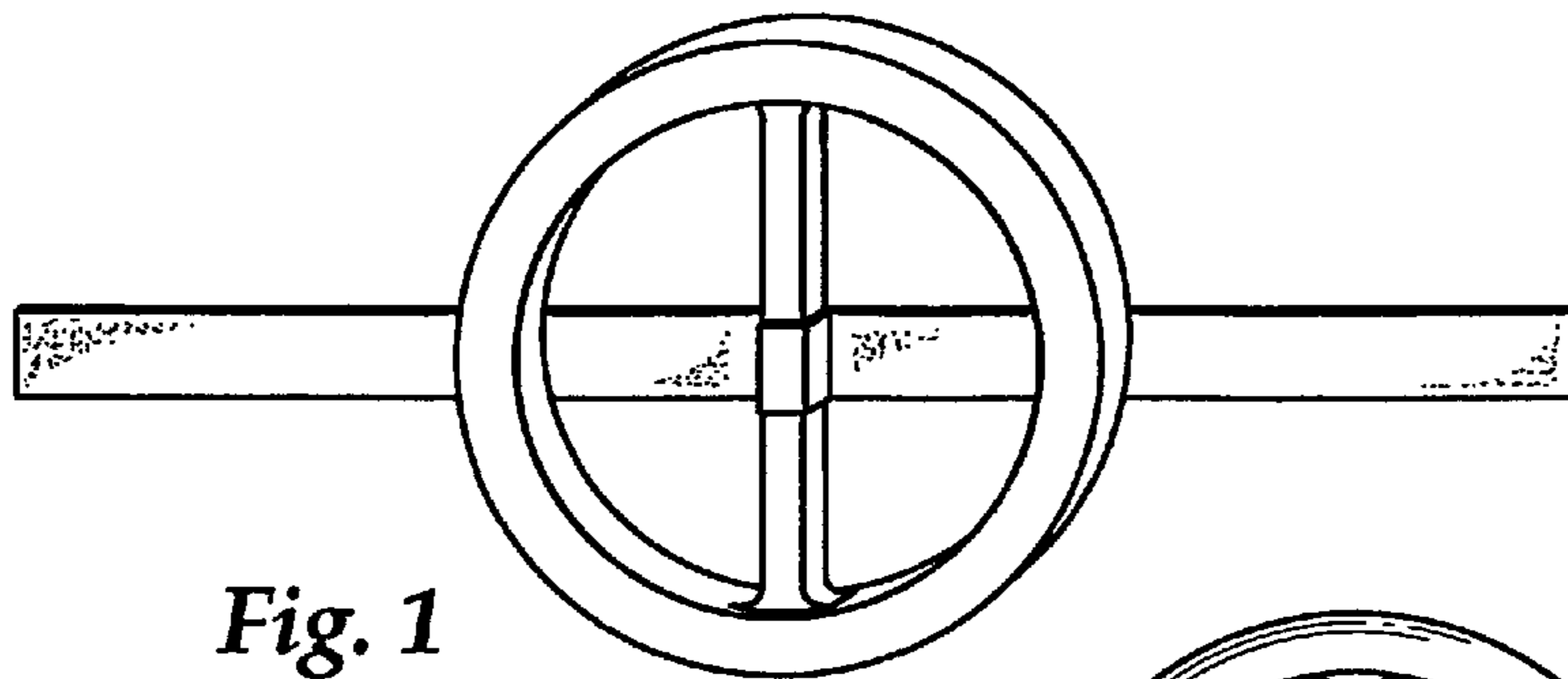
The ornamental design for a pair of multipurpose attachable buckles, as shown and described.

**DESCRIPTION**

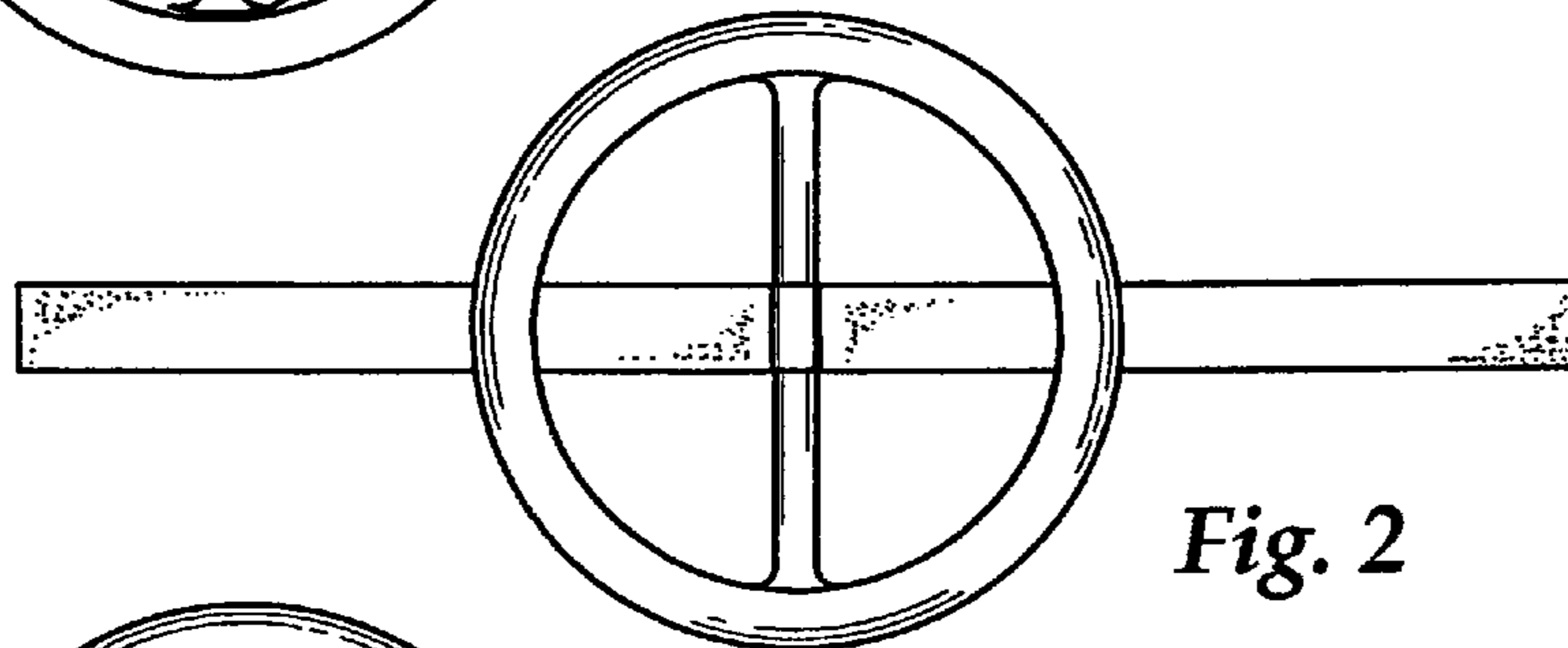
FIG. 1 is a perspective view of a singular buckle shown separately for clarity of illustration of a pair of multipurpose attachable buckles with the fastener portion shown in an open position showing my new design;  
 FIG. 2 is a front plan view thereof;  
 FIG. 3 is a rear plan view thereof, which is a mirror image of all side views thereof;  
 FIG. 4 is a top view thereof, which is a mirror image of the bottom view thereof;  
 FIG. 5 is a left view thereof;  
 FIG. 6 is a right view thereof;  
 FIG. 7 is a right view of a singular buckle shown separately for clarity of illustration of a pair of multipurpose attachable buckles, with the fastener portion shown in a closed position; and,  
 FIG. 8 is a view of a stroller and blanket with the pair of multipurpose attachable buckles on the stroller holding the blanket. The stroller and blanket are shown in dotted lines for illustrative purposes only and forms no part of the claimed design.

**1 Claim, 2 Drawing Sheets**

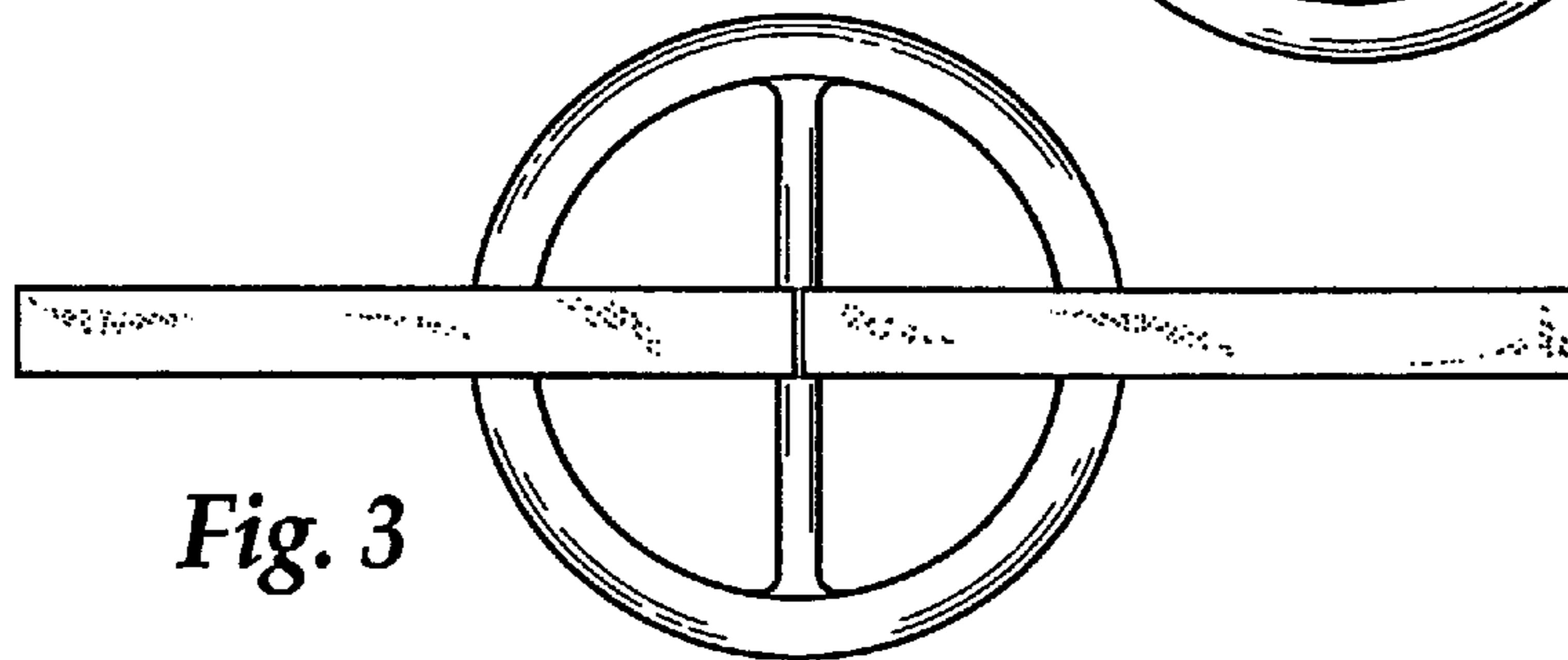





*Fig. 1*



*Fig. 2*




*Fig. 3*



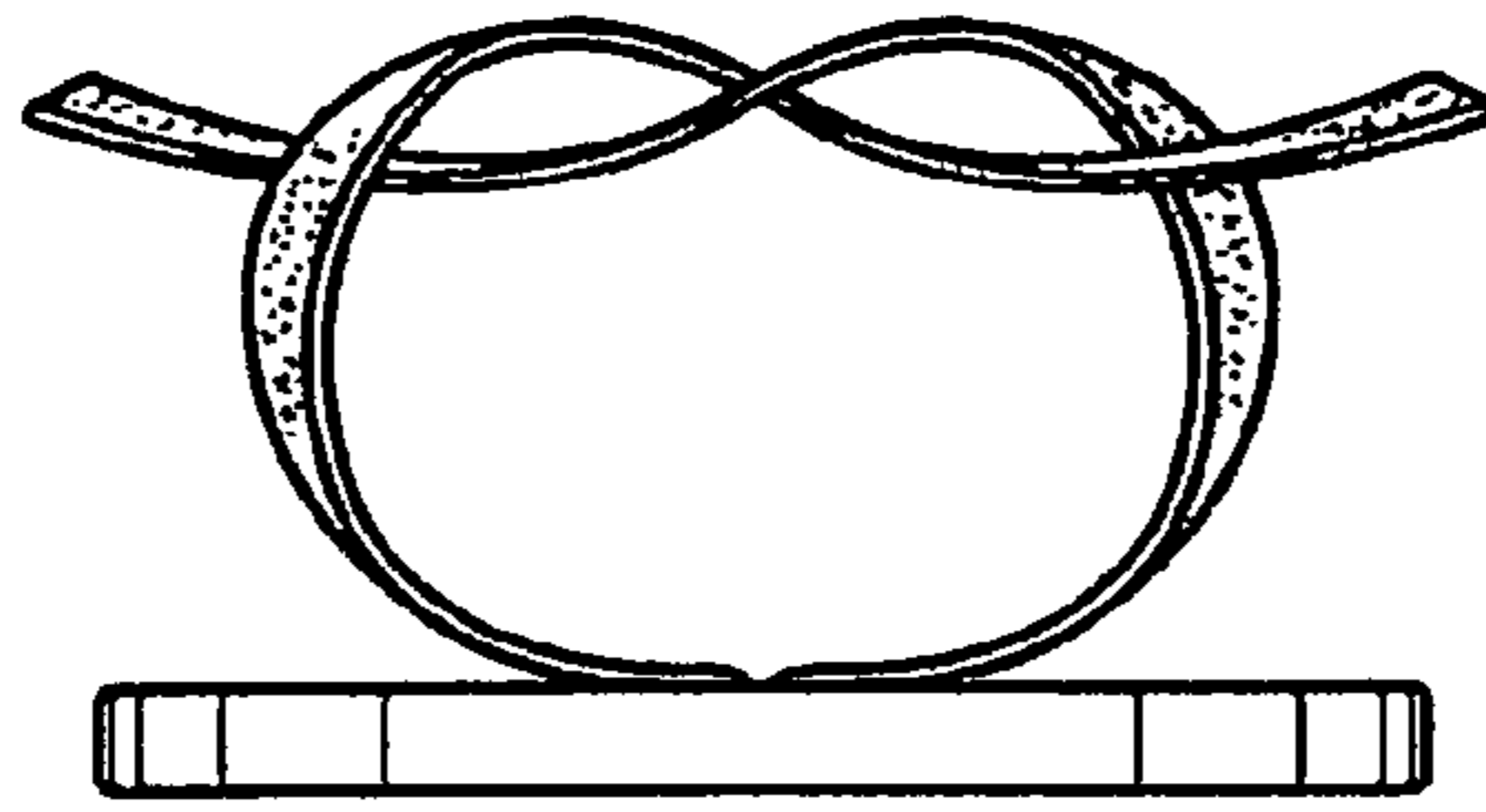
*Fig. 4*



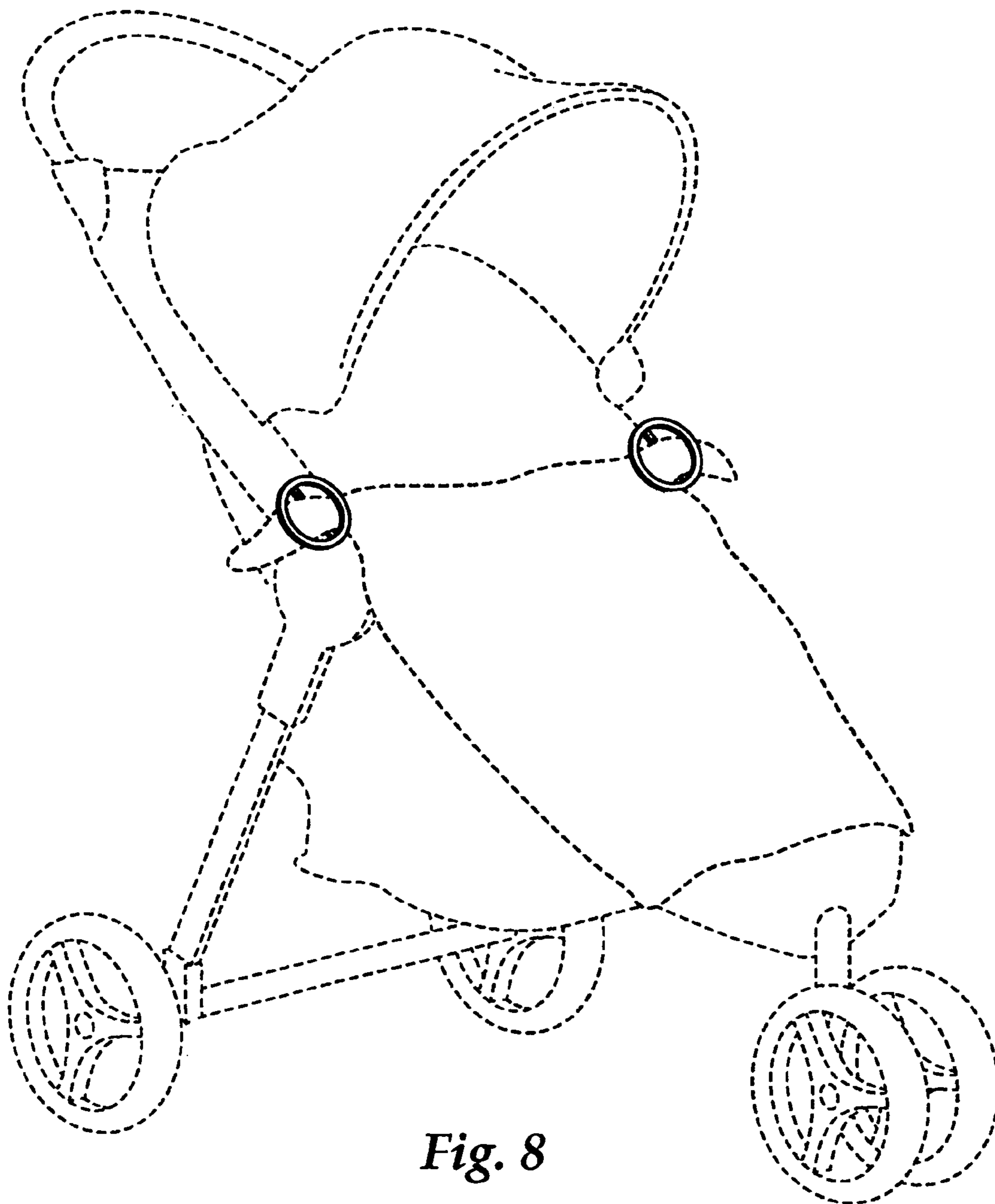
*Fig. 5*



*Fig. 6*



*Fig. 7*



*Fig. 8*