



US00D723408S

(12) **United States Design Patent**
Ruffieux et al.

(10) **Patent No.:** **US D723,408 S**
(45) **Date of Patent:** **** Mar. 3, 2015**

(54) **WATCH DIAL**

(71) Applicant: **Montblanc-Simplo GmbH**, Hamburg
(DE)

(72) Inventors: **Leila Ruffieux**, Neuchatel (CH); **Valerie Antifora**, La Chaux-de-Fonds (CH);
Paulo Carvalho, Courtetelle (CH)

(73) Assignee: **Montblanc-Simplo GmbH**, Hamburg
(DE)

(**) Term: **14 Years**

(21) Appl. No.: **29/496,928**

(22) Filed: **Jul. 18, 2014**

(30) **Foreign Application Priority Data**

Jan. 20, 2014 (WO) DM/082 659

(51) **LOC (10) Cl.** **10-07**

(52) **U.S. Cl.**
USPC **D10/126**

(58) **Field of Classification Search**
CPC G04B 19/06; G04B 19/08; G04B 19/10;
G04B 19/106; G04B 19/025
USPC D10/123–126, 30–39; 368/223, 228,
368/232, 28
See application file for complete search history.

(56) **References Cited**

U.S. PATENT DOCUMENTS

D131,628 S * 3/1942 Heinmuller D10/124
5,177,712 A * 1/1993 Kakizawa 368/28

5,943,299 A * 8/1999 Genta 368/28
D519,854 S * 5/2006 Modolo D10/32
D526,923 S * 8/2006 Okaya D10/126
D576,905 S * 9/2008 Calvani D10/126
7,508,738 B2 * 3/2009 Meier et al. 368/64
D597,880 S * 8/2009 Behling D10/126
D616,782 S * 6/2010 Chastaingt D10/126
D620,826 S * 8/2010 Duport et al. D10/126
D664,879 S * 8/2012 Behling D10/126
D665,291 S * 8/2012 Behling D10/126
D667,748 S * 9/2012 Rabassa D10/126
D701,134 S * 3/2014 Cerrato D10/126
D706,650 S * 6/2014 Emch D10/39

* cited by examiner

Primary Examiner — Lucy Lieberman

(74) *Attorney, Agent, or Firm* — Krieg DeVault LLP

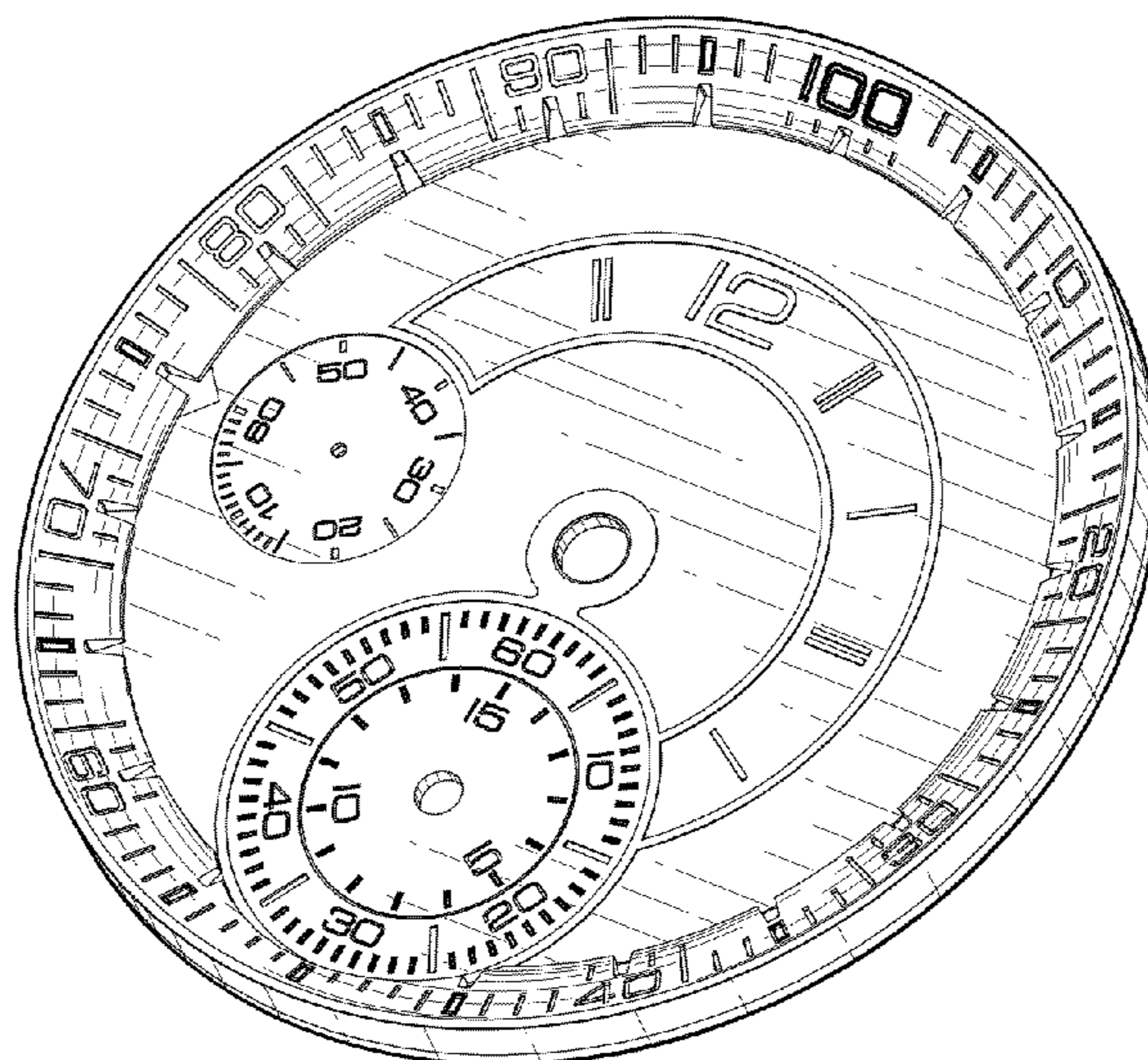
(57) **CLAIM**

The ornamental design for a watch dial, as shown and described.

DESCRIPTION

FIG. 1 is a front view of the watch dial of the present invention.
FIG. 2 is a rear view of the watch dial of FIG. 1.
FIG. 3 is a left-side view of the watch dial of FIG. 1.
FIG. 4 is a right-side view of the watch dial of FIG. 1.
FIG. 5 is a top view of the watch dial of FIG. 1.
FIG. 6 is a bottom view of the watch dial of FIG. 1; and,
FIG. 7 is front, right-side perspective view of the watch dial of FIG. 1.

1 Claim, 2 Drawing Sheets



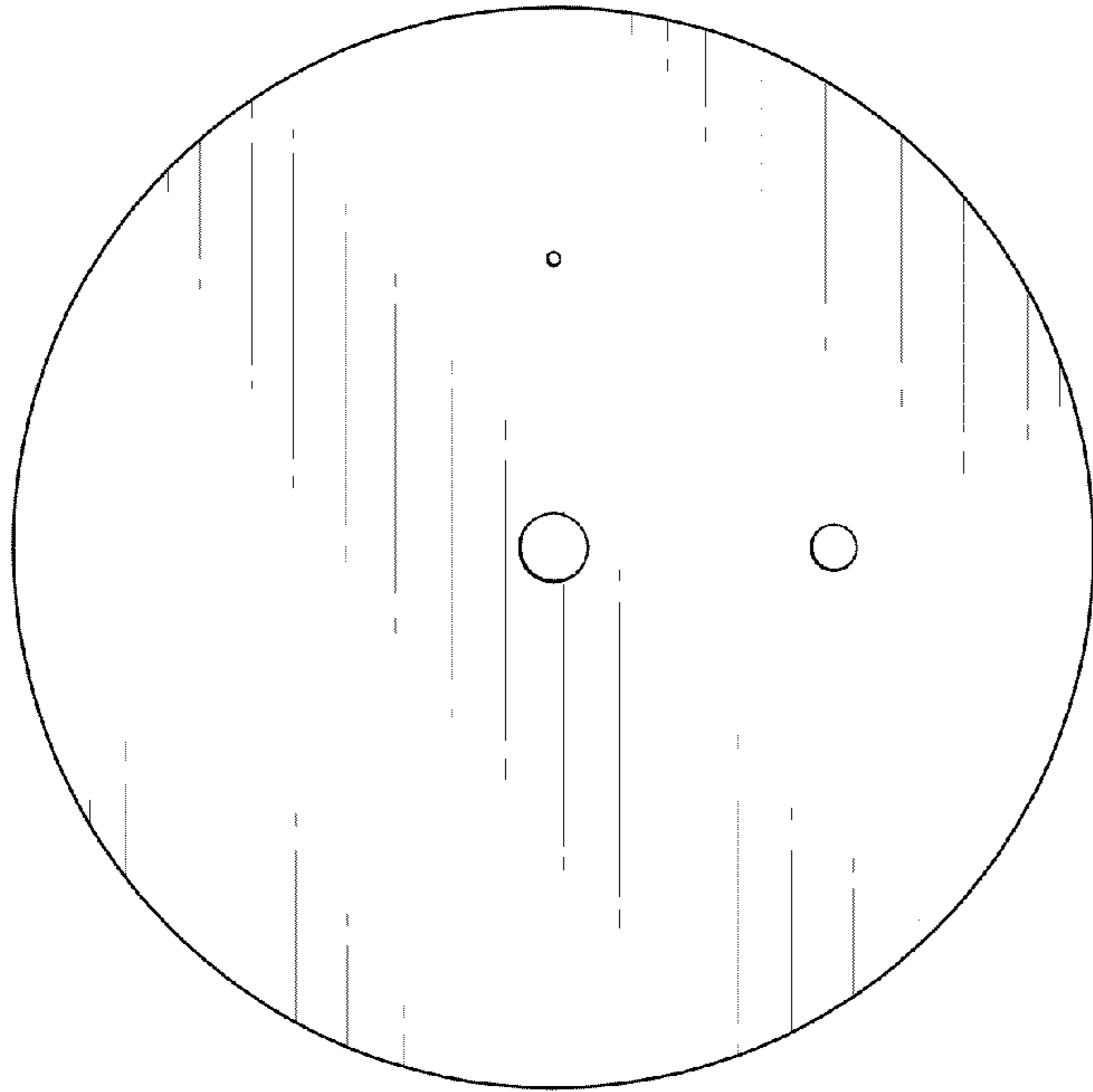


Fig. 2

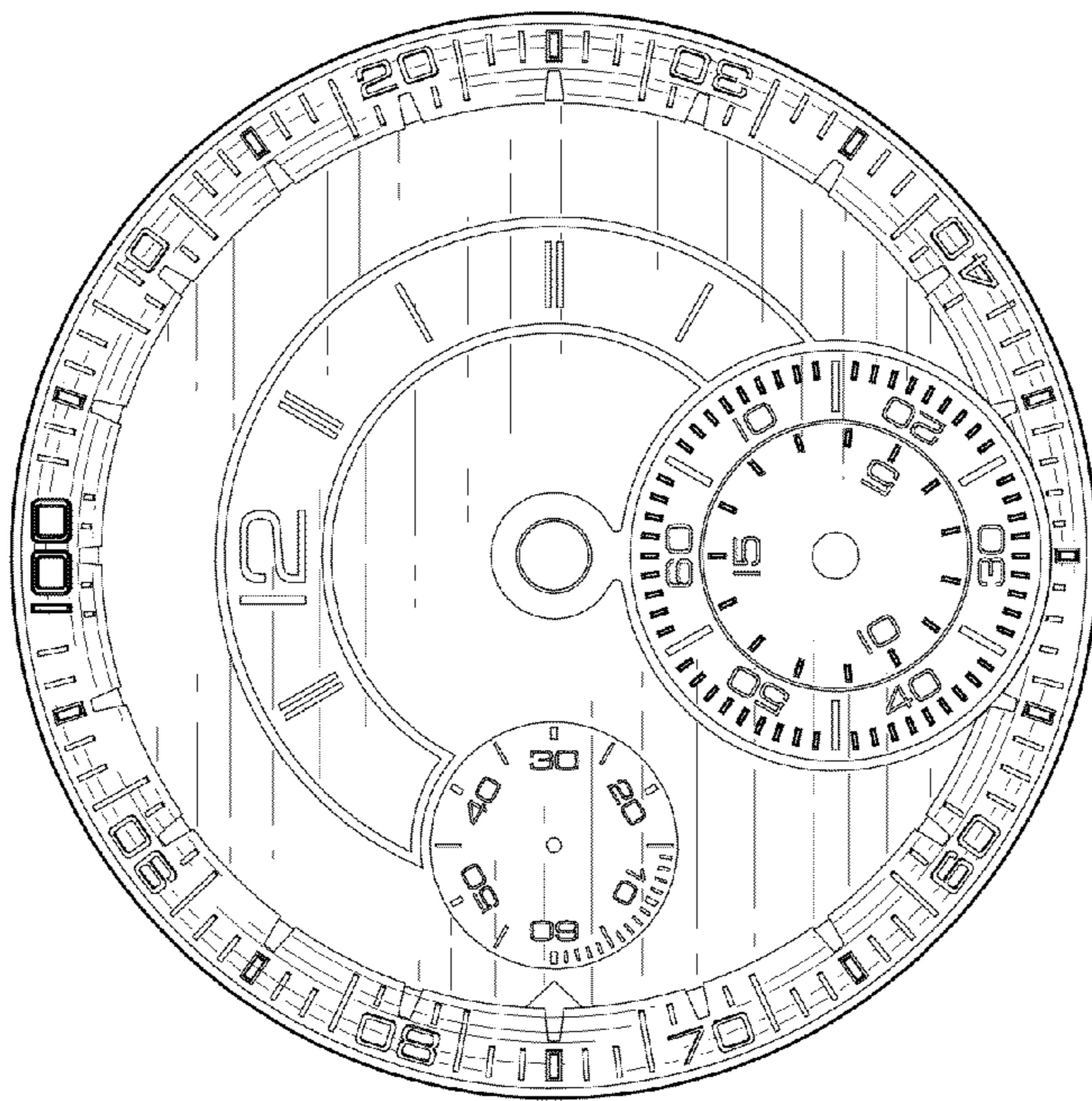


Fig. 1

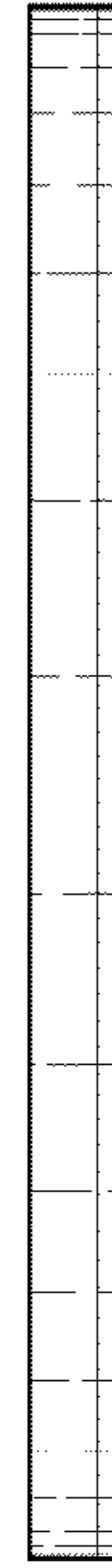


Fig. 4




Fig. 3



Fig. 6

Fig. 5

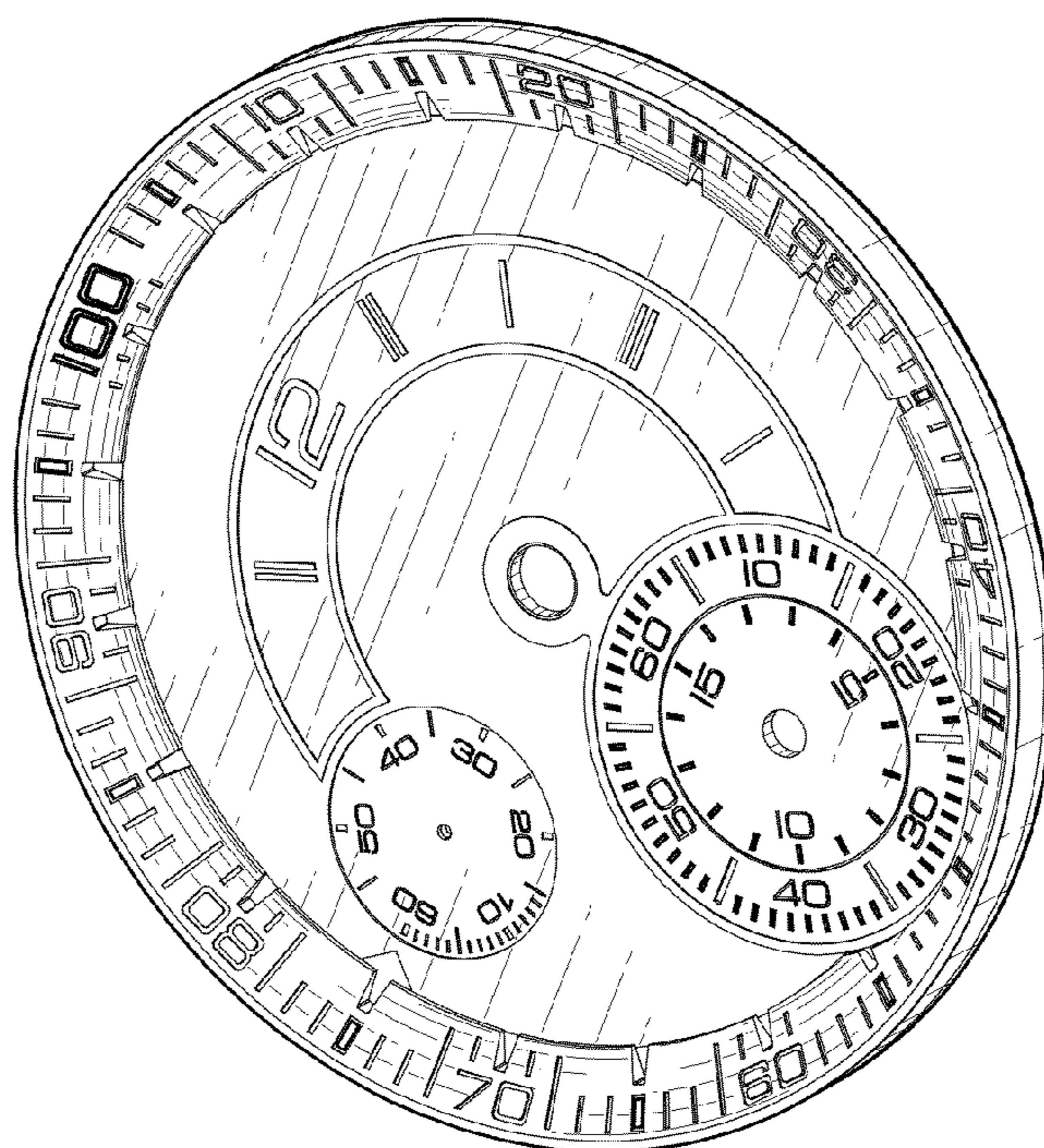


Fig. 7