



US00D723394S

(12) **United States Design Patent**  
**Beard**

(10) **Patent No.:** **US D723,394 S**  
(45) **Date of Patent:** **\*\* Mar. 3, 2015**

(54) **BEVERAGE CAN**

(71) Applicant: **Richard L. Beard**, Portland, ME (US)

(72) Inventor: **Richard L. Beard**, Portland, ME (US)

(\*\*) Term: **14 Years**

(21) Appl. No.: **29/445,370**

(22) Filed: **Feb. 11, 2013**

(51) **LOC (10) Cl.** ..... **09-01**

(52) **U.S. Cl.**  
USPC ..... **D9/776**

(58) **Field of Classification Search**  
USPC ..... D9/434, 435, 500, 502, 516, 530, 537,  
D9/539, 542, 549, 763-783; 215/381-385;  
220/660, 662, 669

See application file for complete search history.

(56) **References Cited**

**U.S. PATENT DOCUMENTS**

D202,002 S \* 8/1965 Douglas ..... D9/774  
D214,423 S \* 6/1969 Linn ..... D9/538  
D227,556 S \* 7/1973 Bagguley et al. .... D9/776

5,597,096 A \* 1/1997 Jeppesen et al. .... 222/498  
D379,151 S \* 5/1997 Stevens ..... D9/503  
D446,727 S \* 8/2001 Cummings ..... D9/530  
D538,657 S \* 3/2007 Webb et al. .... D9/500  
D605,060 S \* 12/2009 Reimer ..... D9/766  
D641,644 S \* 7/2011 George ..... D9/772

\* cited by examiner

*Primary Examiner* — Keli L Hill

(74) *Attorney, Agent, or Firm* — Patricia M. Mathers

(57) **CLAIM**

The ornamental design for a beverage can, as shown and described.

**DESCRIPTION**

FIG. 1 is a top perspective view of a beverage can, embodying my new design;  
FIG. 2 is an elevation view thereof;  
FIG. 3 is a top plan view thereof;  
FIG. 4 is a bottom plan view thereof; and,  
FIG. 5 is a bottom perspective view thereof.

**1 Claim, 4 Drawing Sheets**

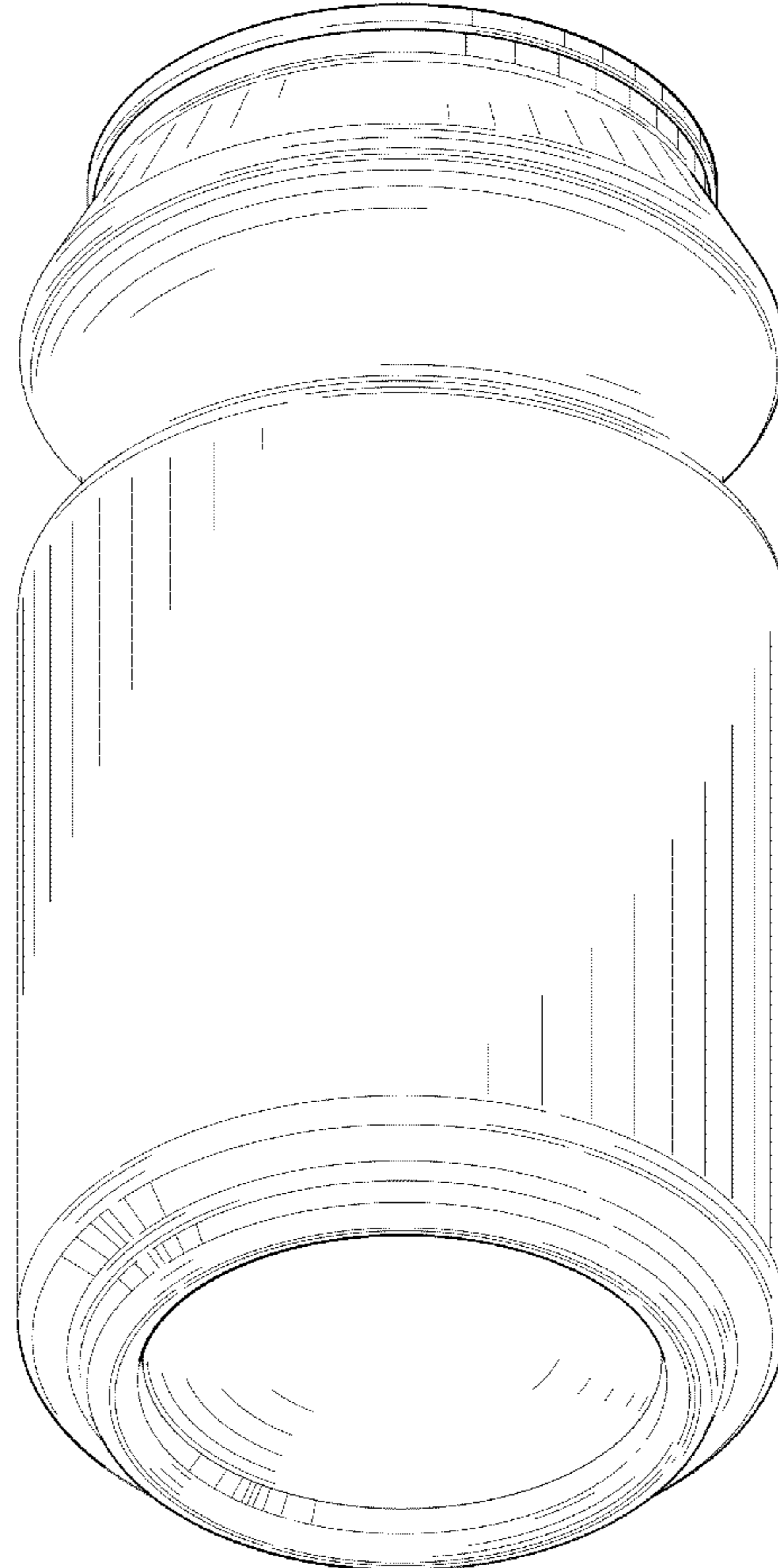





FIG. 1




FIG. 2

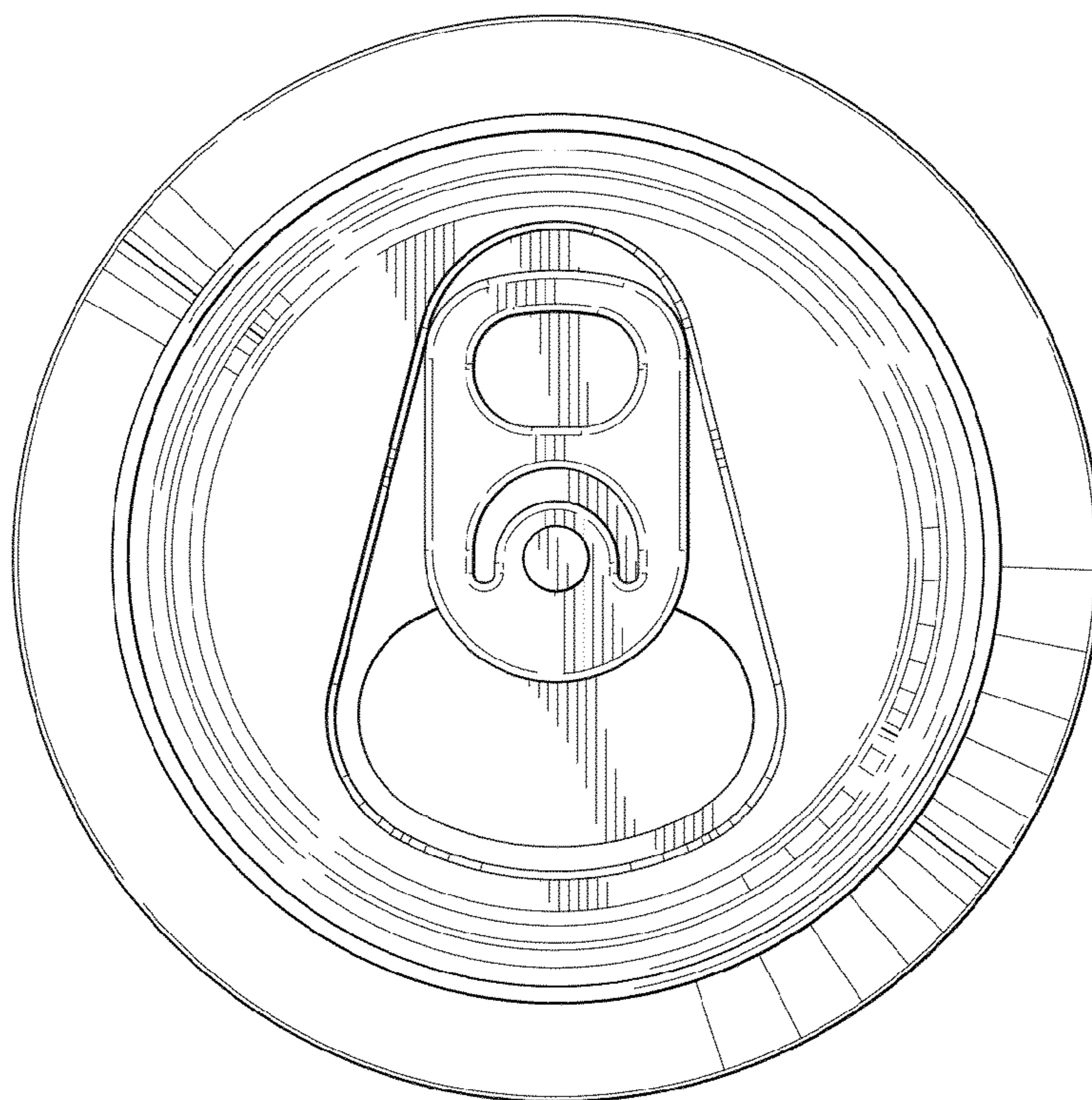


FIG. 3

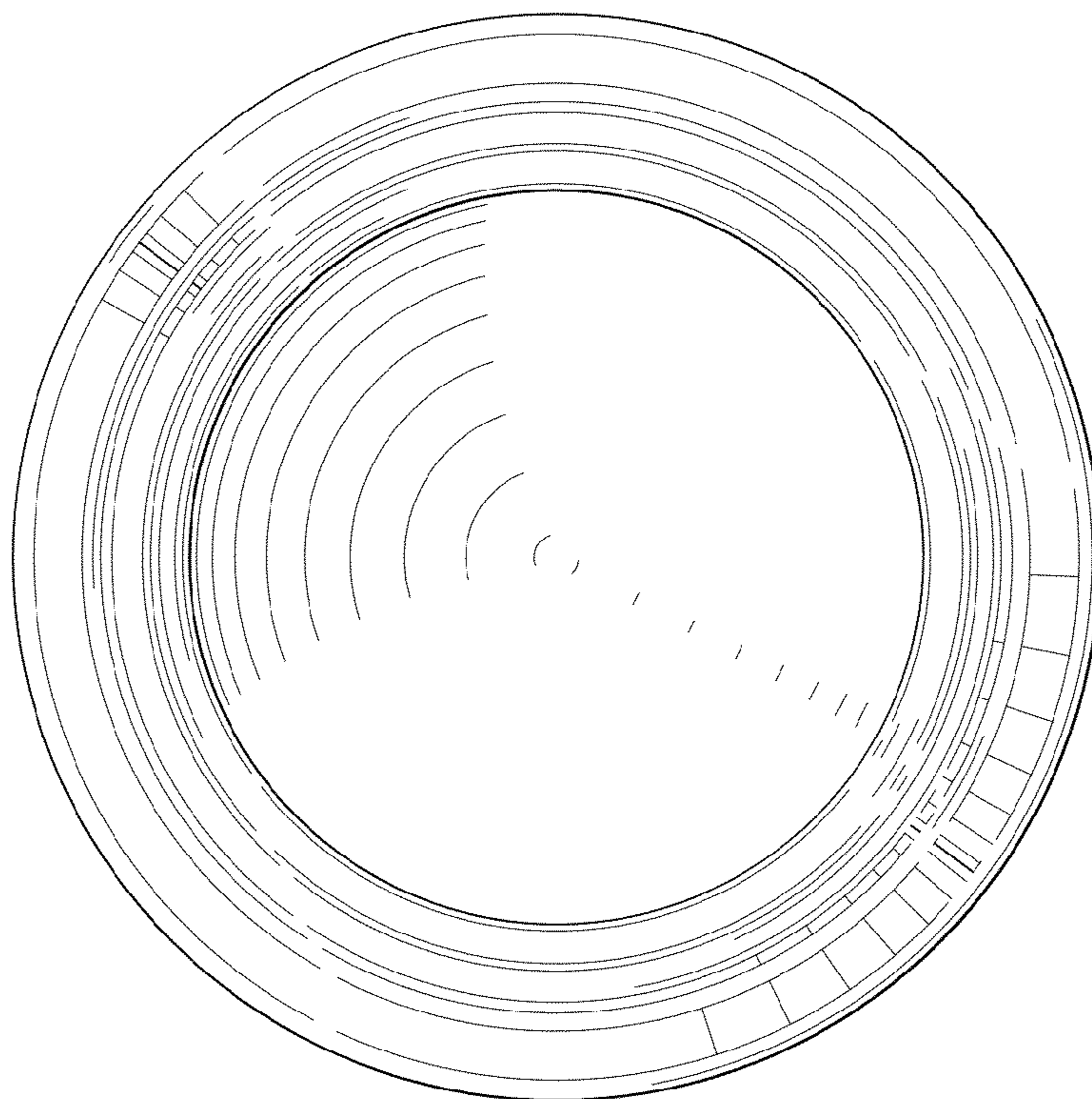


FIG. 4

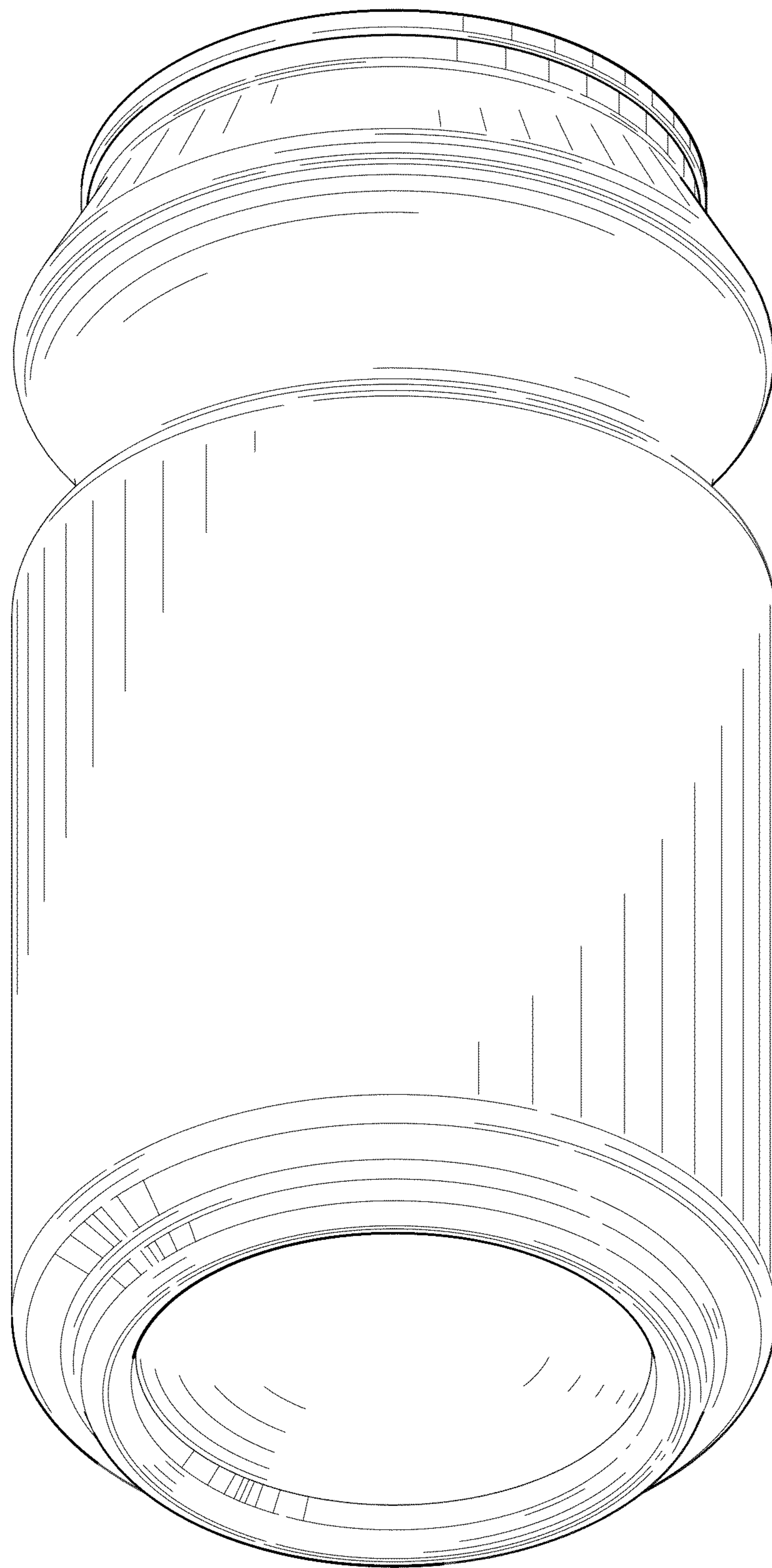


FIG. 5