



US00D723371S

(12) **United States Design Patent**  
**Laib et al.**

(10) **Patent No.:** **US D723,371 S**  
(45) **Date of Patent:** **\*\* Mar. 3, 2015**

- (54) **BOTTLE**
- (71) Applicant: **Owens-Brockway Glass Container Inc.**, Perrysburg, OH (US)
- (72) Inventors: **Douglas Laib**, Perrysburg, OH (US); **Raul M. Paredes**, Perrysburg, OH (US); **Megan Herman**, Toledo, OH (US); **Karl A. Reisig**, Maumee, OH (US); **Joseph J Balusik, III**, Ottawa Lake, MI (US)
- (73) Assignee: **Owens-Brockway Glass Container Inc.**
- (\*\*) Term: **14 Years**

D85,233 S	8/1931	Fuerst	
D187,246 S	2/1960	Barton, Jr. et al.	
D243,584 S	3/1977	Reynolds	
D257,427 S	10/1980	Cooke et al.	
D308,335 S	6/1990	Rubinoff	
D327,006 S	6/1992	Bostwick et al.	
D330,334 S	10/1992	Rusnock et al.	
D363,026 S	10/1995	Sillince et al.	
D364,347 S	11/1995	Sillince et al.	
D374,176 S	10/1996	Sillince et al.	
D427,908 S *	7/2000	Bae .....	D9/500
D430,803 S *	9/2000	Reis et al. ....	D9/500
D434,661 S	12/2000	Zambrano V.	
D449,785 S	10/2001	Guthrie et al.	
D450,243 S	11/2001	Toms et al.	

(Continued)

- (21) Appl. No.: **29/493,203**
- (22) Filed: **Jun. 6, 2014**
- (51) **LOC (10) Cl.** ..... **09-01**
- (52) **U.S. Cl.**  
USPC ..... **D9/500**
- (58) **Field of Classification Search**  
CPC ..... B65D 1/00; B65D 1/02; B65D 1/12;  
B65D 1/14; B65D 1/16; B65D 1/165; B65D  
23/00; B65D 81/00; B65D 2501/00; B65D  
2501/0009  
USPC ..... D9/500, 502-505, 516, 529, 530,  
D9/537-541, 544-545, 548-549, 558, 682,  
D9/685-686, 688-691, 715, 719, 724,  
D9/763-764, 772, 776-777; D7/300,  
D7/300.1, 598; D24/197; 215/379,  
215/381-383; 220/660, 662, 669, 670, 672,  
220/675  
See application file for complete search history.

**FOREIGN PATENT DOCUMENTS**

WO	DM/058299	*	9/2001
WO	DM/068307	*	8/2006

*Primary Examiner* — Ian Simmons  
*Assistant Examiner* — Dana L Meyrow

(57) **CLAIM**

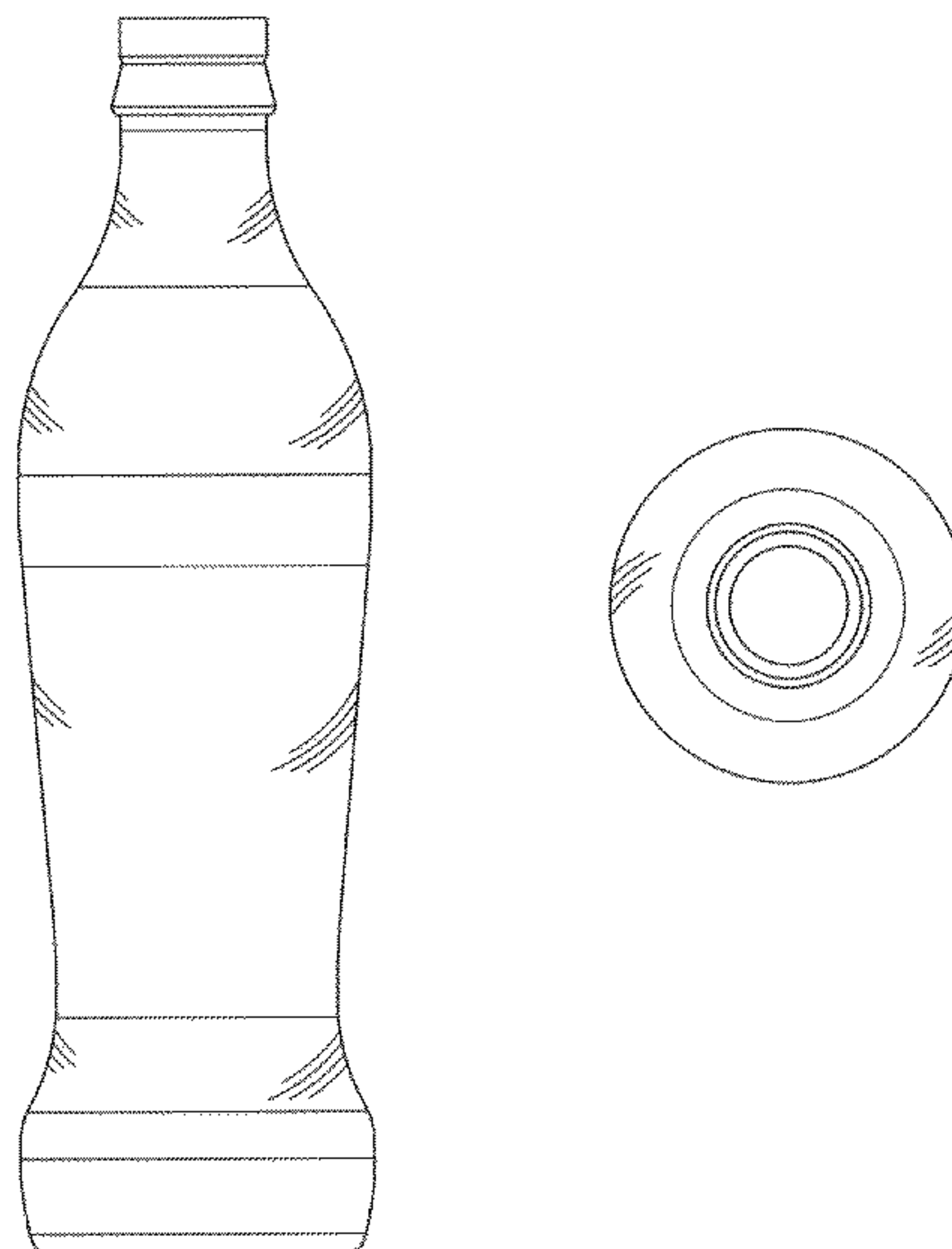
We claim an ornamental design for a bottle, as shown and described.

**DESCRIPTION**

FIG. 1 is a top perspective view of a bottle in accordance with our new design.  
FIG. 2 is a front elevational view of the bottle in FIG. 1.  
FIG. 3 is a top plan view of the bottle in FIGS. 1 and 2, the bottle bottom forming no part of the claimed design.  
FIG. 4 is a side elevational view of the bottle in FIGS. 1-3 taken from the right in FIG. 2.  
FIG. 5 is a side elevational view of the bottle in FIGS. 1-4 taken from the left in FIG. 2; and,  
FIG. 6 is a rear elevational view of the bottle in FIGS. 1-5.

**1 Claim, 3 Drawing Sheets**

- (56) **References Cited**  
U.S. PATENT DOCUMENTS  
D58,203 S 7/1917 Anderson  
D77,619 S 1/1928 Mas



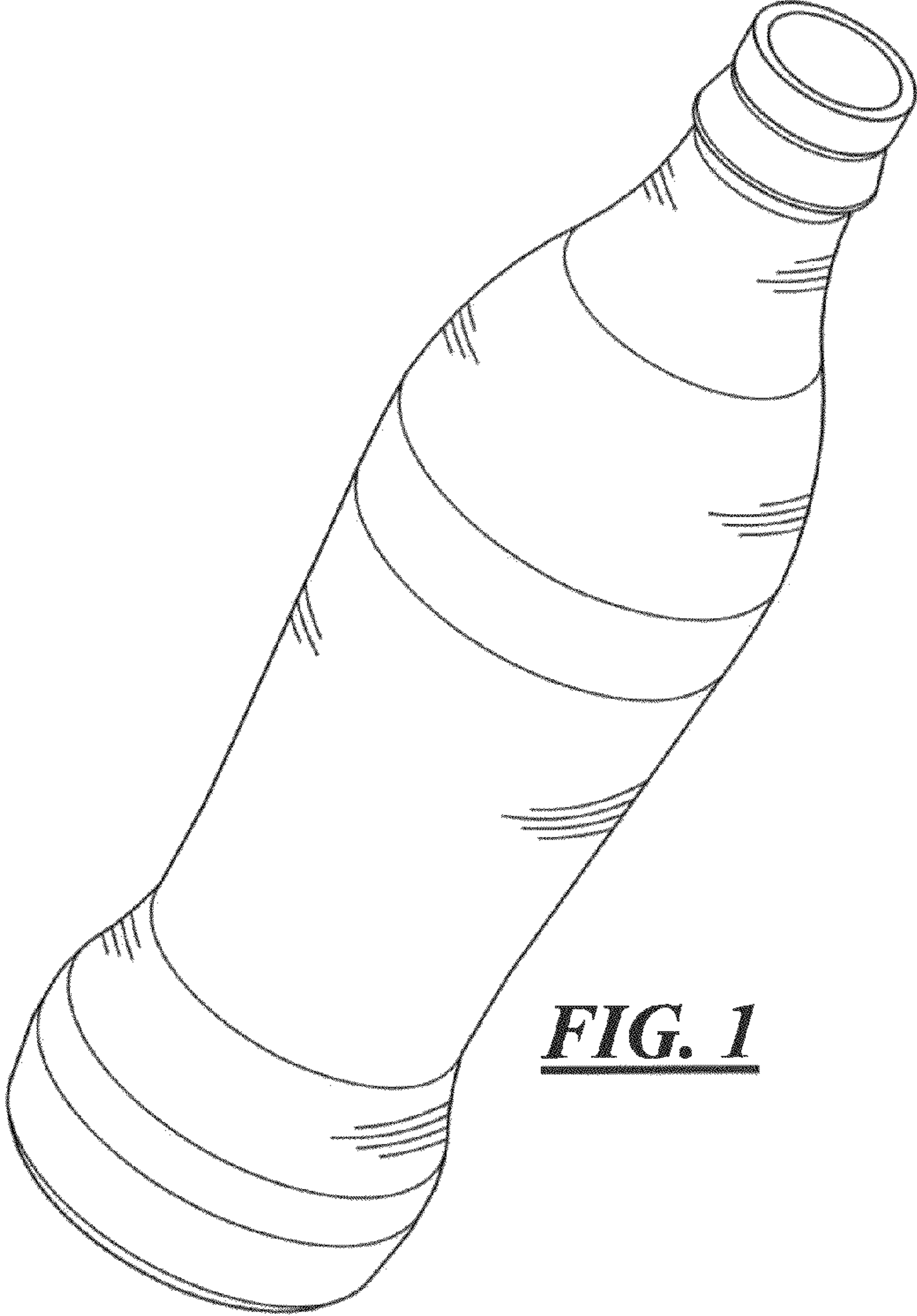
(56)

**References Cited**


U.S. PATENT DOCUMENTS

D462,620 S *	9/2002	Ashby .....	D9/550	D548,083 S *	8/2007	Bourne .....	D9/502
D473,469 S	4/2003	Claessen		D556,038 S	11/2007	Chupak	
D476,571 S	7/2003	Lince		D571,214 S	6/2008	Caszatt	
D484,415 S	12/2003	Hadtke et al.		D572,134 S *	7/2008	Bourne .....	D9/500
D497,549 S	10/2004	Maskell et al.		D582,774 S *	12/2008	Klemm et al. ....	D9/500
D522,366 S *	6/2006	Scott .....	D9/500	D630,513 S *	1/2011	Zoppas .....	D9/500
D525,870 S	8/2006	Allen et al.		D640,559 S *	6/2011	Llerena .....	D9/500
D528,000 S	9/2006	Davis et al.		D658,995 S	5/2012	Potts	
D531,903 S	11/2006	Haubien		D660,703 S *	5/2012	Barsoumian et al. ....	D9/500
D544,367 S	6/2007	Calderon-Bautista		D673,854 S	1/2013	James	
				D691,479 S *	10/2013	Bea et al. ....	D9/503
				D692,761 S *	11/2013	Staley .....	D9/500
				D694,626 S *	12/2013	Barsoumian et al. ....	D9/500

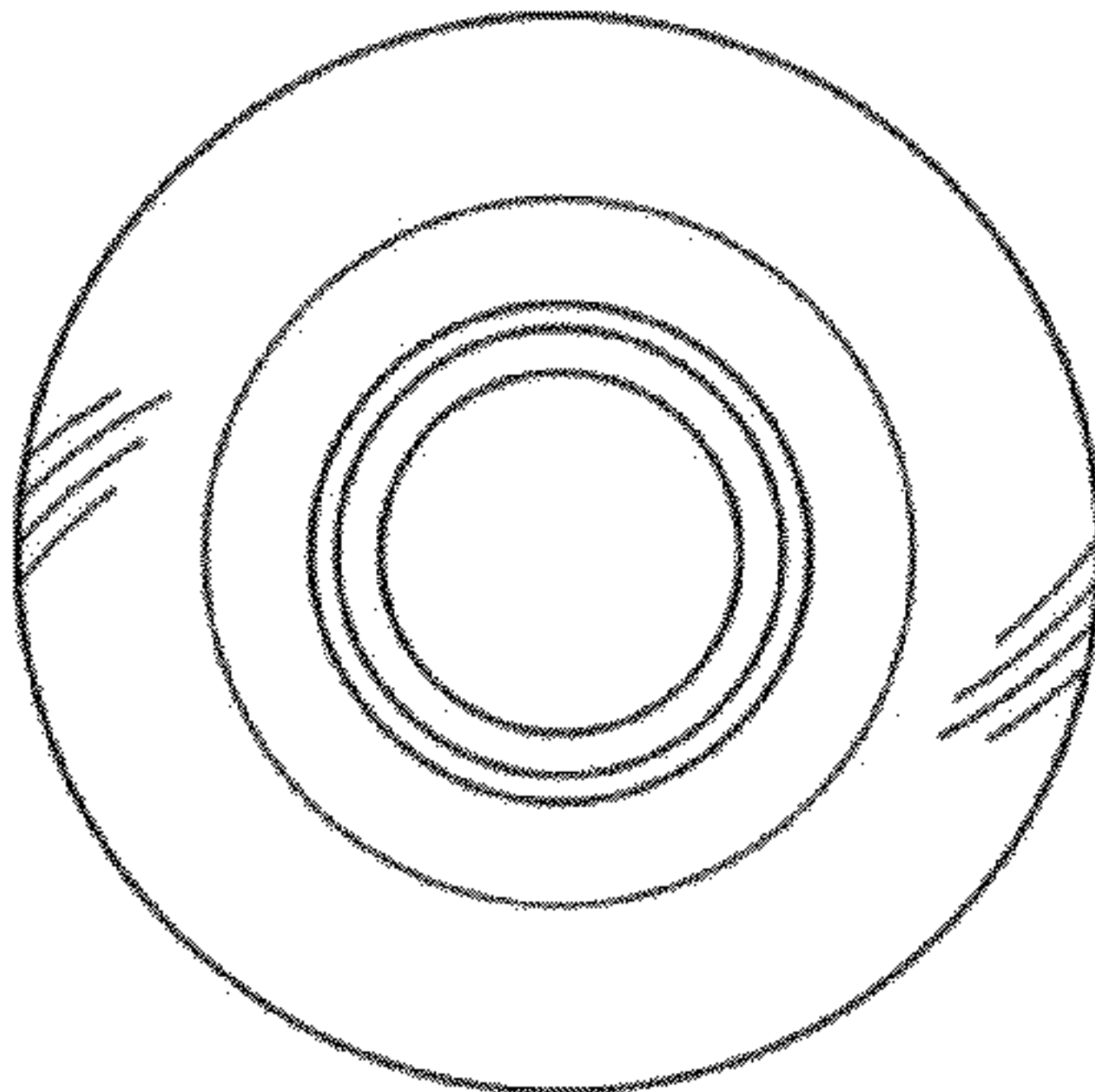
\* cited by examiner



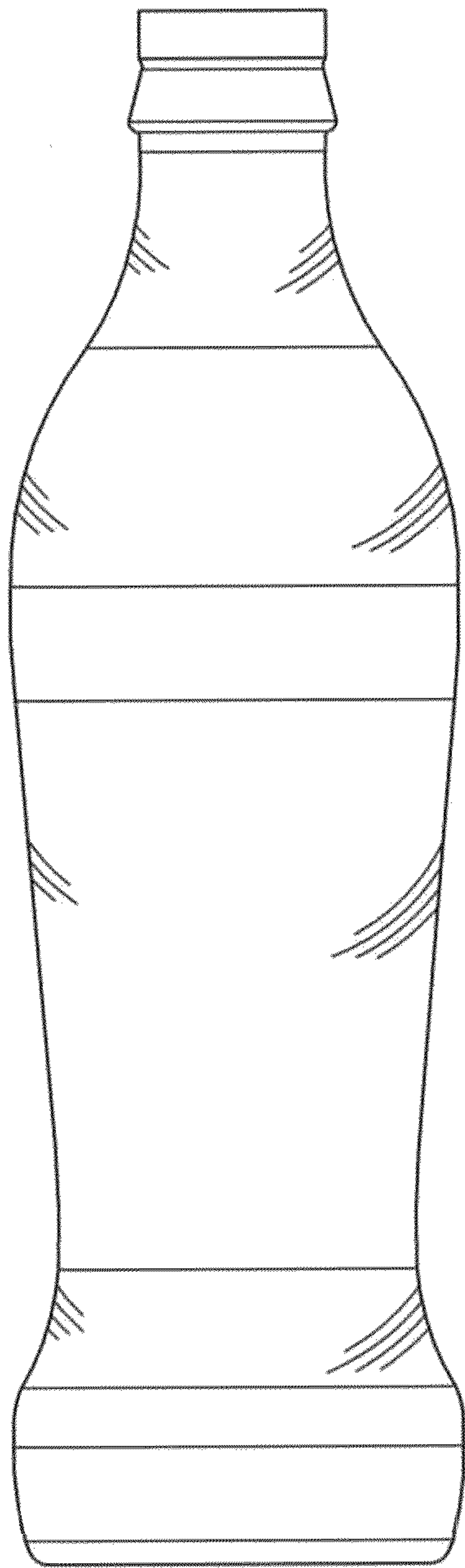
**FIG. 1**



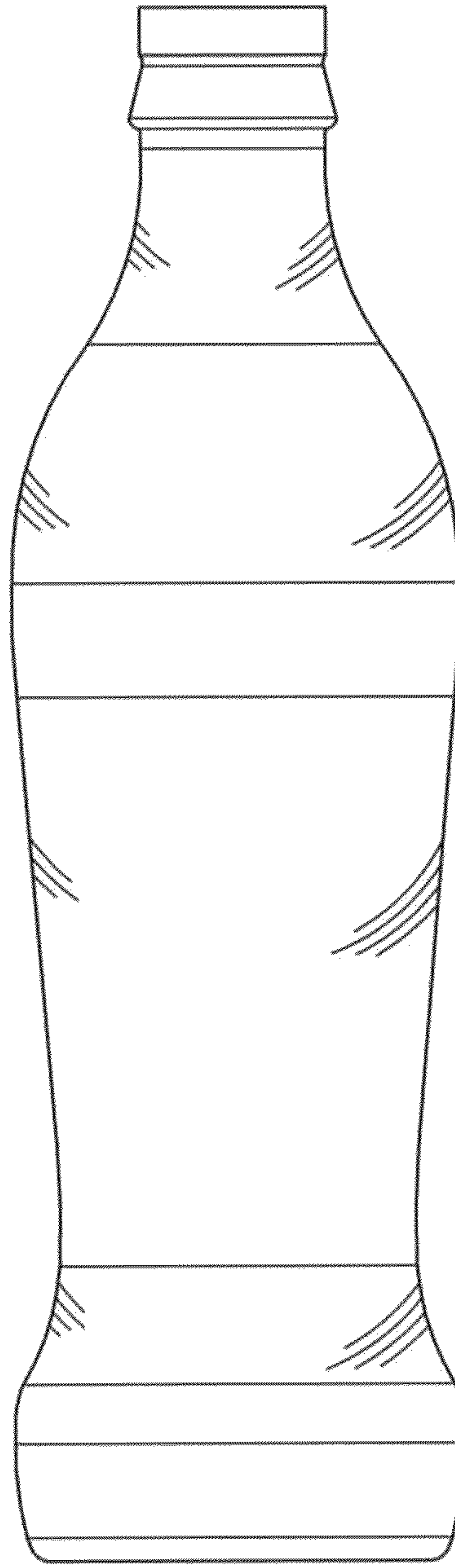
**FIG. 2**



**FIG. 3**




**FIG. 4**



**FIG. 5**





**FIG. 6**