



US00D723358S

(12) **United States Design Patent**
Morris

(10) **Patent No.:** **US D723,358 S**
(45) **Date of Patent:** **** Mar. 3, 2015**

(54) **SUPPORT BRACKET FOR A WINDOW SILL
PLANTER**

(71) Applicant: **James L. Morris**, Defiance, OH (US)

(72) Inventor: **James L. Morris**, Defiance, OH (US)

(**) Term: **14 Years**

(21) Appl. No.: **29/482,523**

(22) Filed: **Feb. 19, 2014**

(51) **LOC (10) Cl.** **08-05**

(52) **U.S. Cl.**
USPC **D8/380**

(58) **Field of Classification Search**
USPC D8/380, 349, 354, 381, 373, 367, 355,
D8/363, 382, 374, 339, 376, 398, 47, 19,
D8/16; 119/705; 52/4, 260, 649.1, 649.2,
52/296; D6/702, 550, 310; D23/259;
482/16; D12/160; D25/133; D14/238,
D14/251, 447, 253; 224/250, 269, 901.4,
224/930, 242, 246, 669; 24/16 R; 248/59,
248/62, 58, 68.1, 295.11; D7/701; D3/218,
D3/220

See application file for complete search history.

(56) **References Cited**

U.S. PATENT DOCUMENTS

441,569 A * 11/1890 Ladd 5/313.1
2,657,963 A * 11/1953 Fox 248/439
3,282,054 A * 11/1966 Saginor 405/262
3,464,753 A * 9/1969 Van Ryn 297/232

D324,784 S * 3/1992 Rose D6/324
D354,359 S 1/1995 Hylton
D373,718 S * 9/1996 Rondeau D8/349
5,562,051 A * 10/1996 Rizzi 108/132
D471,291 S * 3/2003 Ammons D25/131
D473,123 S * 4/2003 Anderson D8/354
D490,697 S * 6/2004 Runnalls D8/380
8,550,012 B2 * 10/2013 Rogers et al. 108/132
2013/0048586 A1 2/2013 Pixler

FOREIGN PATENT DOCUMENTS

EP 0152792 A2 8/1985
EP 0212591 A1 3/1987
EP 1547496 A2 6/2005
WO 2010031567 A2 3/2010

* cited by examiner

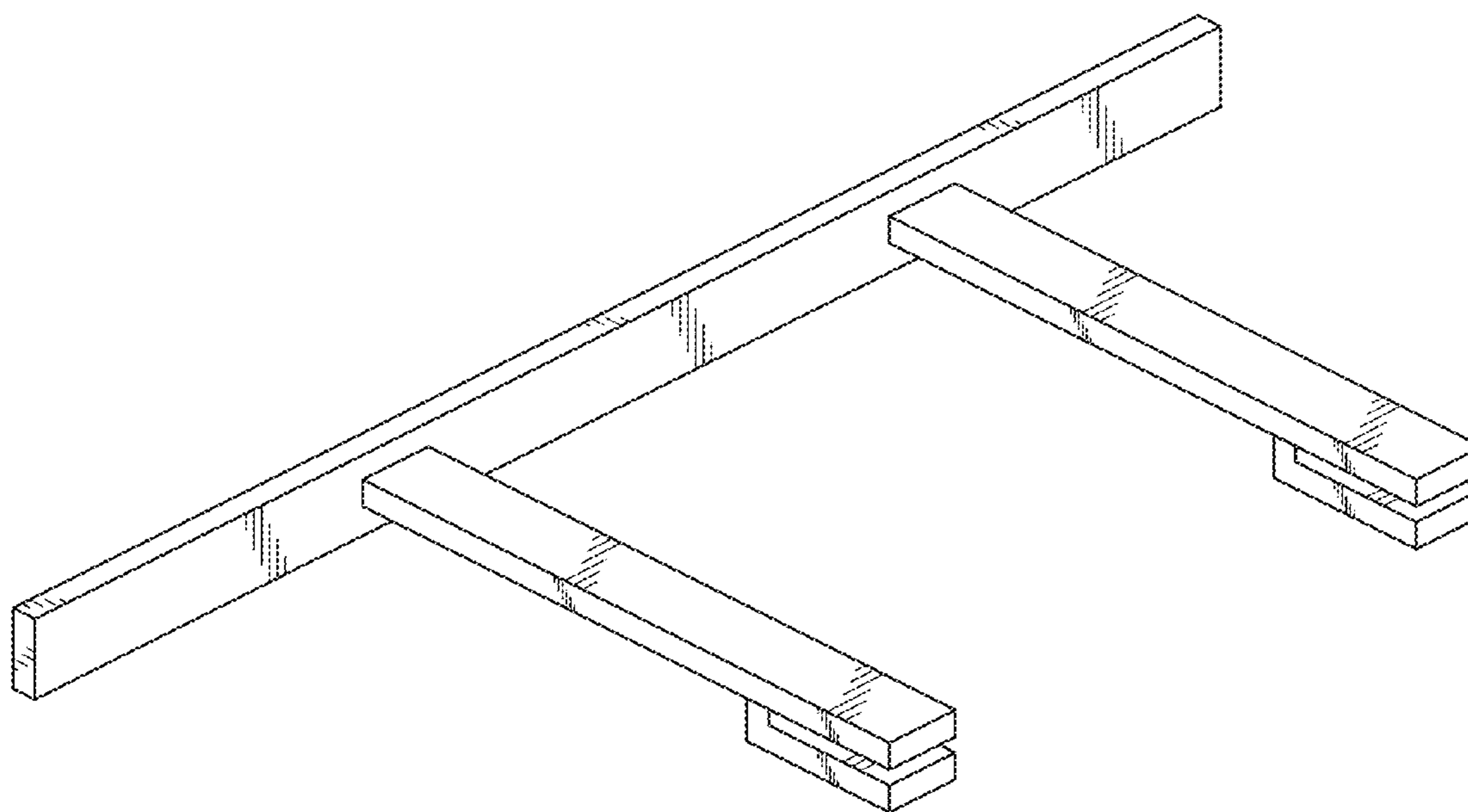
Primary Examiner — Robert M Spear
Assistant Examiner — Eliza Bennett-Hattan

(57) **CLAIM**
The ornamental design for a support bracket for a window sill
planter, as shown and described.

DESCRIPTION

FIG. 1 is a perspective view of a support bracket for a window
sill planter;
FIG. 2 is a front view thereof;
FIG. 3 is a rear view thereof;
FIG. 4 is a left-hand side view thereof, wherein a right-hand
side view is a mirror image of the left-hand side view;
FIG. 5 is a top view thereof; and,
FIG. 6 is a bottom view thereof.

1 Claim, 5 Drawing Sheets



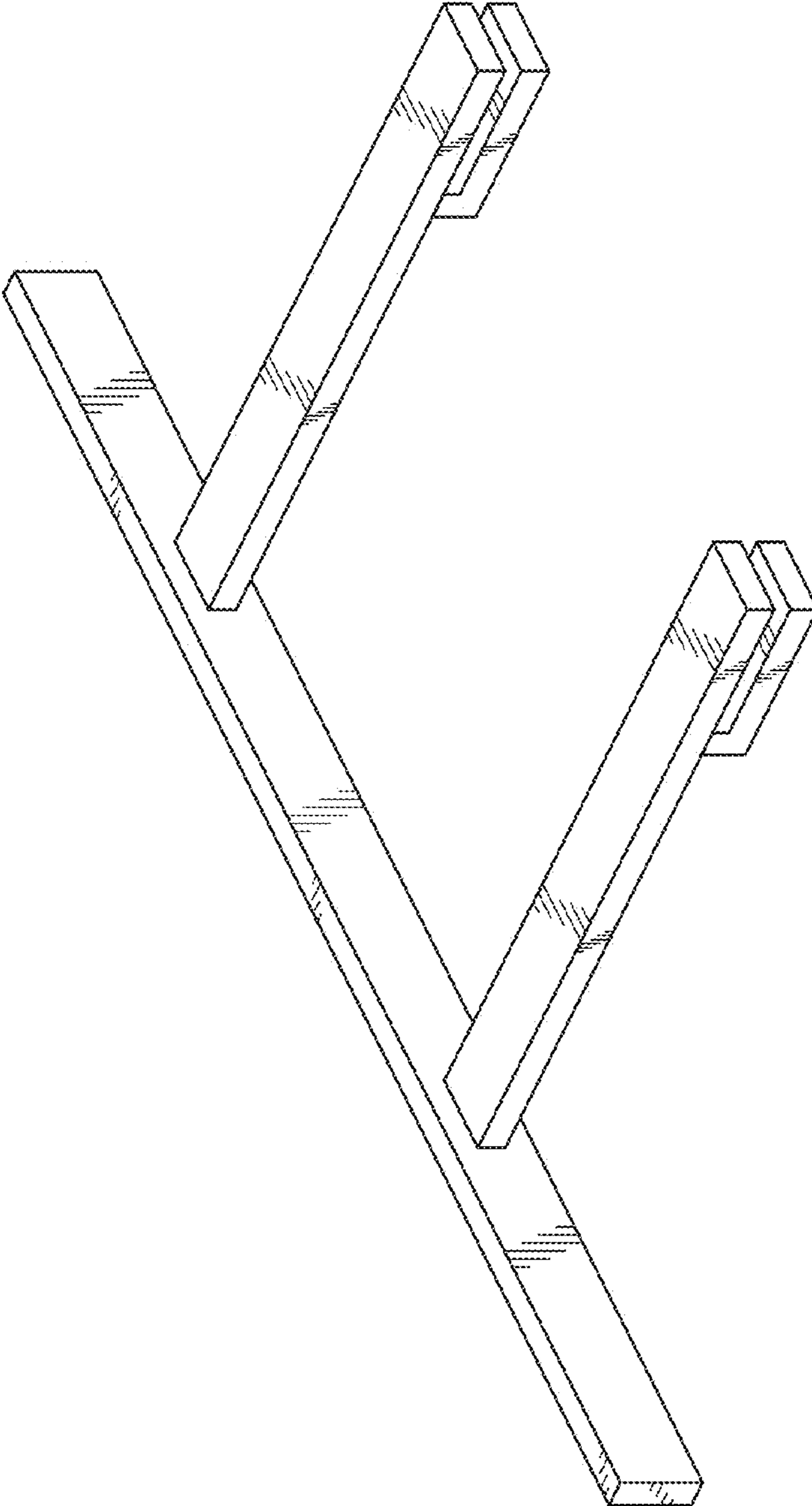


Fig. 1

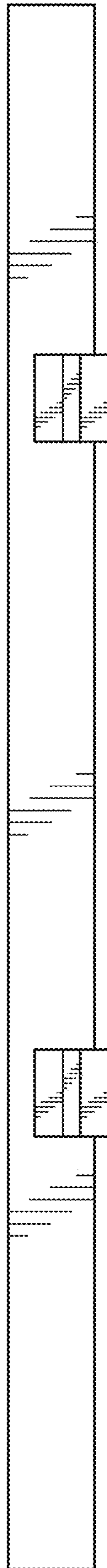


Fig. 2

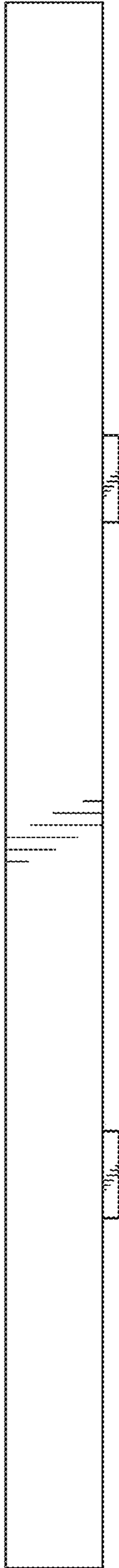


Fig. 3

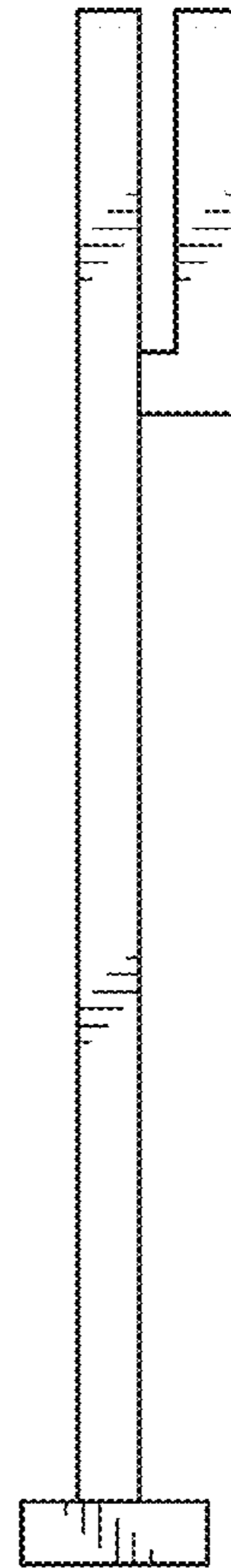


Fig. 4




Fig. 5

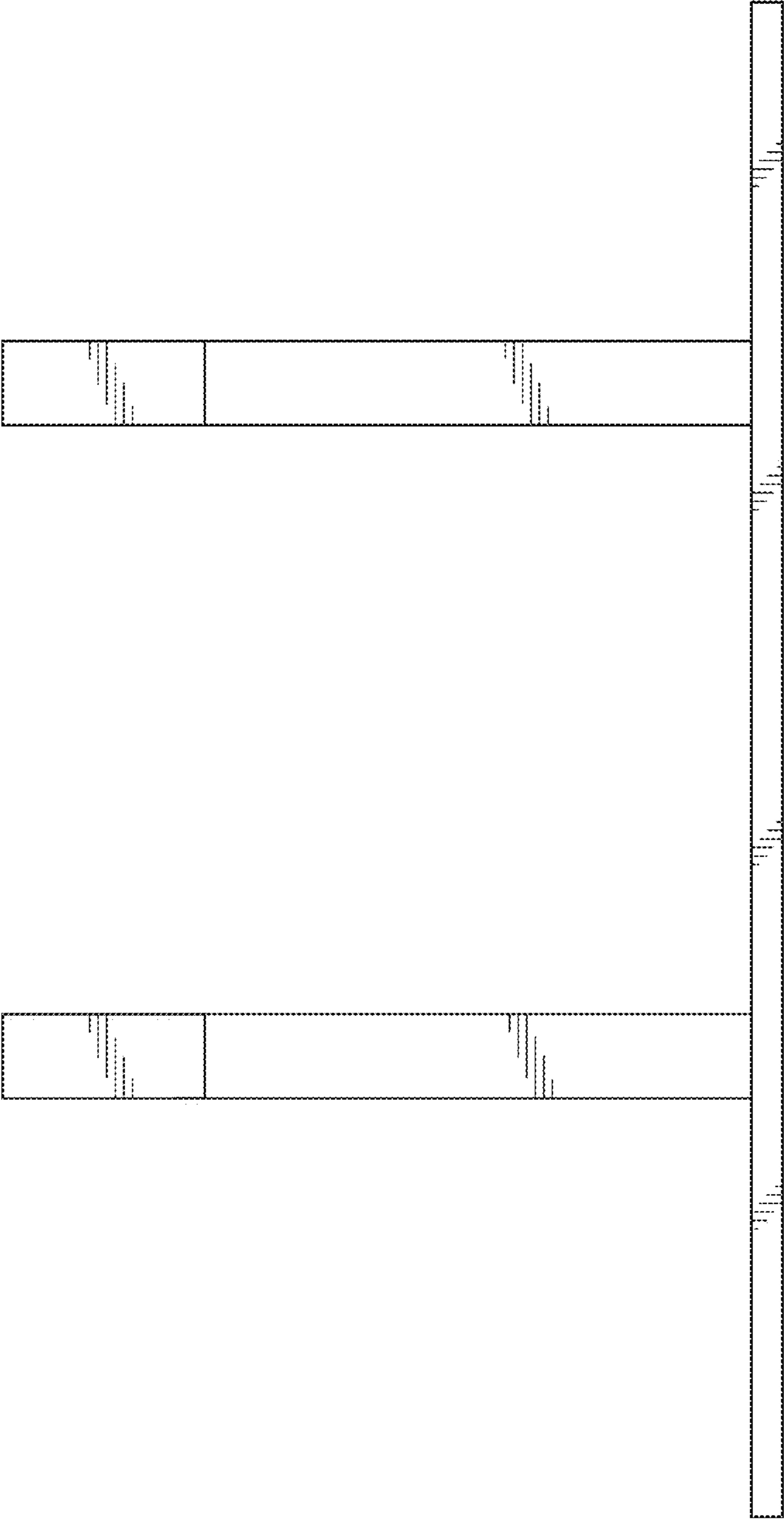


Fig. 6