

US00D723324S

(12) **United States Design Patent**
Feriola et al.

(10) **Patent No.:** **US D723,324 S**

(45) **Date of Patent:** **** *Mar. 3, 2015**

(54) **COMBINATION BAKING PAN AND COOLING RACK**

220/314–315, 486, 573.1–573.5,
220/592.16, 657, 792, 912; 249/121–126

See application file for complete search history.

(71) Applicant: **Ferstavi Holdings, Inc.**, Eastport, NY
(US)

(56)

References Cited

(72) Inventors: **Michael Feriola**, Eastport, NY (US);
George McConnell Davison, III,
Pittsburgh, PA (US); **Peter Arthur**
Meier, Pittsburgh, PA (US); **Jason Reed**
Rogge, Belle Vernon, PA (US); **Colin**
Derek Curry, Allison Park, PA (US);
Matthew David McClatchey, Harwick,
PA (US)

U.S. PATENT DOCUMENTS

D251,106	S	*	2/1979	Petursson	D7/409
D351,694	S	*	10/1994	Evans	D30/161
5,816,195	A	*	10/1998	Flynn	119/165
5,884,555	A	*	3/1999	Chang	99/425
6,135,014	A	*	10/2000	Chang	99/339
D435,149	S	*	12/2000	Kleinberg	D30/161
D451,347	S	*	12/2001	Kleckauskas et al.	D7/552.1
D463,202	S	*	9/2002	Smith	D7/359
D483,605	S	*	12/2003	Gronda	D7/359
D532,655	S	*	11/2006	Elwell et al.	D7/409
D538,584	S	*	3/2007	Scholze et al.	D7/359
D570,154	S	*	6/2008	Wang	D7/359
D588,399	S	*	3/2009	Vrbaneck	D7/359
D600,070	S	*	9/2009	Kellermann et al.	D7/409
7,621,233	B2	*	11/2009	Dukes et al.	119/165
7,810,487	B2	*	10/2010	Johnston	126/168

(73) Assignee: **Ferstavi Holdings Inc.**, Eastport, NY
(US)

(*) Notice: This patent is subject to a terminal disclaimer.

(**) Term: **14 Years**

(Continued)

(21) Appl. No.: **29/465,501**

Primary Examiner — Ricky Pham

(22) Filed: **Aug. 28, 2013**

(74) *Attorney, Agent, or Firm* — John F. Vodopia

(51) **LOC (10) Cl.** **07-02**

(57) **CLAIM**

(52) **U.S. Cl.**
USPC **D7/359; D7/354**

The ornamental design for the combination baking pan and cooling rack, as shown and described.

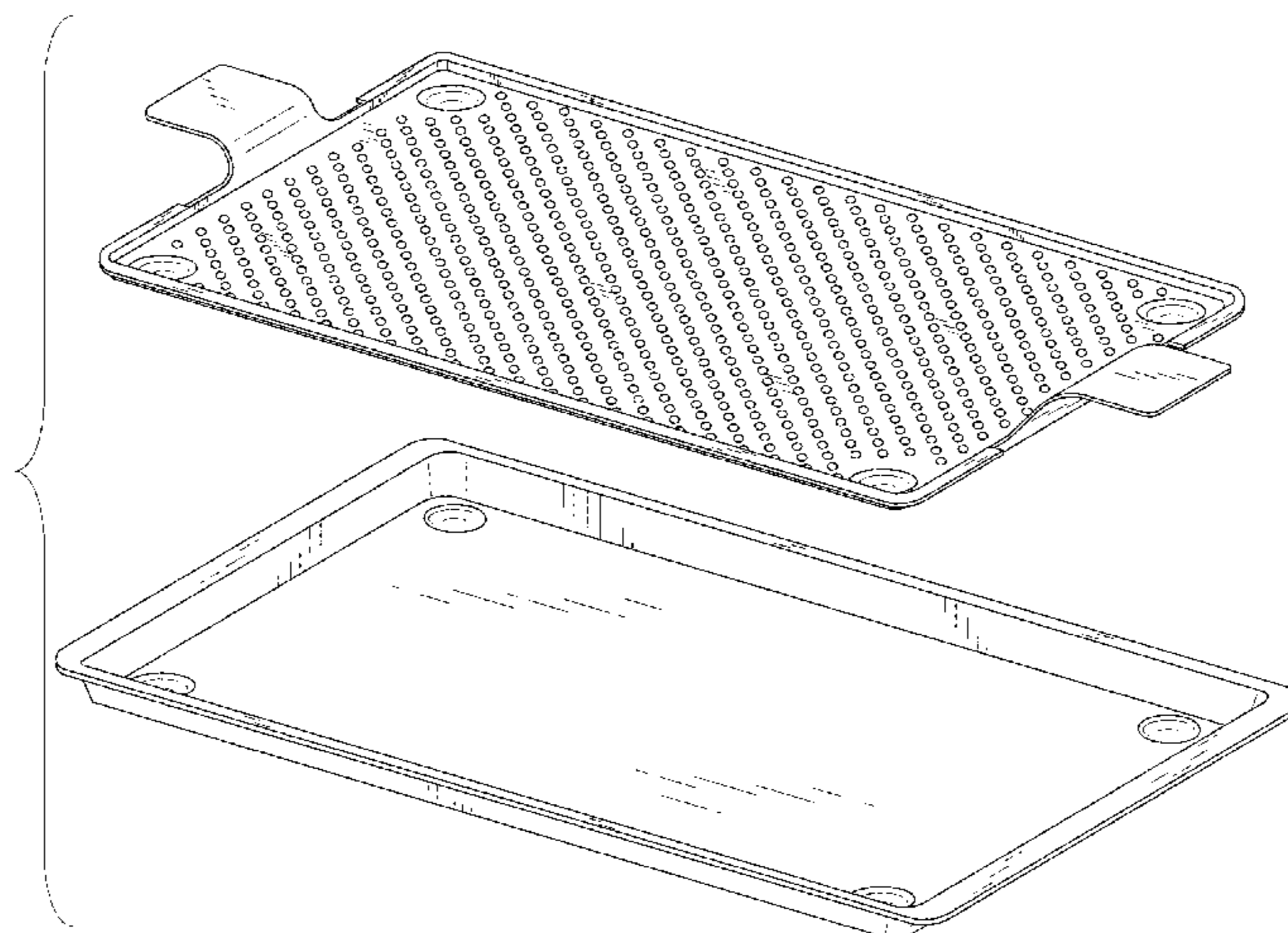
(58) **Field of Classification Search**

DESCRIPTION

USPC D7/323, 329–332, 337–339, 346–347,
D7/350.1–350.4, 353–367, 388–395,
D7/402–409, 538, 542–543, 552.1–552.2,
D7/554.3, 586, 602, 629, 665, 698, 701;
D30/161; 55/497; 99/324–325,
99/330–332, 337–343, 366–369, 393,
99/400–418, 422, 425, 444–450, 476;
119/165; 126/9 B, 25 AA, 25 R, 30,
126/37 R, 41 R, 168, 261, 337 R, 378.1,
126/390.1; 206/335, 470, 508;
219/368–387, 392, 400, 405, 429–442,
219/452.11, 620–624, 725, 730–735;

FIG. 1 is a top perspective view of our design for a combination baking pan and cooling rack;
FIG. 2 is an exploded top perspective view thereof;
FIG. 3 is a top plan view thereof;
FIG. 4 is a bottom plan view thereof;
FIG. 5 is a left side view thereof; the right side view is a mirror image of the left side view; and,
FIG. 6 is a front side view thereof; the back side view is a mirror image of the front side view.

1 Claim, 5 Drawing Sheets



(56)

References Cited

U.S. PATENT DOCUMENTS

D644,059 S *	8/2011	Bodum	D7/363	D683,191 S *	5/2013	Espinoza	D7/554.3
D654,301 S *	2/2012	Bradley et al.	D7/354	D689,350 S *	9/2013	Sudmalis	D7/698
D662,781 S *	7/2012	Palotto	D7/552.1	D689,741 S *	9/2013	Wang	D7/554.3
D668,506 S *	10/2012	Zemel	D7/409	D697,757 S *	1/2014	Xin	D7/409
				2005/0138906 A1 *	6/2005	Kubokawa et al.	55/497
				2007/0204856 A1 *	9/2007	Elwell et al.	126/337 R

* cited by examiner

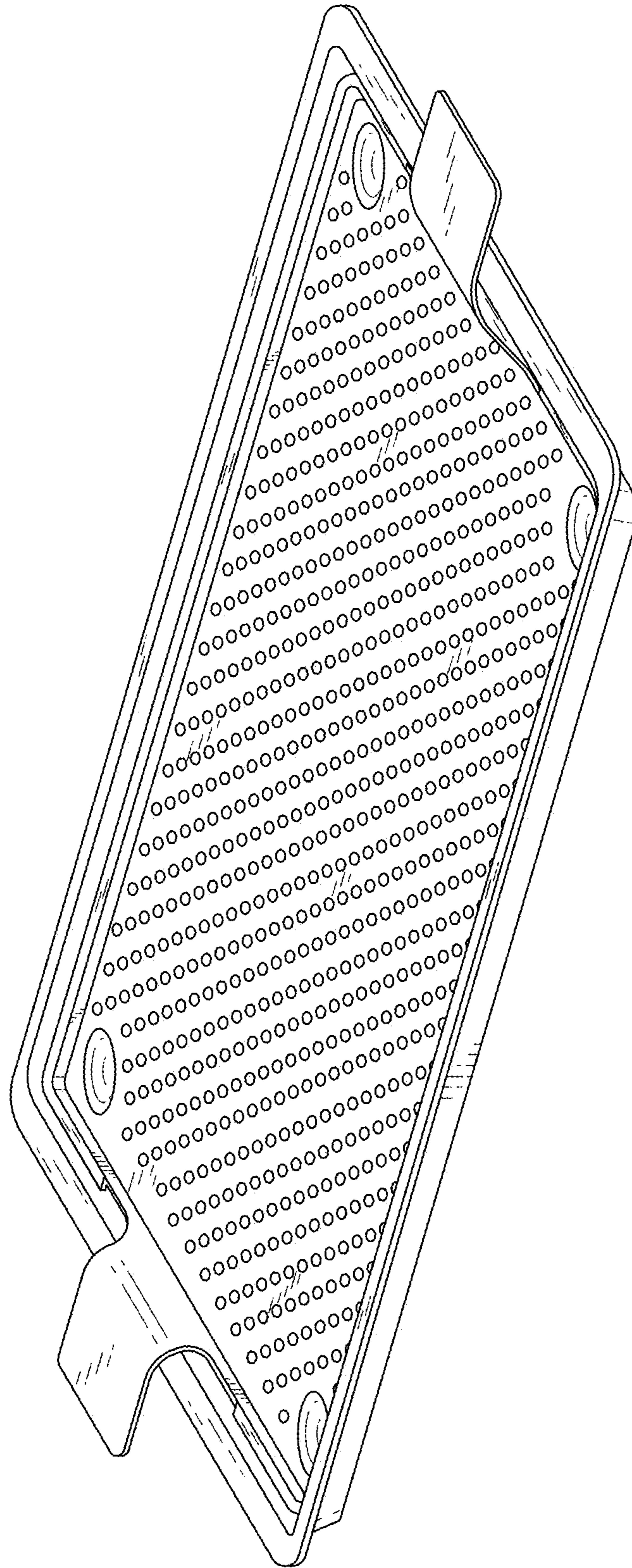


FIG. 1

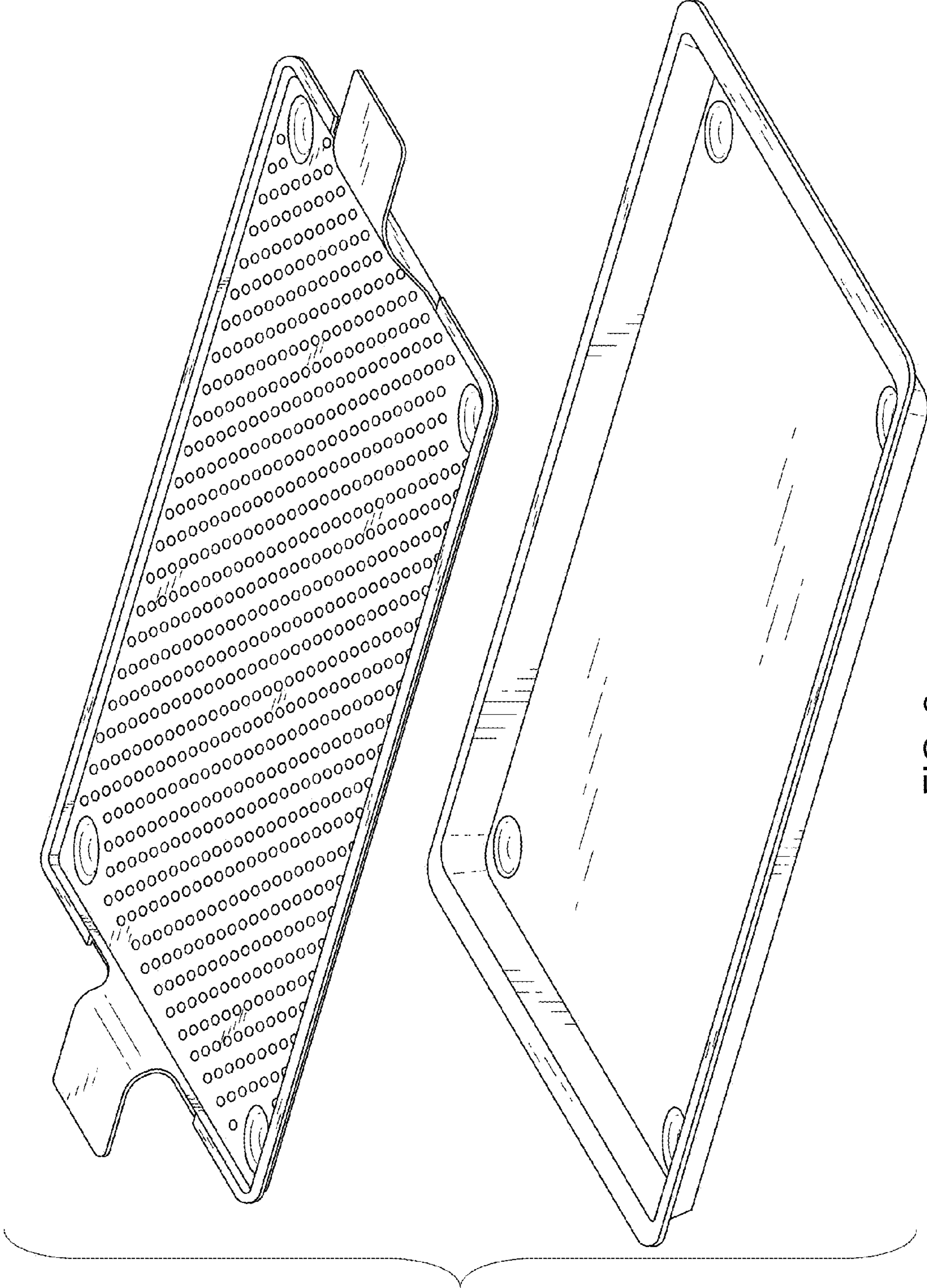


FIG. 2




FIG. 3




FIG. 4

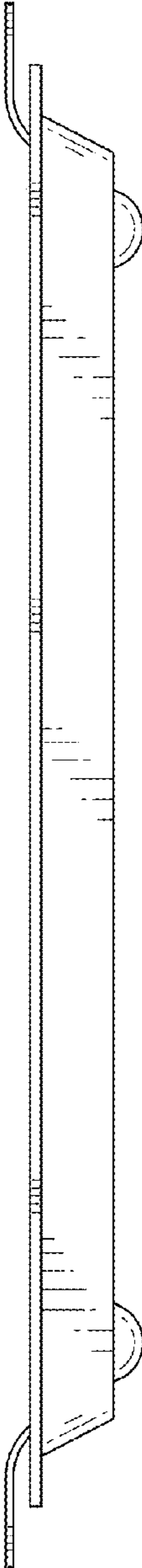


FIG. 5

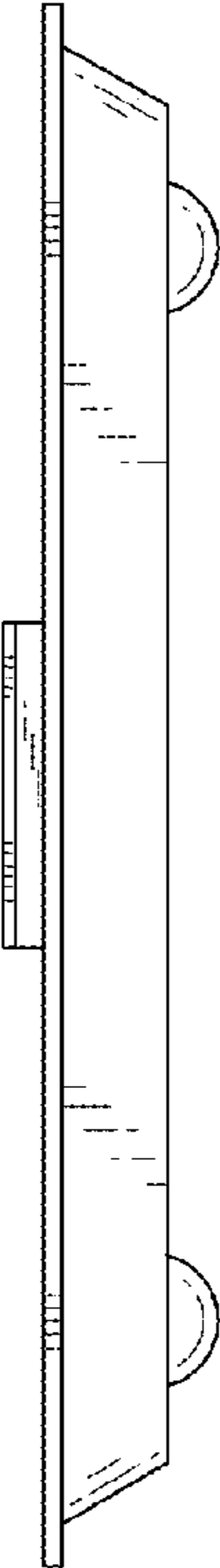


FIG. 6