



US00D723315S

(12) **United States Design Patent**  
**Wilder et al.**

(10) **Patent No.:** **US D723,315 S**  
(45) **Date of Patent:** **\*\* Mar. 3, 2015**

(54) **DRINKING FOUNTAIN AND WATER PURIFIER**

(71) Applicant: **Strauss Water Ltd.**, Petach Tikva (IL)

(72) Inventors: **Haim Wilder**, Raanana (IL); **Michal Gur Shavit**, Petach Tikva (IL); **Rami Ronen**, Or Yehuda (IL)

(73) Assignee: **Strauss Water Ltd.**, Petach Tikva (IL)

(\*\*) Term: **14 Years**

(21) Appl. No.: **29/437,460**

(22) Filed: **Nov. 16, 2012**

(30) **Foreign Application Priority Data**

May 20, 2012 (IL) ..... 52714

(51) **LOC (10) Cl.** ..... **07-01**

(52) **U.S. Cl.**  
USPC ..... **D7/306; D23/209; D7/311**

(58) **Field of Classification Search**  
USPC ..... D7/300, 306, 313, 305, 309-311;  
D23/207, 209; 210/232, 681, 748.1;  
99/295

See application file for complete search history.

(56) **References Cited**

**U.S. PATENT DOCUMENTS**

D235,206 S \* 5/1975 Bertrand ..... D23/209  
D323,875 S \* 2/1992 Kang et al. .... D23/209  
D428,963 S \* 8/2000 Bainton ..... D23/209  
D486,880 S \* 2/2004 Gracias et al. .... D23/207

D500,119 S \* 12/2004 Gaignet et al. .... D23/207  
D573,392 S \* 7/2008 Smith ..... D7/306  
D611,567 S \* 3/2010 Laursen ..... D23/207  
7,987,769 B2 \* 8/2011 Oranski et al. .... 99/295  
D648,971 S \* 11/2011 Goralski et al. .... D7/306  
D667,674 S \* 9/2012 Wilder et al. .... D7/306  
D677,509 S \* 3/2013 Wang ..... D7/306  
D678,710 S \* 3/2013 Xie ..... D7/309  
D681,386 S \* 5/2013 Pininfarina ..... D7/306  
D681,387 S \* 5/2013 Pininfarina ..... D7/306  
D683,174 S \* 5/2013 Regamey ..... D7/306

\* cited by examiner

*Primary Examiner* — Marianne Pandozzi

(74) *Attorney, Agent, or Firm* — Wiggin and Dana LLP;  
Gregory S. Rosenblatt; Jonathan D. Hall

(57) **CLAIM**

The ornamental design for a drinking fountain and water purifier, as shown and described.

**DESCRIPTION**

FIG. 1 is a front and left side perspective of a new design for a drinking fountain and water purifier with the tray at an opened position;

FIG. 2 is a rear and right side view of the new design seen in FIG. 1;

FIG. 3 is a front and right side perspective of the new design seen in FIG. 1 with the tray detached;


FIG. 4 is a front perspective of the design seen in FIG. 1;

FIG. 5 is a front and right side perspective of the design seen in FIG. 1;

FIG. 6 is a front and left side perspective of the new design seen in FIG. 1; and,

FIG. 7 is a top view of the design seen in FIG. 1.

**1 Claim, 7 Drawing Sheets**






FIG. 1



FIG. 2



FIG. 3




FIG. 4



FIG. 5



FIG. 6



FIG. 7