



US00D723313S

(12) **United States Design Patent**
Gagnon et al.

(10) **Patent No.:** **US D723,313 S**
(45) **Date of Patent:** **** Mar. 3, 2015**

(54) **SEAT COMPONENTS**

- (71) Applicant: **Bombardier Inc.**, Dorval (CA)
- (72) Inventors: **Pierre Gagnon**, Vaudeuil (CA);
Charles Beauchamp, Dorval (CA);
Nicolas Letendre, Dorval (CA);
Howard Guy, Dorval (CA); **Patrick Fahmy**, Montreal (CA); **Michele Monardo**, Montreal (CA)
- (73) Assignee: **Bombardier Inc.**, Dorval, Quebec (CA)
- (**) Term: **14 Years**
- (21) Appl. No.: **29/482,748**
- (22) Filed: **Feb. 21, 2014**

Related U.S. Application Data

- (62) Division of application No. 29/433,520, filed on Oct. 1, 2012, now Pat. No. Des. 703,964.
- (51) **LOC (10) Cl.** **06-01**
- (52) **U.S. Cl.**
USPC **D6/717**
- (58) **Field of Classification Search**
USPC D6/334-336, 356, 360, 361, 364, 365,
D6/367, 381, 716, 716.1, 716.2, 716.3,
D6/716.4, 717; 224/118.6, 122 R, 141;
297/68, 232, 342, 411.45, 411.46,
297/452.35, 452.48

See application file for complete search history.

(56) **References Cited**

U.S. PATENT DOCUMENTS

D254,888 S *	5/1980	Marrujo	D6/717
D269,652 S *	7/1983	McKean et al.	D6/356
D273,157 S	3/1984	Staub	
5,836,645 A *	11/1998	Sakaue et al.	297/68
D405,275 S *	2/1999	Dryburgh et al.	D6/356
D409,010 S *	5/1999	Papaioannou et al.	D6/356
D411,922 S	7/1999	Granados	
D521,281 S *	5/2006	Luebke	D6/716
D577,503 S	9/2008	Priestman	
D577,920 S	10/2008	Lee	
D703,964 S *	5/2014	Gagnon et al.	D6/356

* cited by examiner

Primary Examiner — Mimoso De

(74) *Attorney, Agent, or Firm* — Thomas, Karceski & Karmilovich, PC

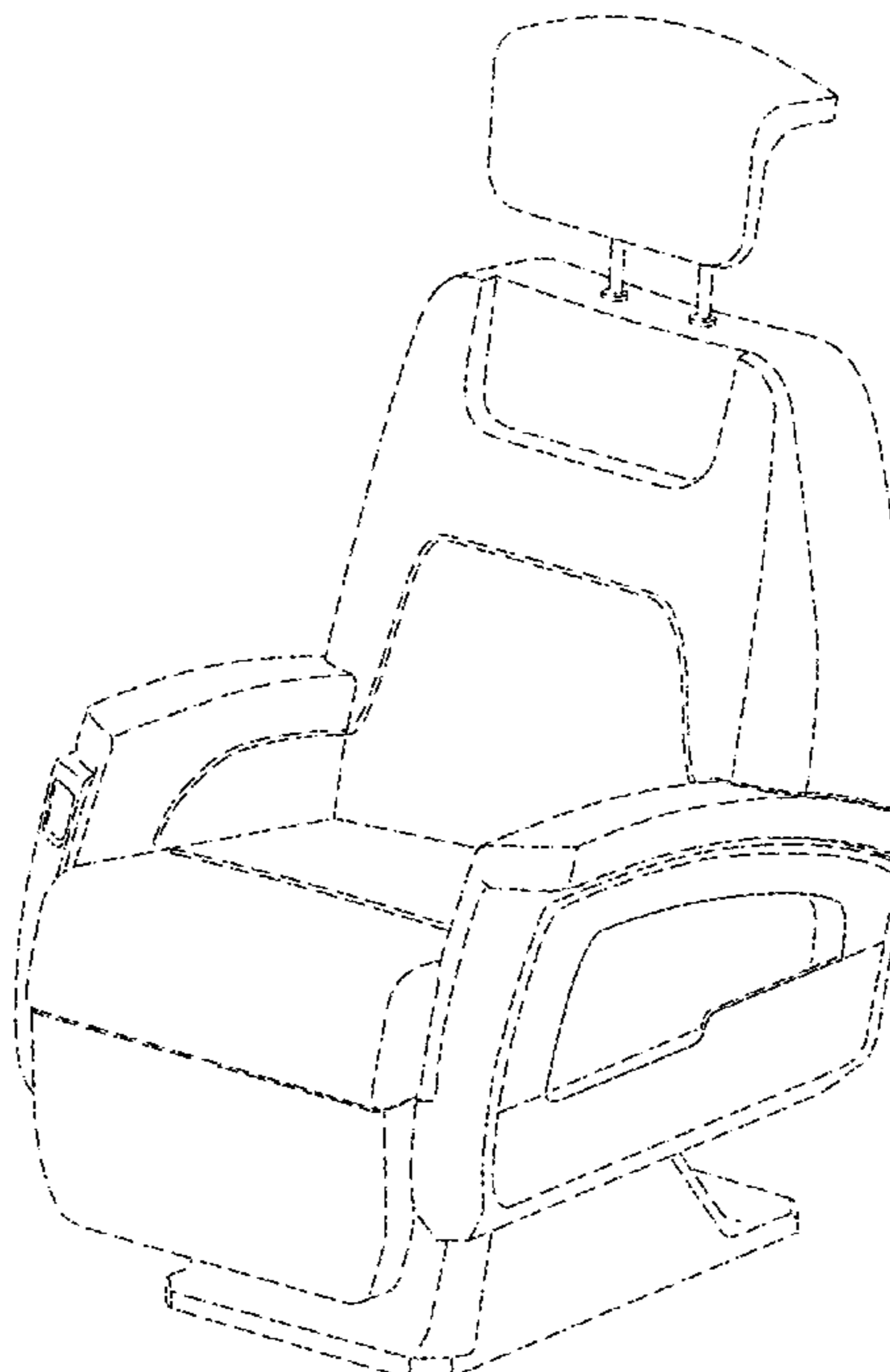
(57) **CLAIM**

The ornamental design for seat components, as shown and described.

DESCRIPTION

FIG. 1 is a perspective view of components of a seat according to our design;
 FIG. 2 is a left side view of the components of the seat of FIG. 1; and,
 FIG. 3 is a right side view of the components of a seat of FIG. 1.
 The broken lines that are included in the drawings denote aspects of the seat that form no part of the claimed design. The top, bottom, front, and rear views are excluded, because they are plain and unornamented and, therefore, form no part of the claimed design.

1 Claim, 3 Drawing Sheets



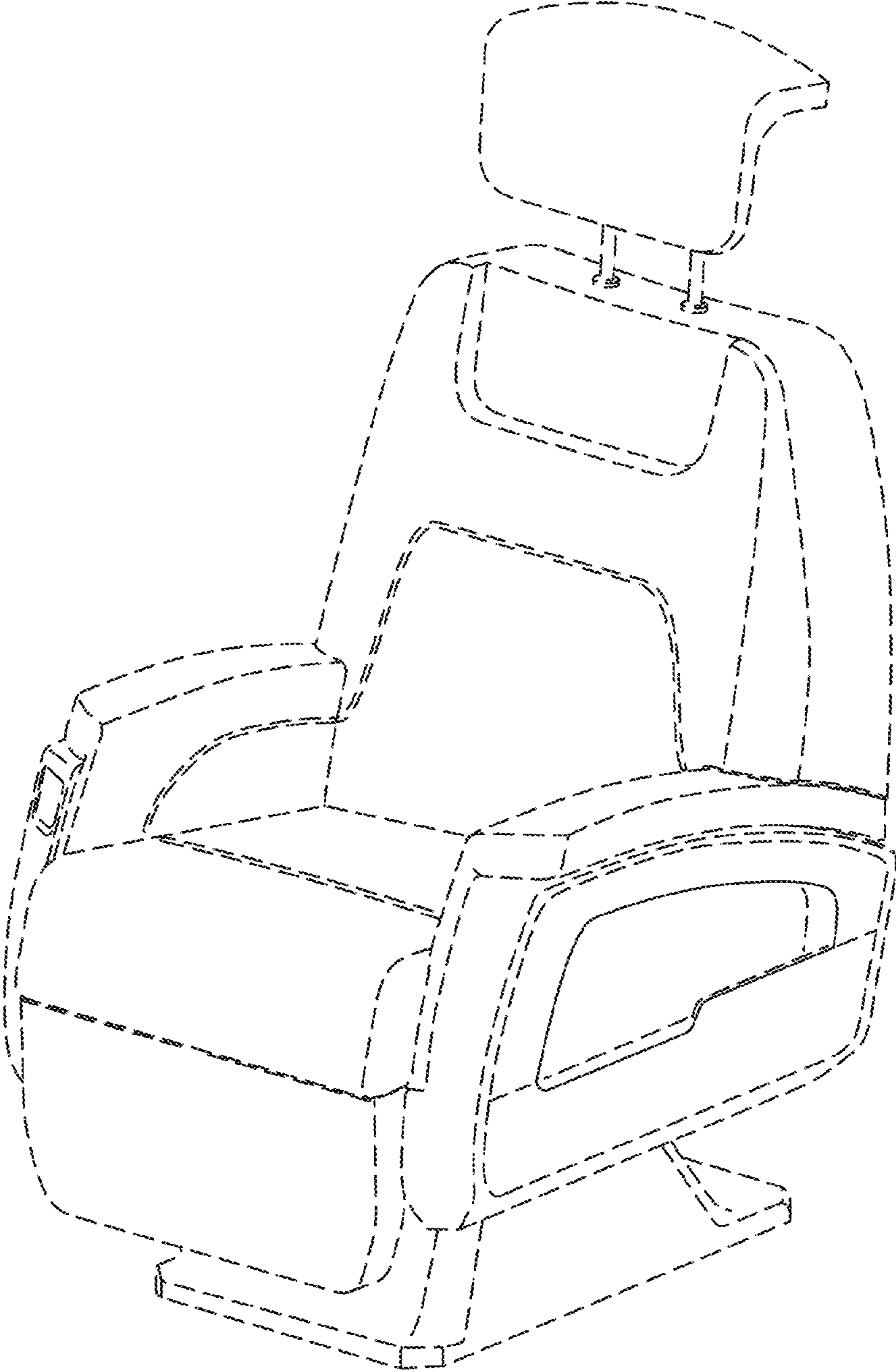


FIG. 1

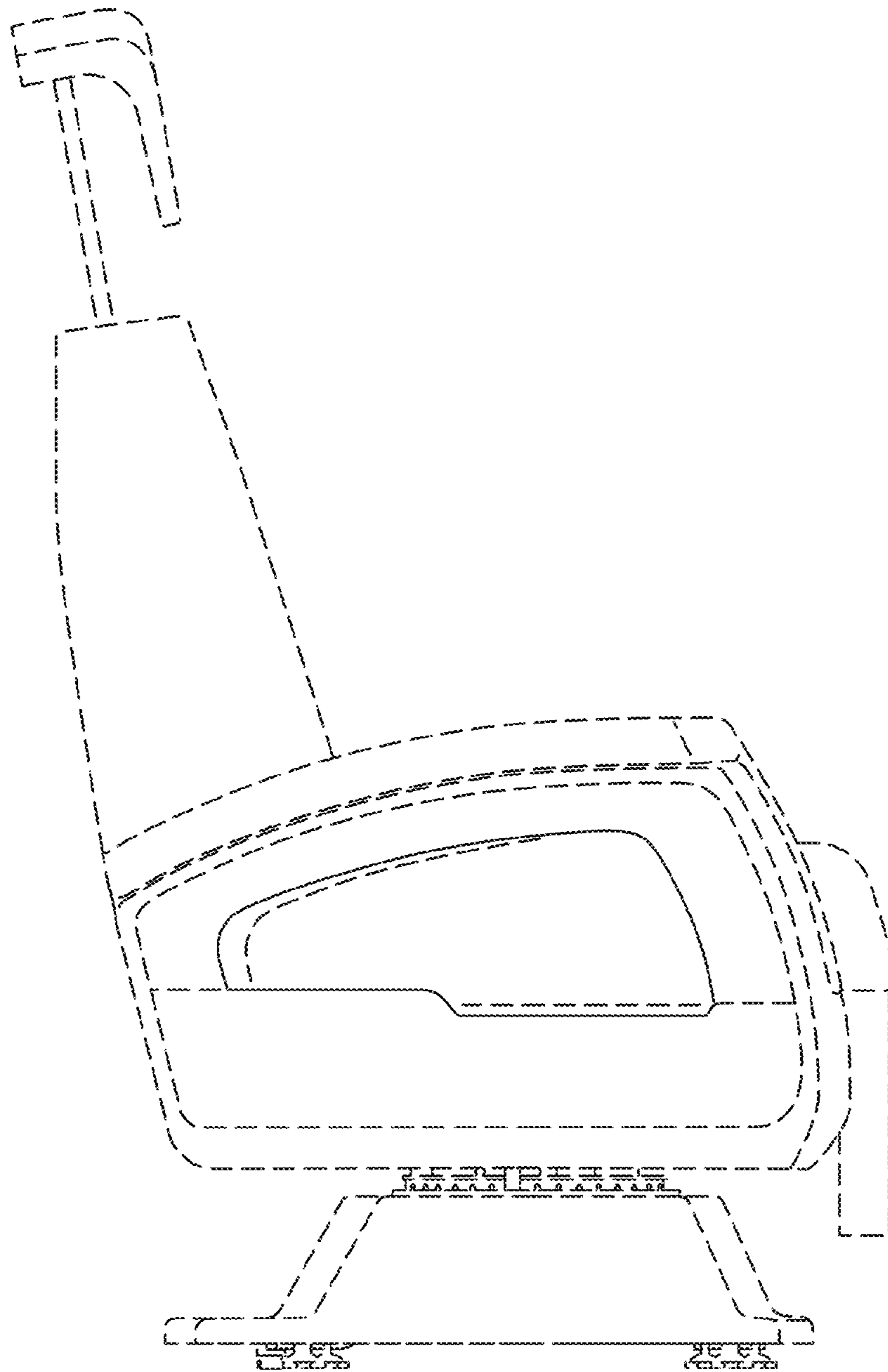


FIG. 2

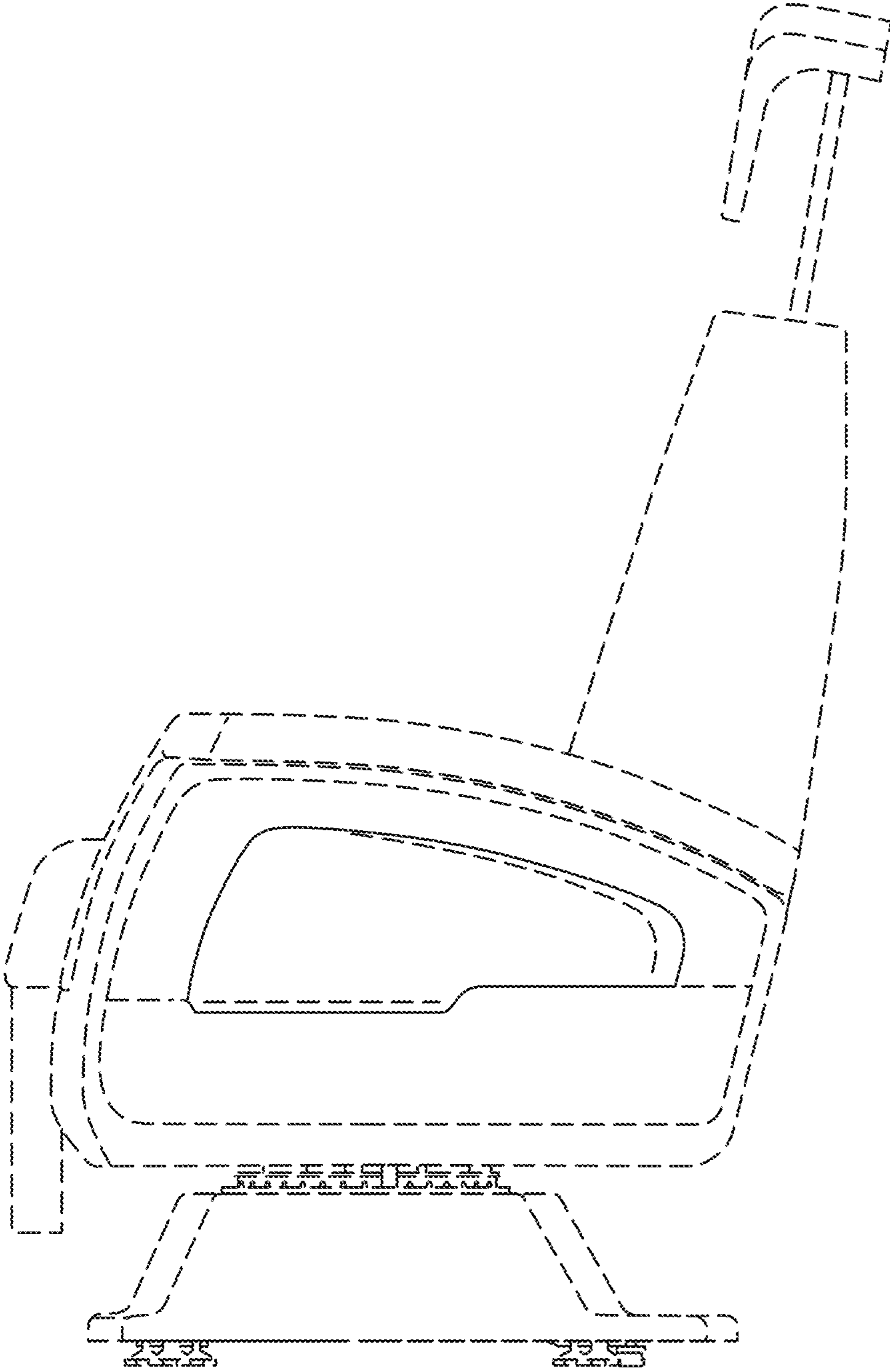


FIG. 3