



US00D723306S

(12) **United States Design Patent**
Kielwasser

(10) **Patent No.:** **US D723,306 S**
(45) **Date of Patent:** **** Mar. 3, 2015**

(54) **DESK**

(71) Applicant: **ACME Furniture Industry, Inc.**, City of Industry, CA (US)

(72) Inventor: **Bonnie Kielwasser**, Hillsborough, NC (US)

(73) Assignee: **ACME Furniture Industry, Inc.**, City of Industry, CA (US)

(**) Term: **14 Years**

(21) Appl. No.: **29/467,487**

(22) Filed: **Sep. 19, 2013**

(51) **LOC (10) Cl.** **06-03**

(52) **U.S. Cl.**
USPC **D6/653; D6/645**

(58) **Field of Classification Search**
USPC D6/653, 655, 641-643, 656, 707, 645,
D6/665, 688; 108/50.01, 50.02;
312/194-196, 223.3; 248/188, 188.8

See application file for complete search history.

(56) **References Cited**

U.S. PATENT DOCUMENTS

D119,462 S * 3/1940 Rudman et al. D6/428
D546,503 S * 7/2007 Kreiss D6/422

* cited by examiner

Primary Examiner — Janice Seeger

(74) *Attorney, Agent, or Firm* — Ardent Law Group, P.C.;
Anthony King


(57) **CLAIM**

The ornamental design for a desk, as shown and described.

DESCRIPTION

FIG. 1 is a perspective view of a desk of the present invention; FIG. 2 is a front view of the desk of FIG. 1; FIG. 3 is a right side view of the desk of FIG. 1, the left side view being a mirror image thereof; and, FIG. 4 is a top view of the desk of FIG. 1, the bottom of the desk is not illustrated as it forms no part of the present invention.

1 Claim, 4 Drawing Sheets






FIG. 1




FIG. 2

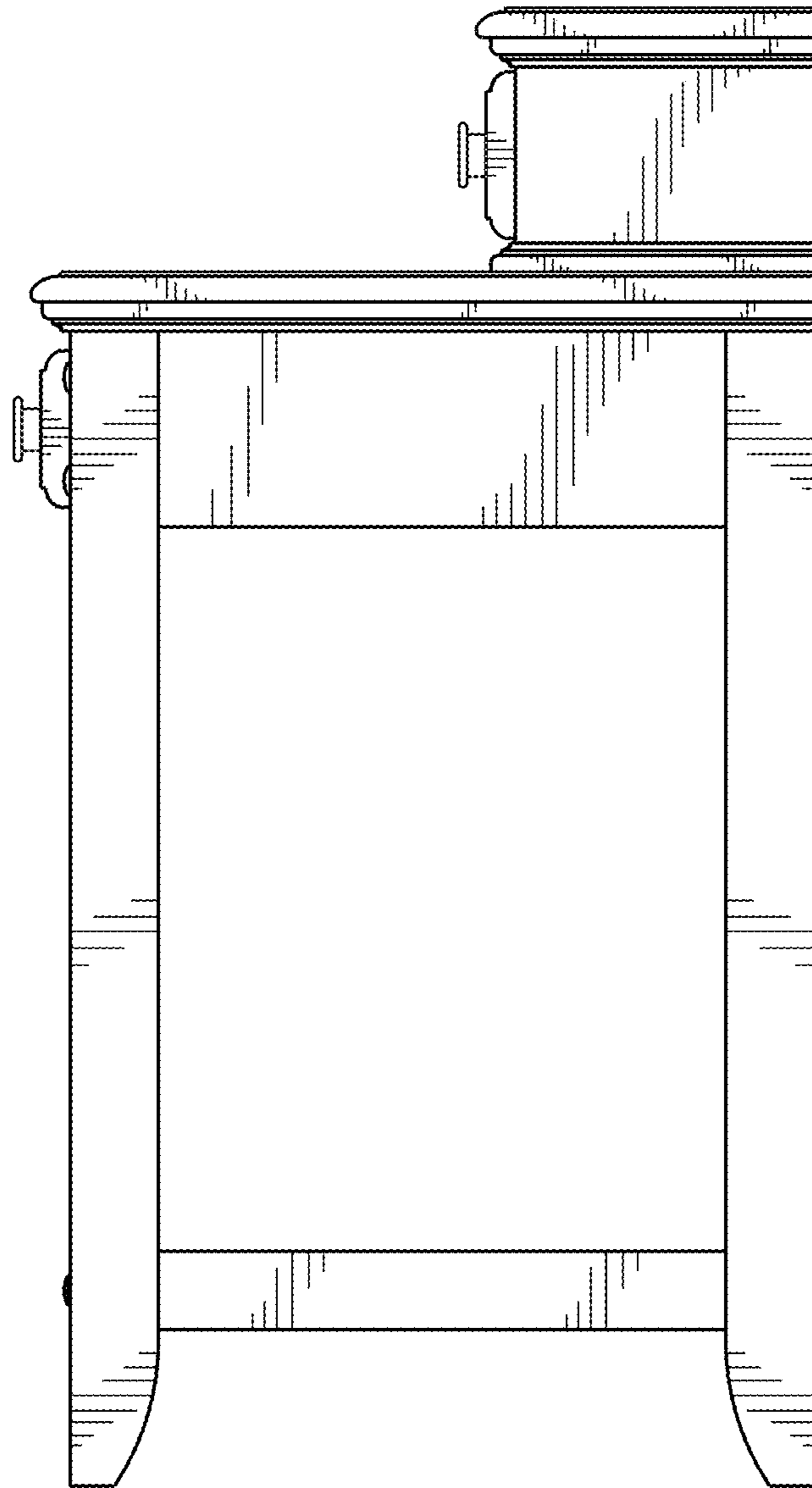


FIG. 3

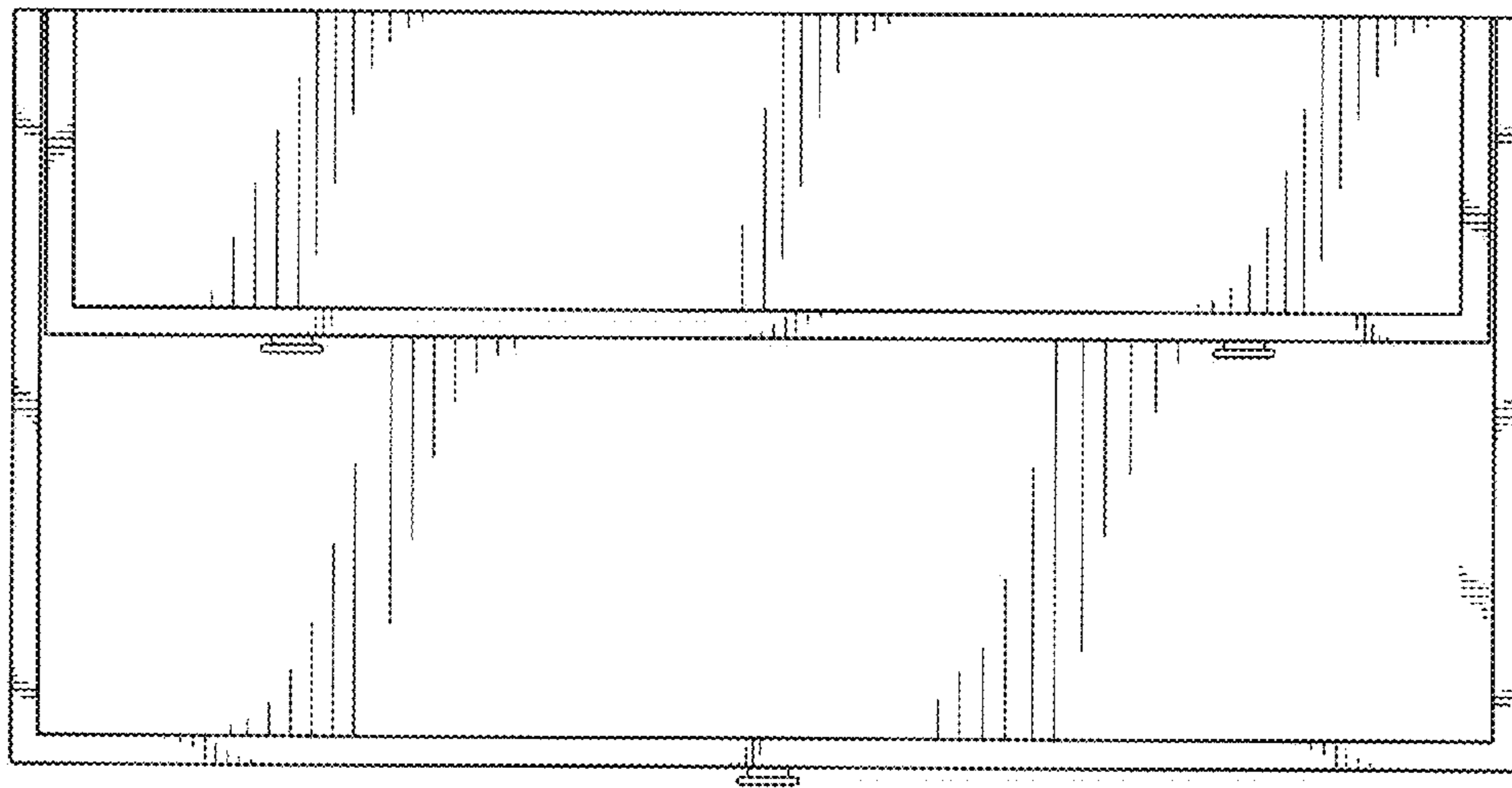


FIG. 4