



US00D723283S

(12) **United States Design Patent**  
**Kalbfeld et al.**

(10) **Patent No.:** **US D723,283 S**  
(45) **Date of Patent:** **\*\* Mar. 3, 2015**

(54) **DENTAL HYGIENE DEVICE HANDLE**

(75) Inventors: **Russell G. Kalbfeld**, Naperville, IL (US); **Leoncio Angel Gonzalez**, Winfield, IL (US)

(73) Assignee: **Sunstar Americas, Inc.**, Chicago, IL (US)

(\*\*) Term: **14 Years**

(21) Appl. No.: **29/391,482**

(22) Filed: **May 9, 2011**

(51) **LOC (10) Cl.** ..... **04-02**

(52) **U.S. Cl.**

USPC ..... **D4/104**; D4/111; D4/138

(58) **Field of Classification Search**

USPC ..... D4/101, 104–112, 128, 131–136, 138; D7/395, 401.2; D8/80, 83, 107; D28/46, 48; 15/143.1, 167.1, 167.2, 15/206; 16/430; 132/216, 218, 308, 309, 132/311, 313, 317; 433/89, 125, 142, 216; D24/133, 146, 147, 152  
See application file for complete search history.

(56) **References Cited**

**U.S. PATENT DOCUMENTS**

376,540 A 1/1888 McQuide  
759,490 A 5/1904 Yates  
1,369,966 A 3/1921 Cosens et al.

(Continued)

**FOREIGN PATENT DOCUMENTS**

DE 519804 3/1931  
EP 0 001 044 3/1979

(Continued)

**OTHER PUBLICATIONS**

A Photograph of three Brushes by Sanyo-Hapics, Perio Pic, from Japan Perio Center, (date unknown).

(Continued)

*Primary Examiner* — Melanie H Tung  
*Assistant Examiner* — Lavone D Tabor

(74) *Attorney, Agent, or Firm* — Michael Best & Friedrich LLP

(57) **CLAIM**

We claim the ornamental design for a dental hygiene device handle, as shown and described.

**DESCRIPTION**

FIG. 1 is a perspective view of a dental hygiene device handle. FIG. 2 is a front view of the dental hygiene device handle shown in FIG. 1, the rear view being identical thereto.

FIG. 3 is a left side view of the dental hygiene device handle shown in FIG. 1, the right side view being identical thereto. FIG. 4 is a top view of the dental hygiene device handle shown in FIG. 1.

FIG. 5 is a bottom view of the dental hygiene device handle shown in FIG. 1.

FIG. 6 is a perspective view of an alternative embodiment of the dental hygiene device handle of FIG. 1.

FIG. 7 is a front view of the dental hygiene device handle shown in FIG. 6, the rear view being identical thereto.

FIG. 8 is a left side view of the dental hygiene device handle shown in FIG. 6, the right side view being identical thereto.

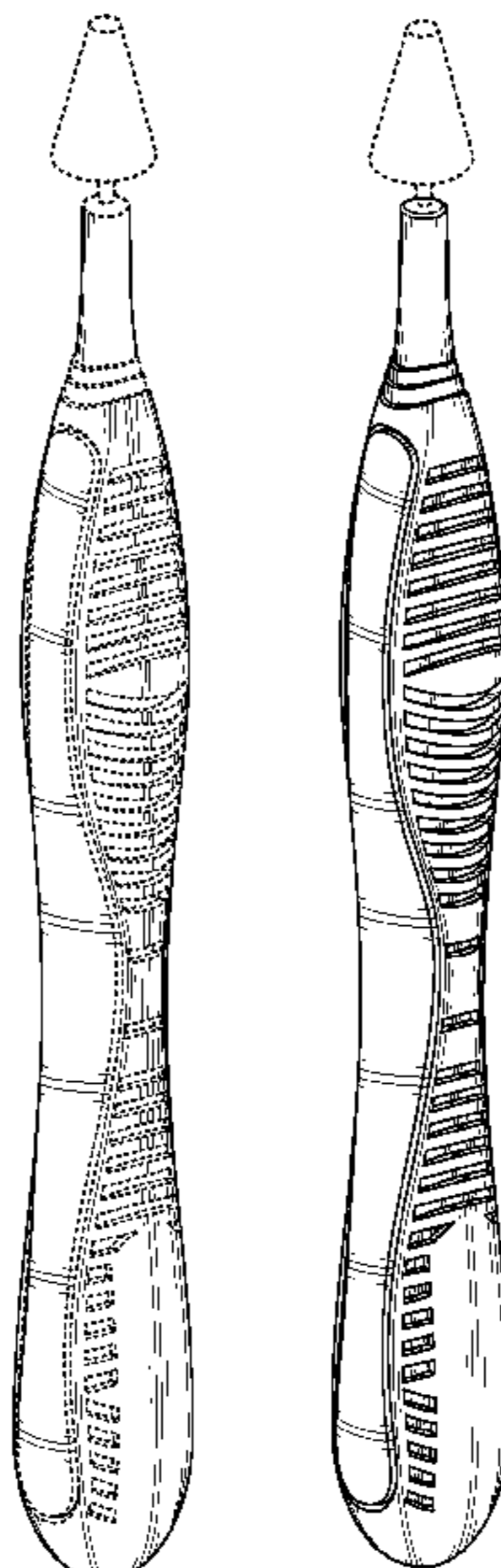
FIG. 9 is a top view of the dental hygiene device handle shown in FIG. 6; and,

FIG. 10 is a bottom view of the dental hygiene device handle shown in FIG. 6.

The broken lines showing the environment form no part of the claimed design.

Portions of the dental hygiene device handle shown in broken lines form no part of the claimed design.

**1 Claim, 6 Drawing Sheets**



(56)

References Cited

U.S. PATENT DOCUMENTS

1,465,522 A 8/1923 Lunday  
 1,513,556 A 10/1924 Lucia  
 1,806,520 A 5/1931 Cave  
 1,894,413 A 1/1933 Nenning et al.  
 1,963,360 A 6/1934 Gibbin et al.  
 1,996,205 A 4/1935 Jackson  
 2,094,240 A 9/1937 Herrick et al.  
 2,164,219 A 1/1939 McGerry  
 2,167,129 A 7/1939 Sleeper  
 2,206,542 A 7/1940 Arnold  
 2,319,841 A 5/1943 Bate  
 D157,514 S 2/1950 Perwas  
 D173,852 S 1/1955 Pope  
 3,163,874 A 1/1965 Bauer  
 3,204,275 A 9/1965 Baker  
 3,559,226 A 2/1971 Burns  
 3,720,975 A 3/1973 Nelson  
 3,892,040 A 7/1975 Marquis  
 4,030,199 A 6/1977 Russell  
 4,222,143 A 9/1980 Tarrson et al.  
 4,387,479 A 6/1983 Kigyos  
 4,399,582 A 8/1983 Ernest et al.  
 D270,669 S 9/1983 Cassai et al.  
 4,520,526 A 6/1985 Peters  
 4,535,761 A 8/1985 Rabinowitz  
 4,679,272 A 7/1987 Florence  
 4,691,404 A 9/1987 Tarrson et al.  
 5,351,358 A 10/1994 Larrimore  
 5,377,377 A 1/1995 Bredall et al.

5,488,751 A \* 2/1996 Gekhter et al. .... 15/167.1  
 D424,303 S \* 5/2000 Tobias ..... D4/111  
 D445,958 S \* 7/2001 Dansreau et al. .... D28/48  
 D538,046 S \* 3/2007 Tsauro ..... D4/121  
 D587,846 S \* 3/2009 Wonderley et al. .... D28/48  
 D635,716 S \* 4/2011 Rhoad ..... D28/46  
 8,567,000 B2 \* 10/2013 Kubo ..... 15/206  
 2006/0179593 A1 8/2006 Okamura  
 2007/0086831 A1 \* 4/2007 Wold ..... 401/188 R  
 2008/0213731 A1 \* 9/2008 Fishburne ..... 433/217.1

FOREIGN PATENT DOCUMENTS

FR 671738 12/1929  
 JP 63-3225 1/1988  
 JP 63-3226 1/1988  
 JP 6-70812 3/1994  
 JP 2001204549 A \* 7/2001 ..... A46B 5/02  
 JP 2004242781 A \* 9/2004 ..... A46B 5/00  
 JP 3139202 U \* 1/2008 ..... A61C 15/00  
 KR 10-0827549 B1 \* 5/2008 ..... A61C 17/22

OTHER PUBLICATIONS

Page 40 Oral Health, Jan. 1979.  
 Picture of unknown Japanese Brush (marked Exhibit AS1) of unknown date.  
 Denticator Brushes, (date unknown).  
 Photocopy of three Specimens, (marked Exhibit AT2), of unknown date.

\* cited by examiner

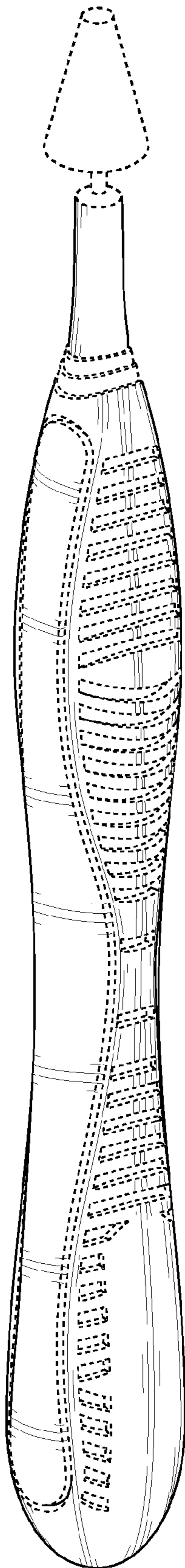


FIG. 1

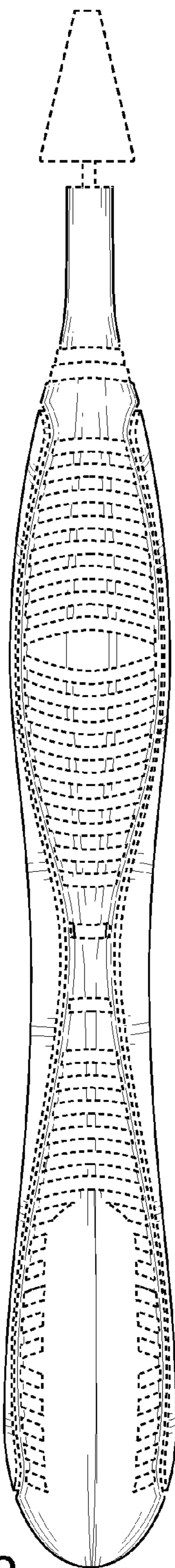


FIG. 2

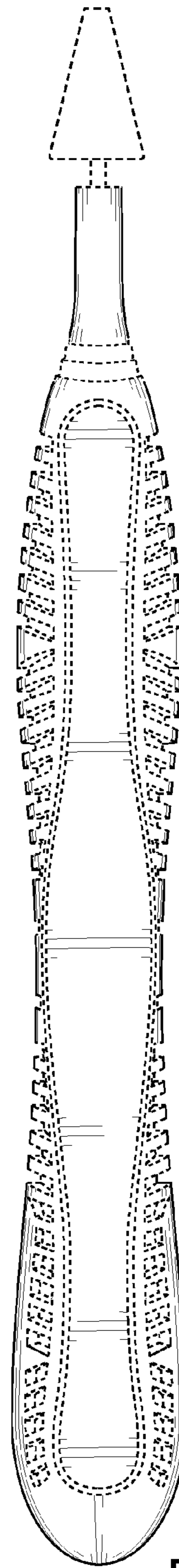


FIG. 3

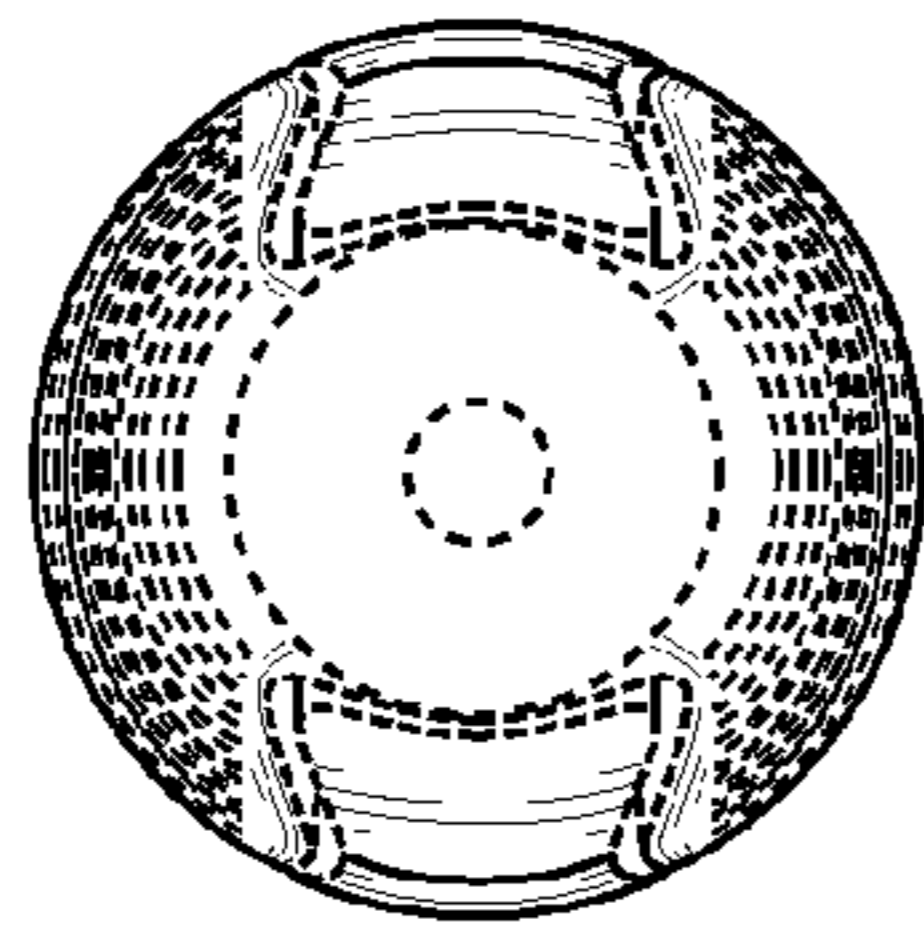


FIG. 4

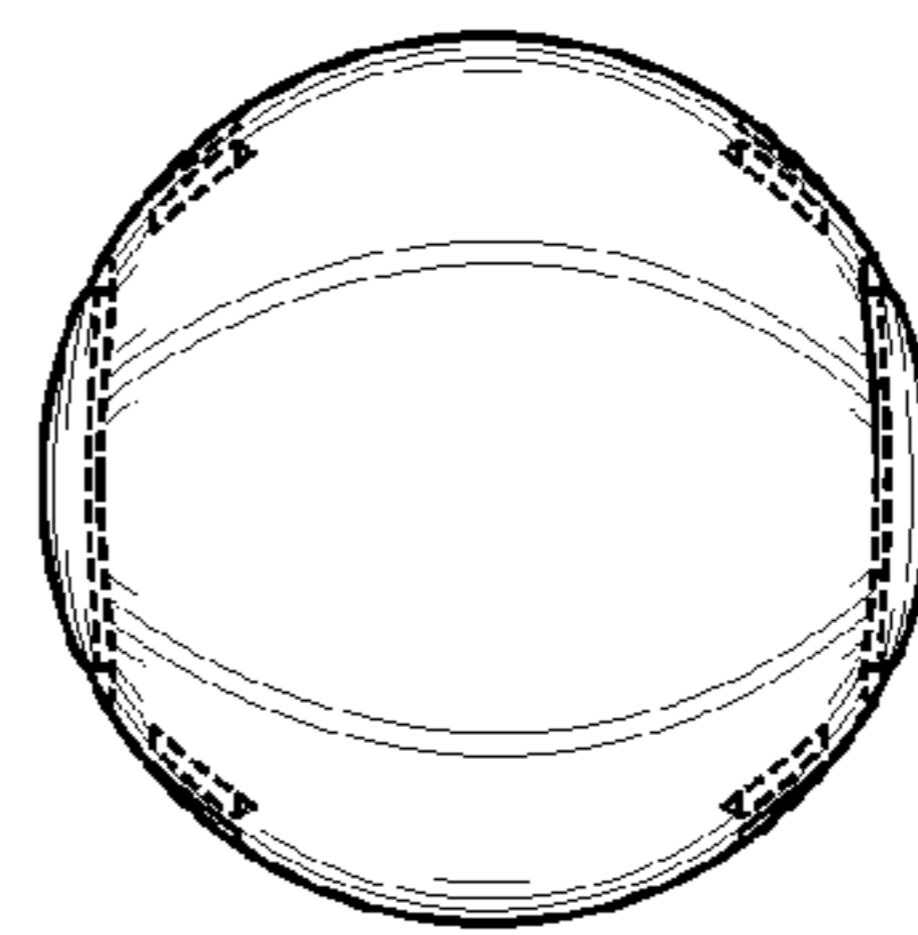


FIG. 5



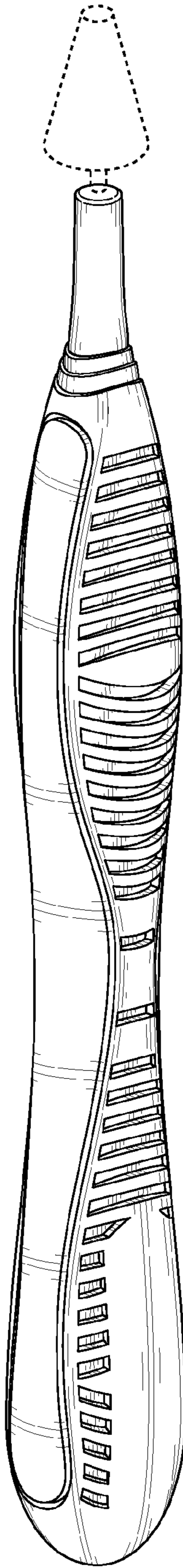


FIG. 6

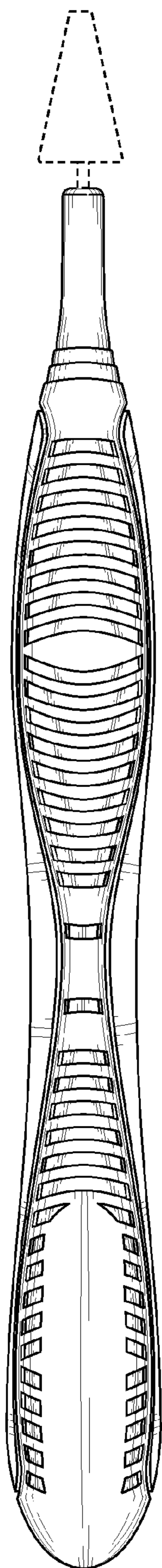


FIG. 7

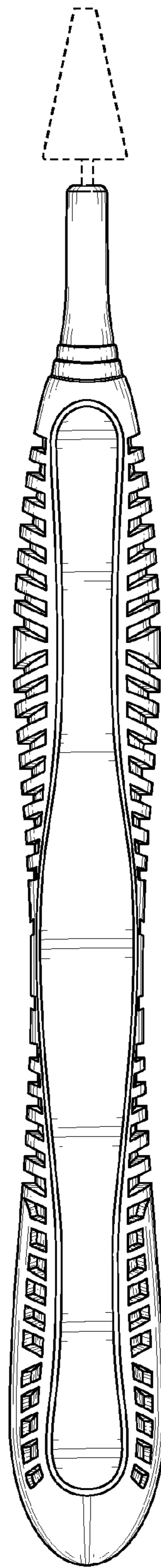


FIG. 8

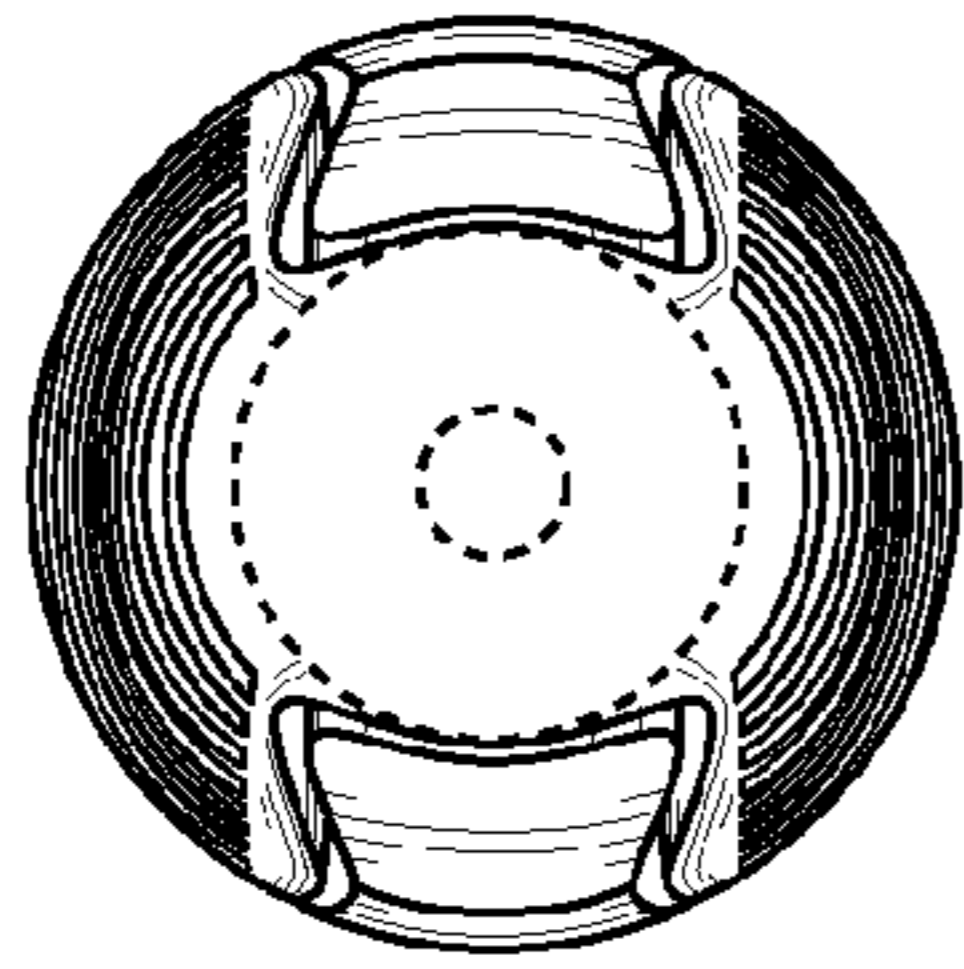


FIG. 9

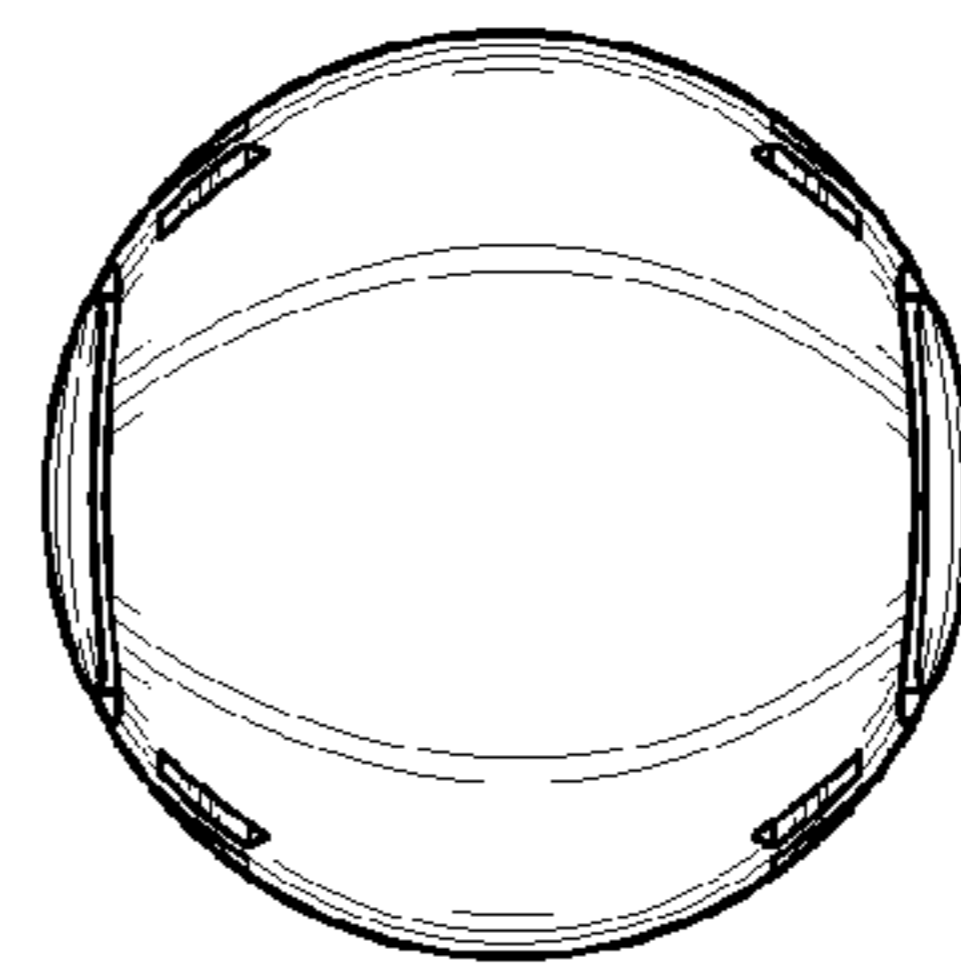


FIG. 10