



US00D723273S

(12) **United States Design Patent**
Burritt et al.

(10) **Patent No.:** **US D723,273 S**
(45) **Date of Patent:** **** Mar. 3, 2015**

(54) **CLUTCH**

(71) Applicants: **Edenia Marie Burritt**, Chula Vista, CA
(US); **Anna Sabina Avery**, Chula Vista,
CA (US)

(72) Inventors: **Edenia Marie Burritt**, Chula Vista, CA
(US); **Anna Sabina Avery**, Chula Vista,
CA (US)

(**) Term: **14 Years**

(21) Appl. No.: **29/464,759**

(22) Filed: **Aug. 20, 2013**

(51) **LOC (10) Cl.** **03-01**

(52) **U.S. Cl.**
USPC **D3/245**

(58) **Field of Classification Search**
CPC A45C 1/024; A45C 3/06
USPC D3/232-233, 240-243, 245-246;
150/100, 103-110, 113-114, 117-119
See application file for complete search history.

(56) **References Cited**

U.S. PATENT DOCUMENTS

1,562,408 A * 11/1925 Berkowitz 150/103
1,598,719 A * 9/1926 Hiering 150/108

1,915,083 A * 6/1933 Bodenstein 453/54
1,994,746 A * 3/1935 Banner 150/103
2,101,997 A * 12/1937 Goldberg 150/117
D160,475 S * 10/1950 Cohan D3/243
D222,406 S * 10/1971 Krifchin D3/243
D231,415 S * 4/1974 Weber D3/11
D375,428 S * 11/1996 Gall et al. D6/601
D422,405 S * 4/2000 du Sartel D3/243

* cited by examiner

Primary Examiner — Holly Baynham


(57) **CLAIM**

The ornamental design for a clutch, as shown and described.

DESCRIPTION

FIG. 1 is a perspective view of the clutch;
FIG. 2 is a front view;
FIG. 3 is a back view;
FIG. 4 is a left side view;
FIG. 5 is a right side view;
FIG. 6 is a top view; and,
FIG. 7 is a bottom view thereof.
The broken lines are for the purpose of illustrating stitching
and form no part of the claimed design.

1 Claim, 5 Drawing Sheets






FIG. 1




FIG. 2




FIG. 3

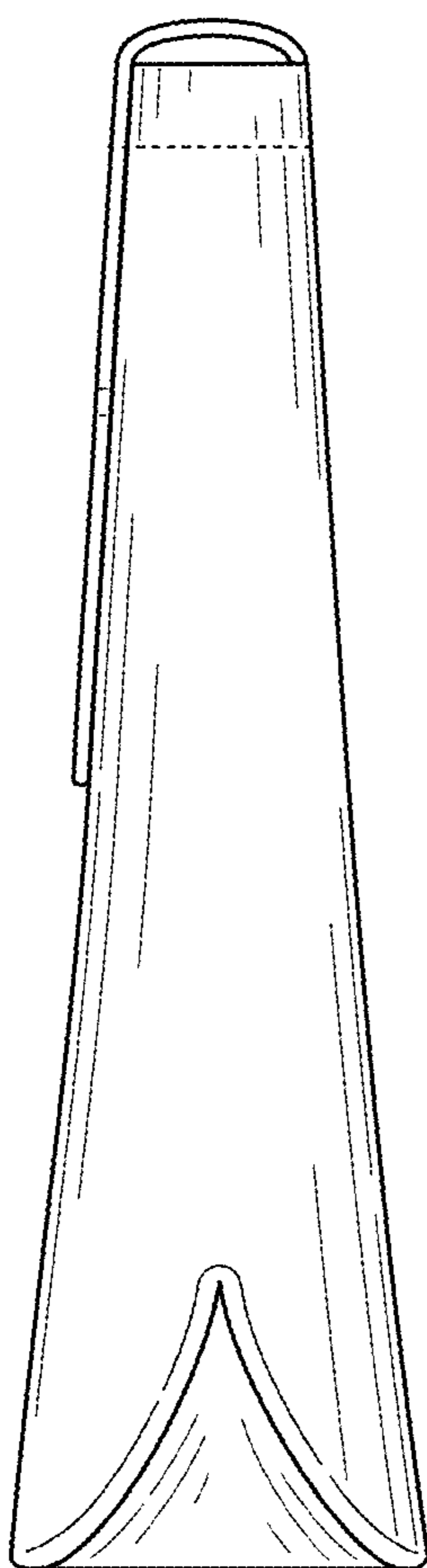


FIG. 4

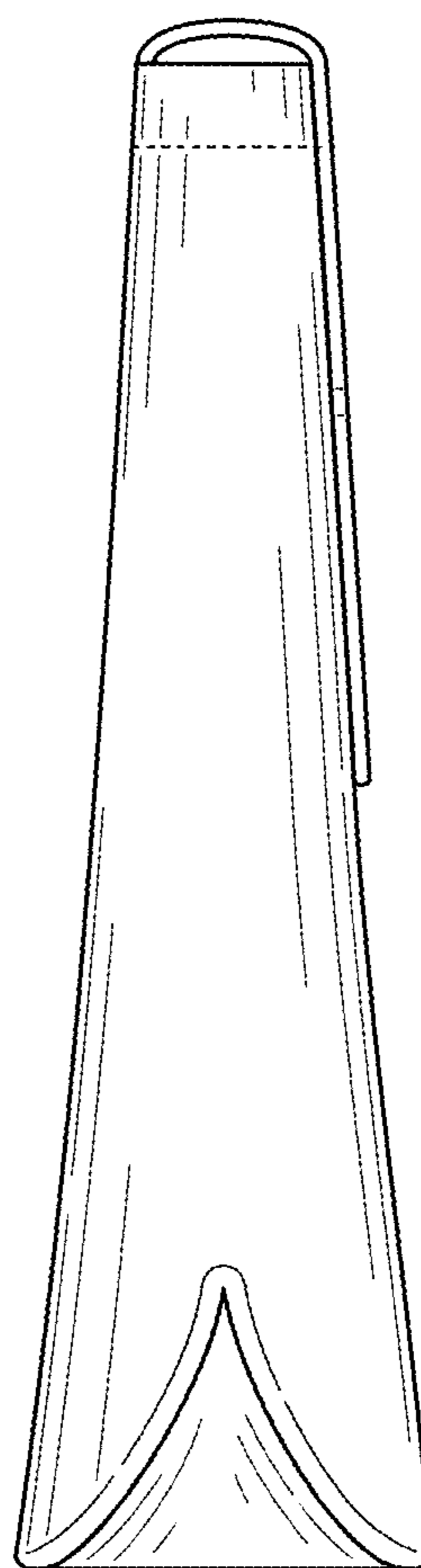


FIG. 5




FIG. 6




FIG. 7