



US00D723255S

(12) **United States Design Patent**
Nogueira

(10) **Patent No.:** **US D723,255 S**

(45) **Date of Patent:** **** Mar. 3, 2015**

(54) **INSOLE**

(71) Applicant: **Thiago Da Silva Nogueira**, Miami, FL
(US)

(72) Inventor: **Thiago Da Silva Nogueira**, Miami, FL
(US)

(**) Term: **14 Years**

(21) Appl. No.: **29/464,895**

(22) Filed: **Aug. 22, 2013**

(51) **LOC (10) Cl.** **02-04**

(52) **U.S. Cl.**
USPC **D2/961**

(58) **Field of Classification Search**
USPC D2/896, 925, 946, 947, 949-951, 961,
D2/968; 36/31, 43, 44, 71, 145, 147, 148,
36/149, 150, 151, 152, 153, 154, 155, 166,
36/169, 173, 174, 180
See application file for complete search history.

(56) **References Cited**

U.S. PATENT DOCUMENTS

D399,042 S * 10/1998 Strawser et al. D2/961
D418,666 S * 1/2000 Brown D2/961

D578,285 S * 10/2008 Vasyli et al. D2/961
D588,348 S * 3/2009 Elliott et al. D2/961
D611,237 S * 3/2010 Torrance et al. D2/961
D632,468 S * 2/2011 Meador et al. D2/961
2009/0282699 A1* 11/2009 Labogin 36/44

* cited by examiner

Primary Examiner — Stella Reid

Assistant Examiner — Janice Lim

(74) *Attorney, Agent, or Firm* — Jeffrey M. Furr, Esq.; Furr
Law Firm

(57) **CLAIM**

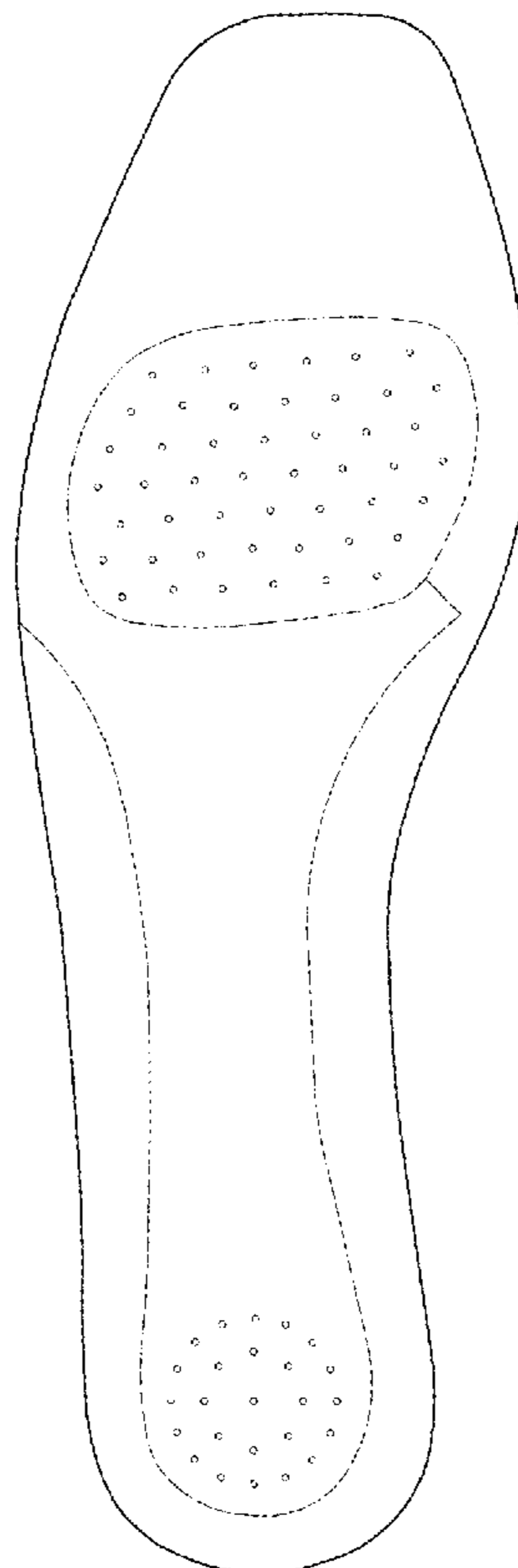
The ornamental design for an insole, as shown and described.

DESCRIPTION

FIG. 1 is a left foot top view of an insole, showing my new design with the right foot being a mirror image thereof; and, FIG. 2 is a left foot bottom view with the right foot being a mirror image thereof.

The broken line portions of FIGS. 1 and 2 are included to show stitching on the article.

1 Claim, 2 Drawing Sheets



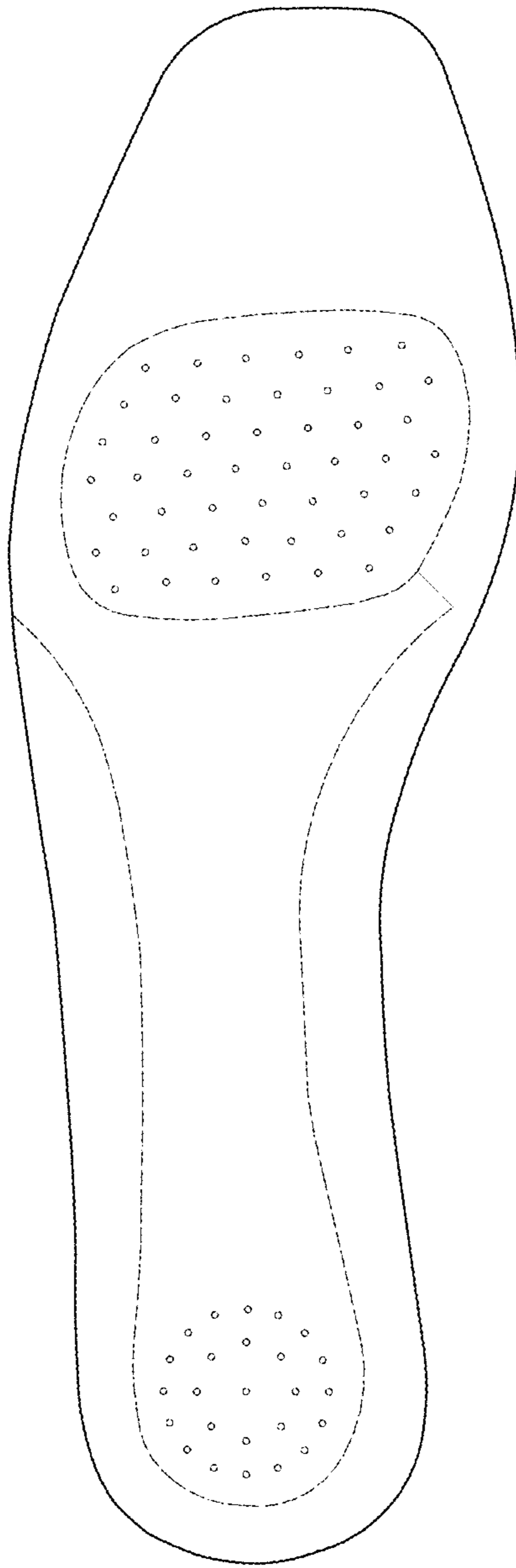


FIG. 1

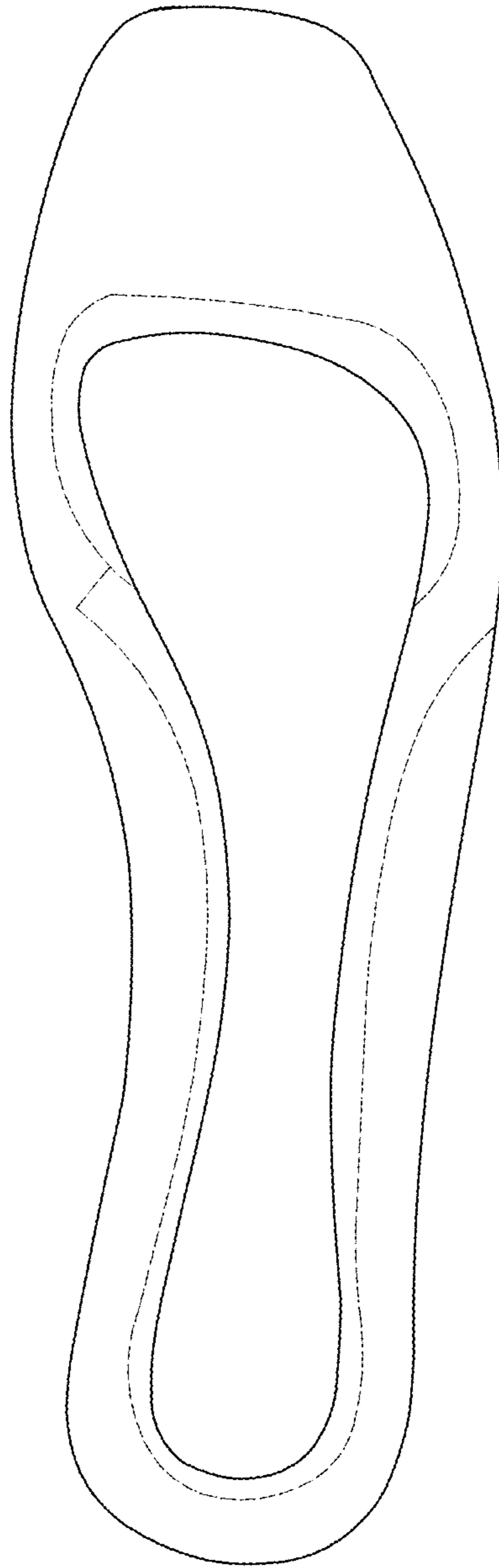


FIG. 2