

US00D723253S

(12) **United States Design Patent**  
**Blaise**

(10) **Patent No.:** **US D723,253 S**

(45) **Date of Patent:** **\*\* Mar. 3, 2015**

(54) **SHOE SOLE**

(71) Applicant: **Martial Blaise**, Greenacres, FL (US)

(72) Inventor: **Martial Blaise**, Greenacres, FL (US)

(73) Assignee: **Martial Blaise**, Wellington, FL (US)

(\*\*) Term: **14 Years**

(21) Appl. No.: **29/451,678**

(22) Filed: **Apr. 5, 2013**

(51) **LOC (10) Cl.** ..... **02-04**

(52) **U.S. Cl.**  
USPC ..... **D2/952**; D2/951; D2/948; D2/953

(58) **Field of Classification Search**  
USPC ..... D2/902, 906, 908, 916, 918, 925,  
D2/946-962, 977; 36/3 B, 22 R, 24.5, 25 R,  
36/28, 32 R, 34 R, 59 C, 67 A, 103  
See application file for complete search history.

(56) **References Cited**

**U.S. PATENT DOCUMENTS**

D247,832 S *	5/1978	Glasgow et al.	.....	D2/952
D309,670 S *	8/1990	Mendonca	.....	D2/952
D374,338 S *	10/1996	Chuang	.....	D2/961
D393,726 S *	4/1998	Sweeney	.....	D25/113
D399,644 S *	10/1998	Ball	.....	D2/952
5,996,250 A *	12/1999	Reed et al.	.....	36/3 R
6,544,626 B1 *	4/2003	Minges	.....	428/141
7,101,604 B1 *	9/2006	Minges	.....	428/141
D586,545 S *	2/2009	Feldman	.....	D2/961
7,877,900 B2 *	2/2011	Russell	.....	36/28

D639,040 S *	6/2011	Skaja et al.	.....	D2/961
D647,290 S *	10/2011	Bramani	.....	D2/952
D656,305 S *	3/2012	Harper	.....	D2/960
D657,120 S *	4/2012	Harper	.....	D2/959
D668,437 S *	10/2012	Mahoney	.....	D2/908
D674,171 S *	1/2013	Bramani et al.	.....	D2/902
D674,584 S *	1/2013	Klein	.....	D2/953
D675,815 S *	2/2013	Dazai et al.	.....	D2/958
D679,079 S *	4/2013	Matteo	.....	D2/961
D680,711 S *	4/2013	Bramani	.....	D2/899
D683,939 S *	6/2013	Little	.....	D2/952
D692,644 S *	11/2013	Eck	.....	D2/906
D695,504 S *	12/2013	Harper et al.	.....	D2/960

\* cited by examiner

*Primary Examiner* — T. Chase Nelson

(74) *Attorney, Agent, or Firm* — Martial Blaise

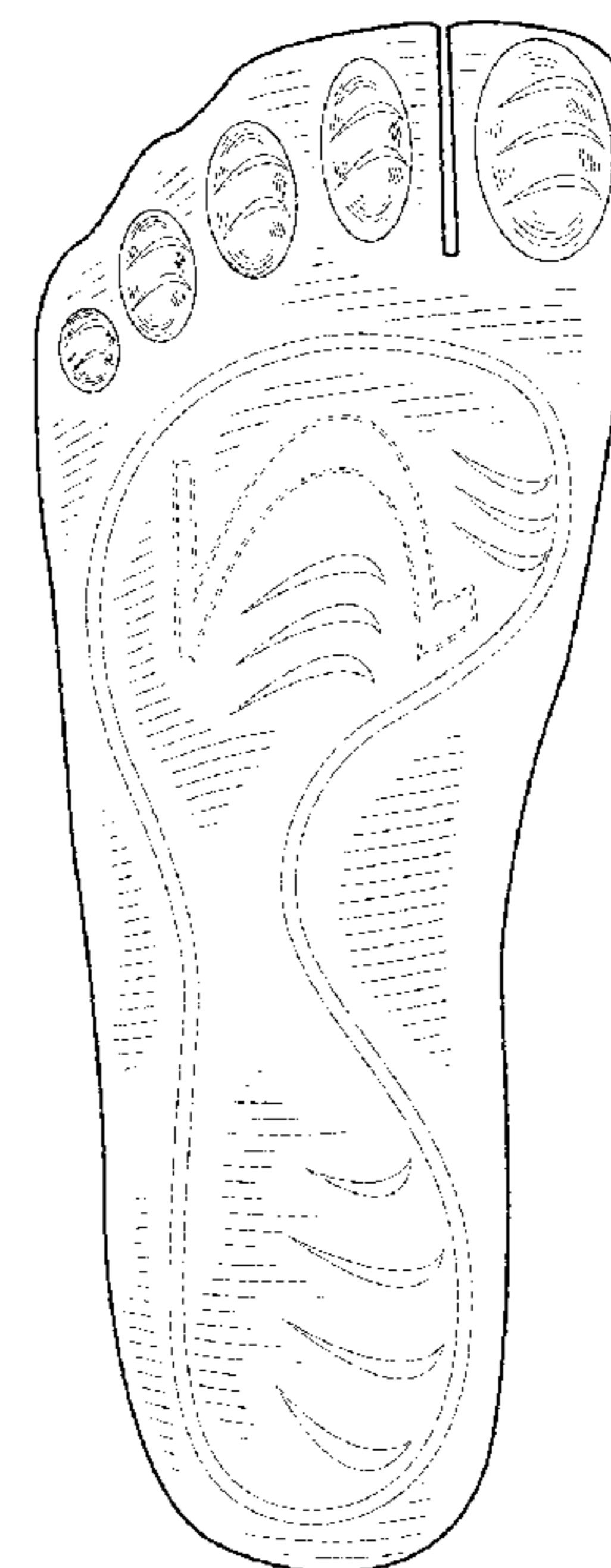
(57) **CLAIM**

I claim the ornamental design for a shoe sole, as shown and described.

**DESCRIPTION**

FIG. 1 is a top perspective view of a shoe sole, showing my new design;  
FIG. 2 is a bottom perspective view thereof;  
FIG. 3 is a front elevational view thereof;  
FIG. 4 is a rear elevational view thereof;  
FIG. 5 is a left-side elevational view thereof;  
FIG. 6 is a right-side elevational view thereof;  
FIG. 7 is a top plan view thereof; and,  
FIG. 8 is a bottom plan view thereof.  
The broken lines showing a logo in FIGS. 2 and 8 depict environmental matter and form no part of the claimed design.

**1 Claim, 3 Drawing Sheets**



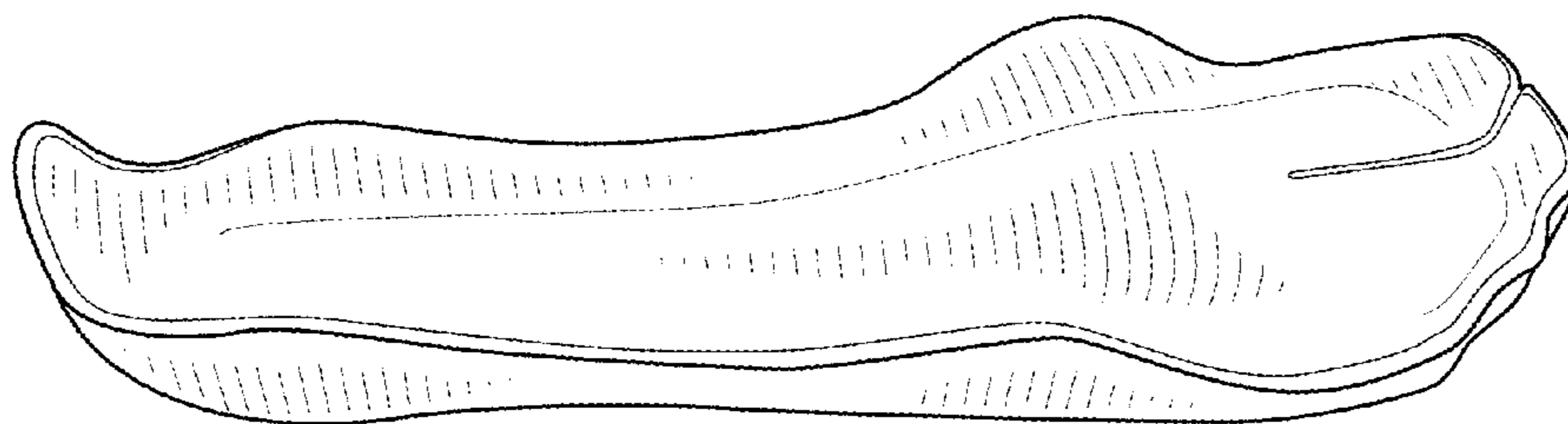


FIG. 1

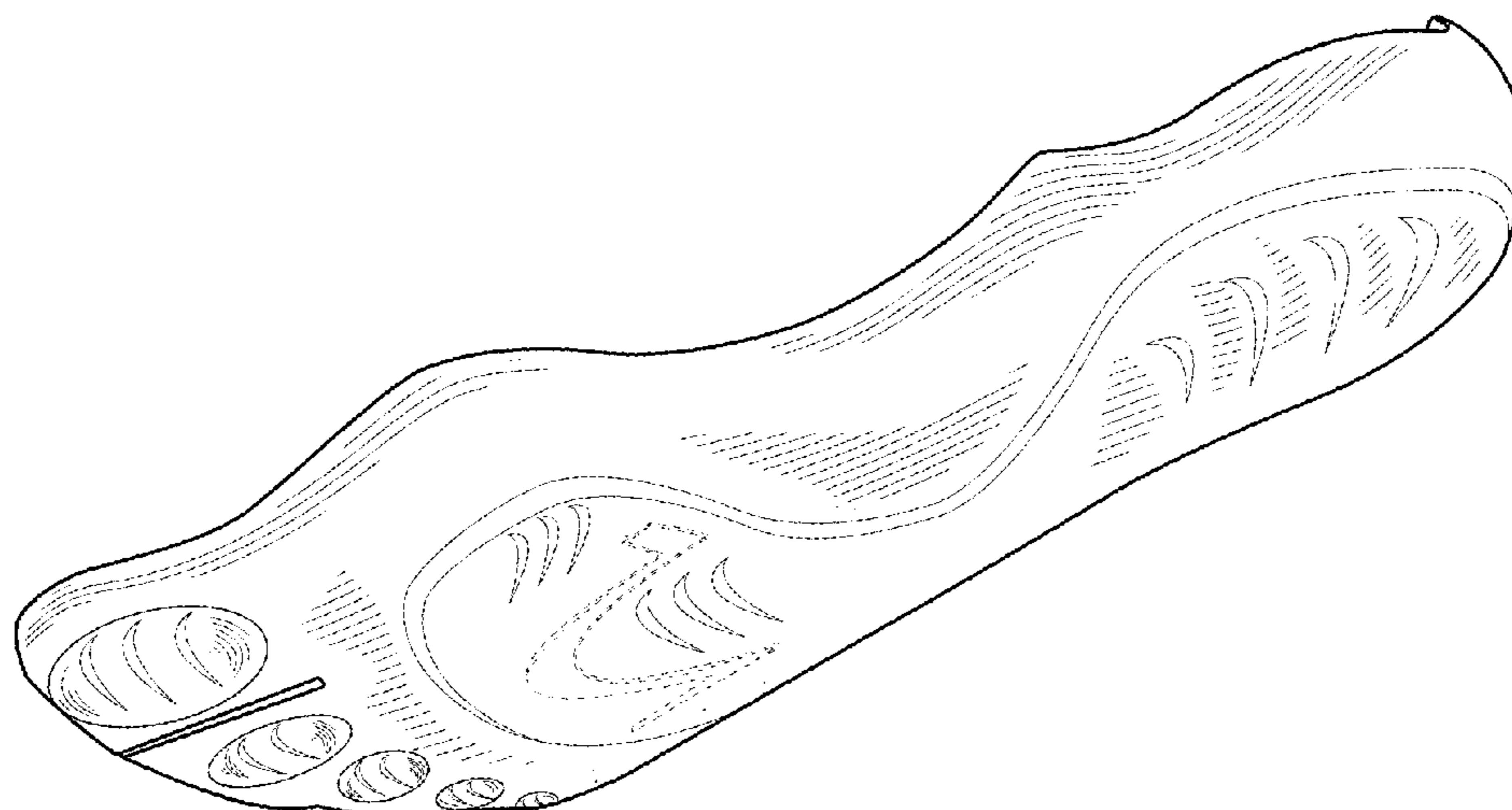


FIG. 2

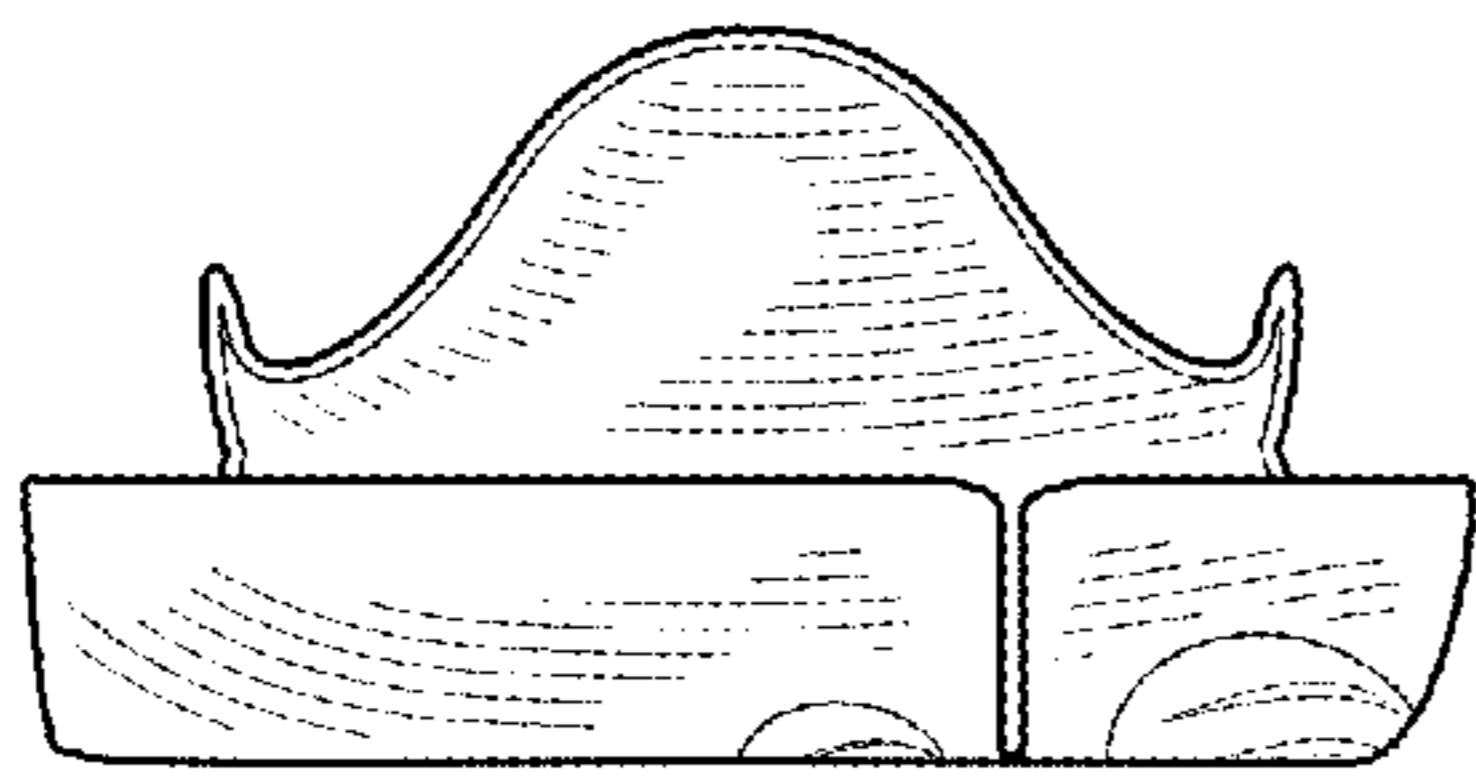


FIG. 3

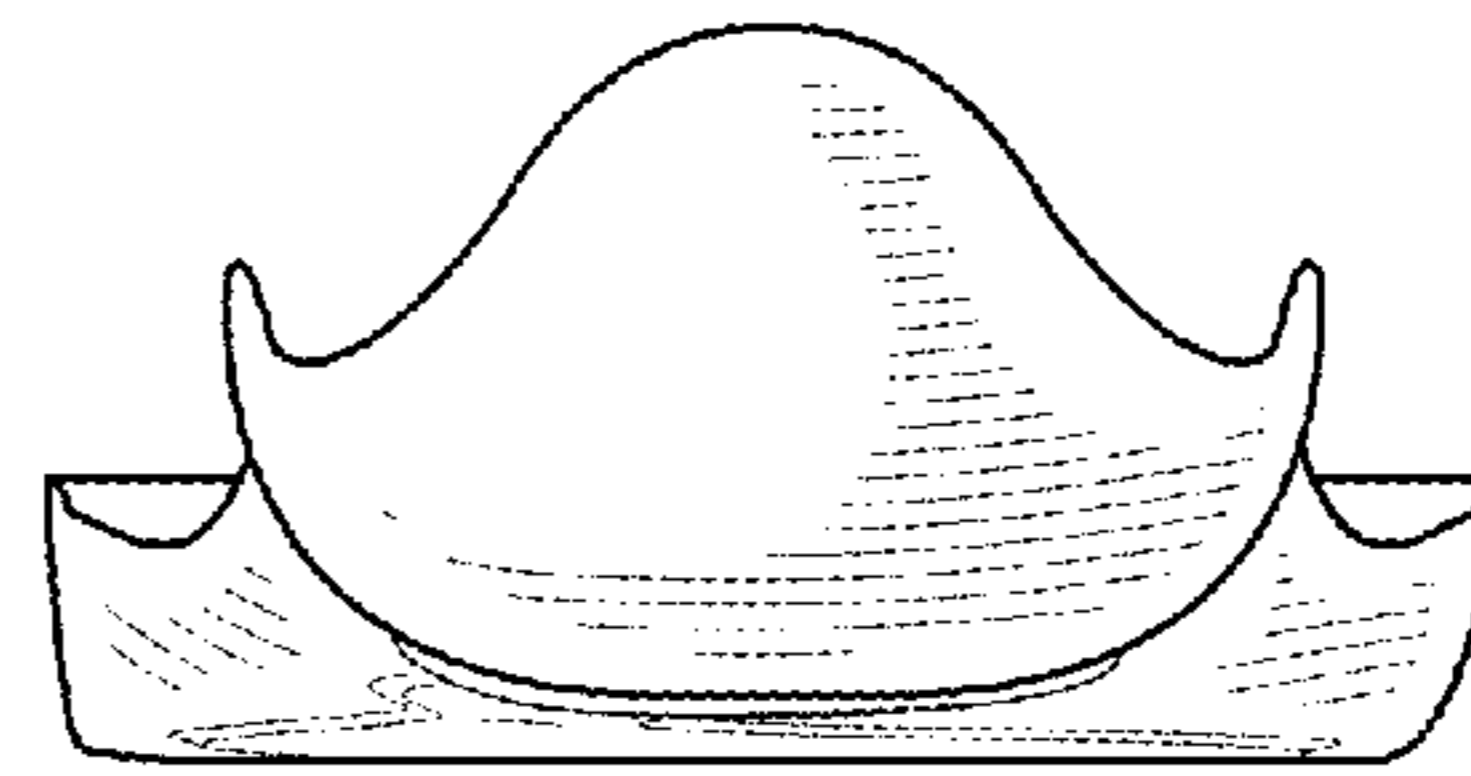


FIG. 4



FIG. 5




FIG. 6

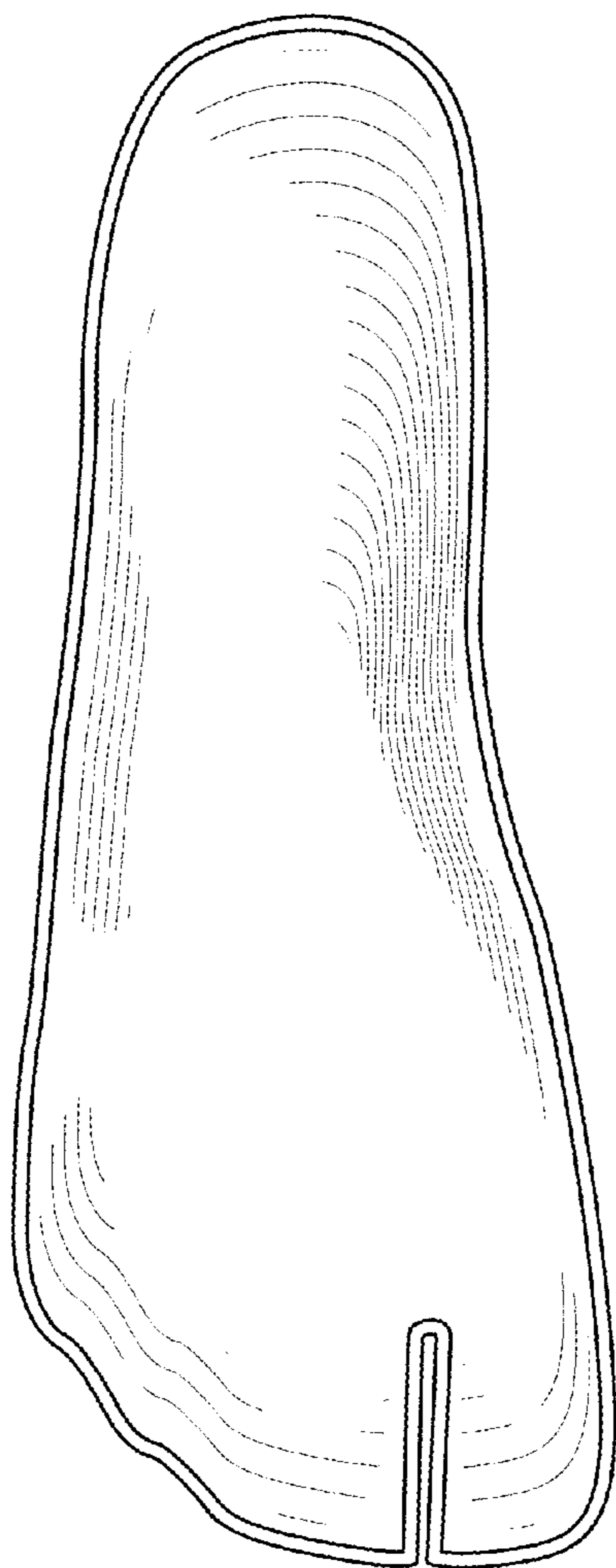


FIG. 7

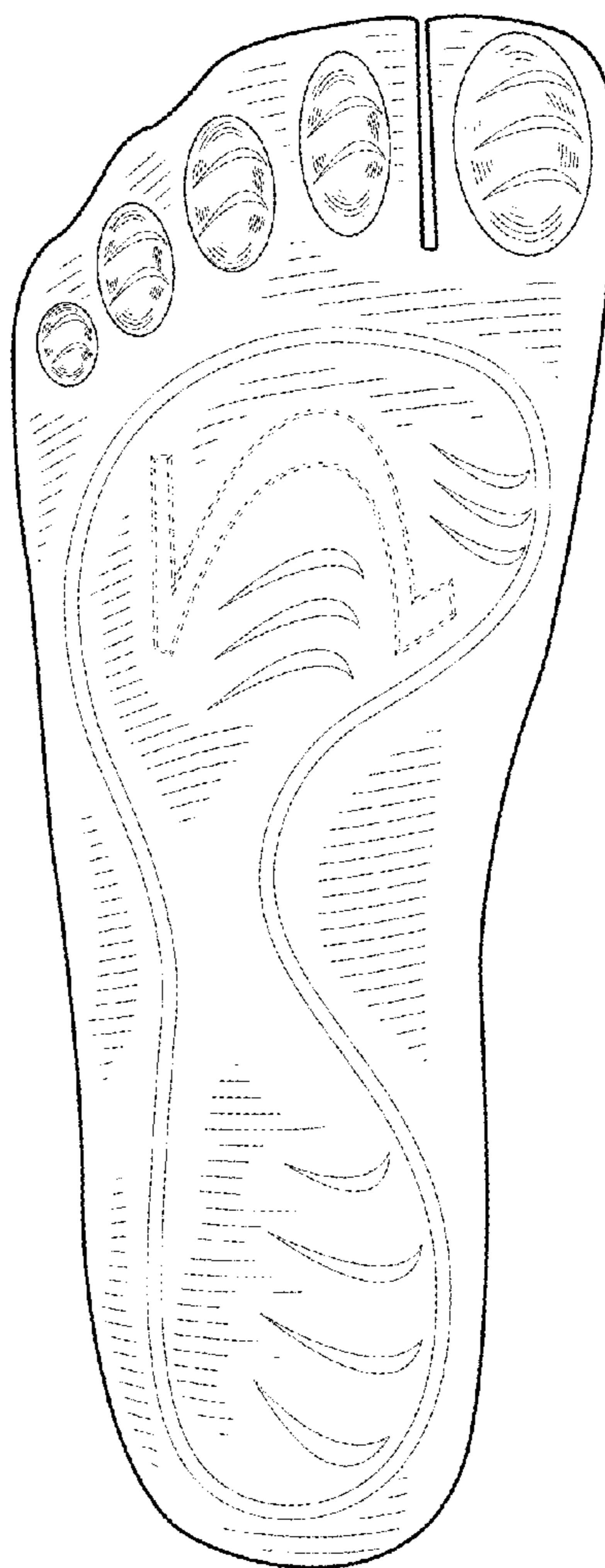


FIG. 8