



US00D723225S

(12) **United States Design Patent**
Lee et al.

(10) **Patent No.:** **US D723,225 S**
(45) **Date of Patent:** **** Feb. 24, 2015**

- (54) **PET CRATE**
- (71) Applicant: **Merry Products Corporation**,
Markham (CA)
- (72) Inventors: **Melody Lee**, Markham (CA); **Kevin Xin**, Markham (CA); **Zuzanna Sowka**,
Ottawa (CA)
- (73) Assignee: **Merry Products Corporation**,
Markham, Ontario (CA)
- (**) Term: **14 Years**
- (21) Appl. No.: **29/478,740**
- (22) Filed: **Jan. 8, 2014**
- (51) **LOC (10) Cl.** **30-02**
- (52) **U.S. Cl.**
USPC **D30/108**
- (58) **Field of Classification Search**
CPC A01K 1/0017; A01K 1/035; A01K 3/00;
E04H 17/18; E04H 17/1413; E04H
2017/1478; E04H 2017/1482; E06B 2009/002;
E06B 9/02; E06B 9/0623; E06B 9/0661
USPC D30/108, 110–112, 114, 117, 119, 199;
D6/332; D25/38.1, 48.5; 49/55, 143,
49/463; 119/416, 436, 452, 474, 482, 487,
119/494–495, 498–500, 502, 512–514;
160/135, 218
See application file for complete search history.

(56) **References Cited**

U.S. PATENT DOCUMENTS

- 3,651,851 A * 3/1972 Curtis 160/135
- D519,685 S * 4/2006 Scarpaci et al. D30/108

- D554,389 S * 11/2007 Pierce et al. D30/108
- D569,053 S 5/2008 Lee
- D579,609 S * 10/2008 Hirokawa et al. D30/114
- D609,407 S * 2/2010 Henley et al. D30/112
- D613,000 S * 3/2010 Ward D30/119
- D630,803 S * 1/2011 Lee et al. D30/199
- 7,887,029 B2 * 2/2011 Flannery 256/73
- D634,078 S * 3/2011 Lee et al. D30/119
- 8,074,969 B2 * 12/2011 Lee et al. 119/514
- 8,341,886 B2 * 1/2013 Yates 49/55
- 8,528,257 B2 * 9/2013 Kobayashi et al. 49/463
- D696,423 S * 12/2013 Gessford et al. D25/48.5
- D698,505 S * 1/2014 Muzaffer D30/199
- D704,901 S * 5/2014 Diskin et al. D30/108
- 2004/0045222 A1 * 3/2004 Hicks 49/394
- 2008/0185566 A1 * 8/2008 Flannery 256/73

* cited by examiner

Primary Examiner — Cathy A MacCormac

(74) *Attorney, Agent, or Firm* — Harness, Dickey & Pierce,
P.L.C.

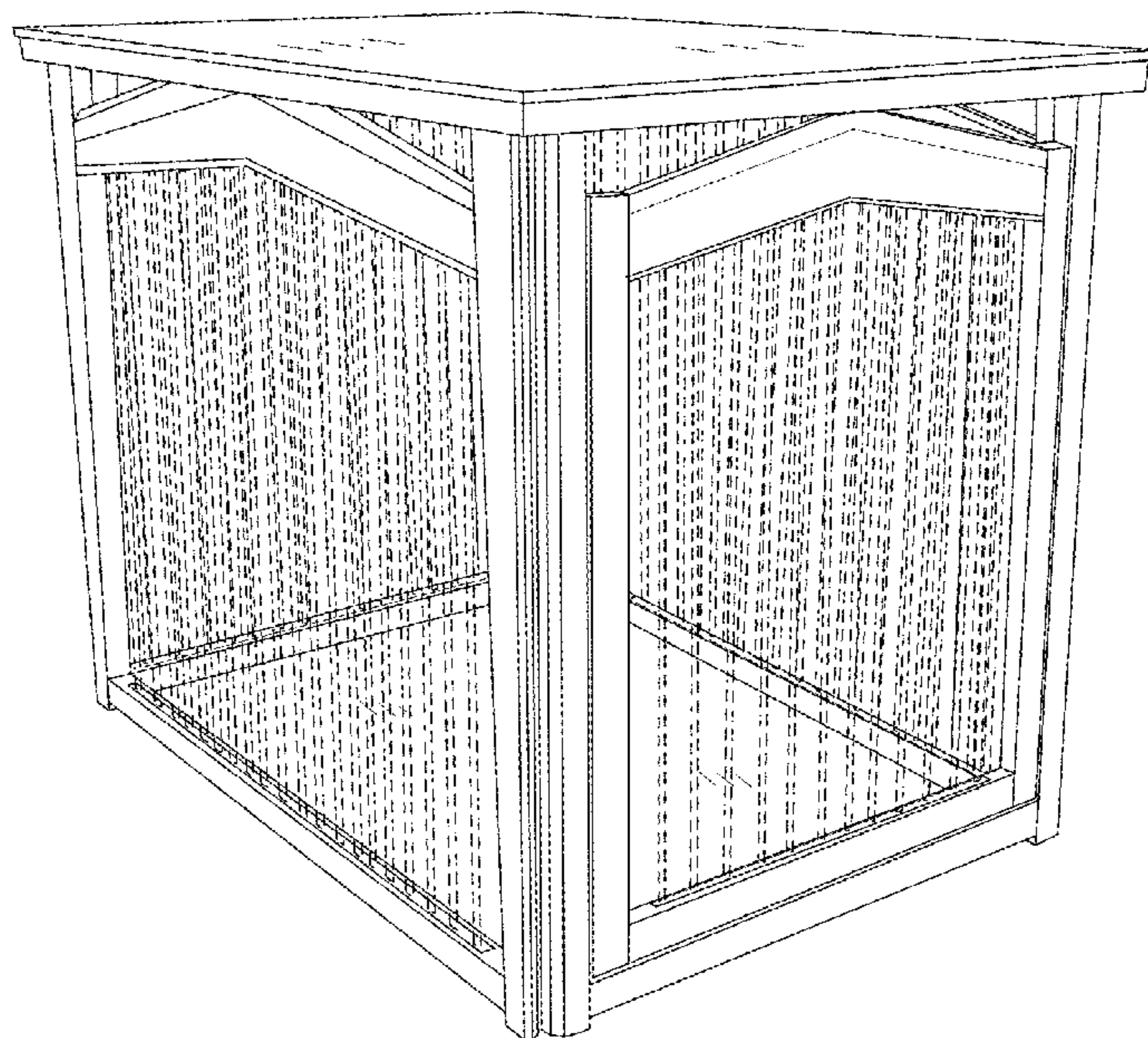
(57) **CLAIM**

The ornamental design for a pet crate, as shown and described.

DESCRIPTION

FIG. 1 is a perspective view of a pet crate in accordance with our design.
 FIG. 2 is a front view thereof.
 FIG. 3 is a rear view thereof.
 FIG. 4 is a left side view thereof, it being understood that the right side is identical thereof; and,
 FIG. 5 is a top view thereof.
 In the drawings, the broken lines are for illustrative purposes only and form no part of the claimed design. The bottom of the pet crate is not being claimed.

1 Claim, 5 Drawing Sheets



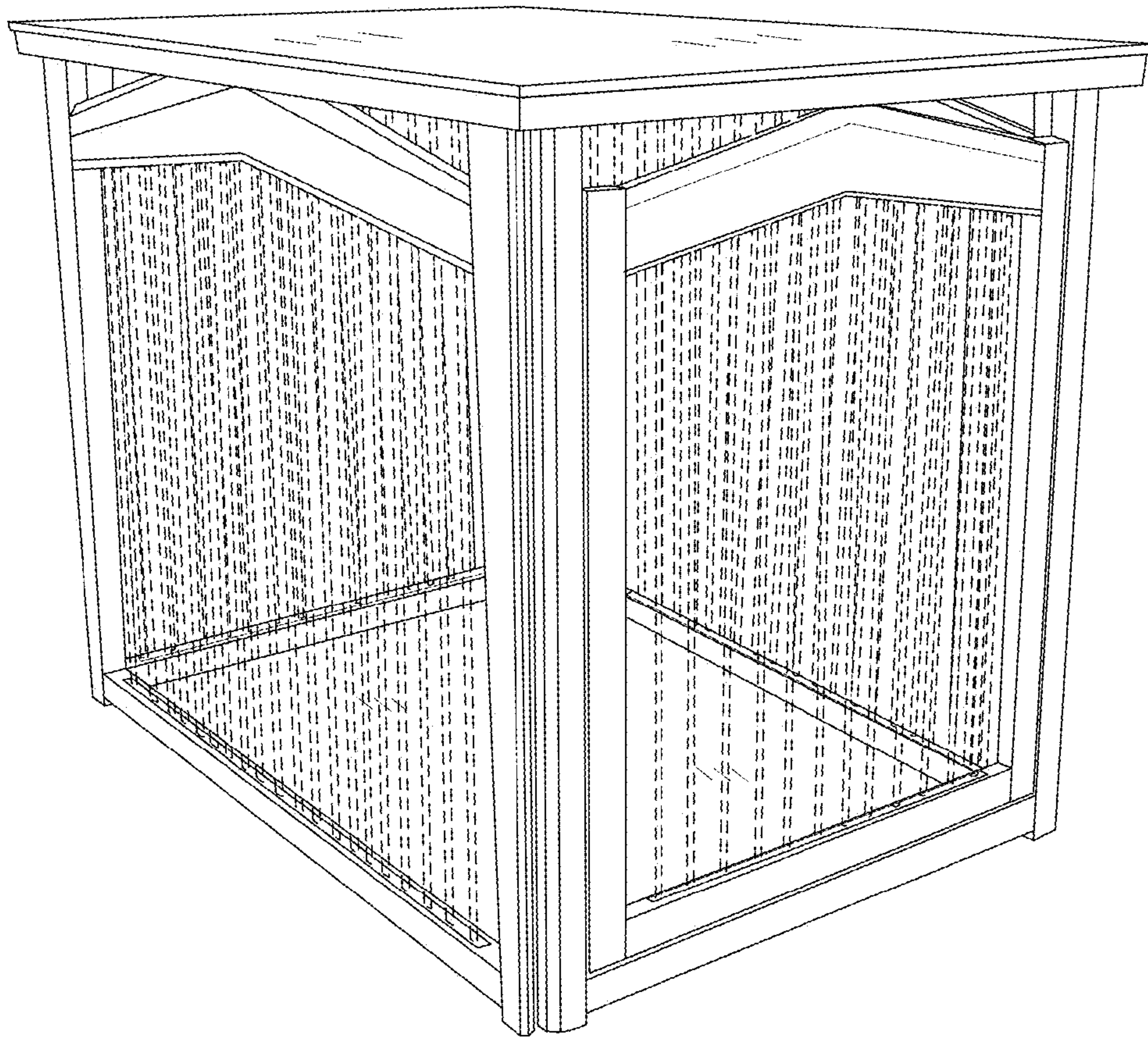


FIG. 1

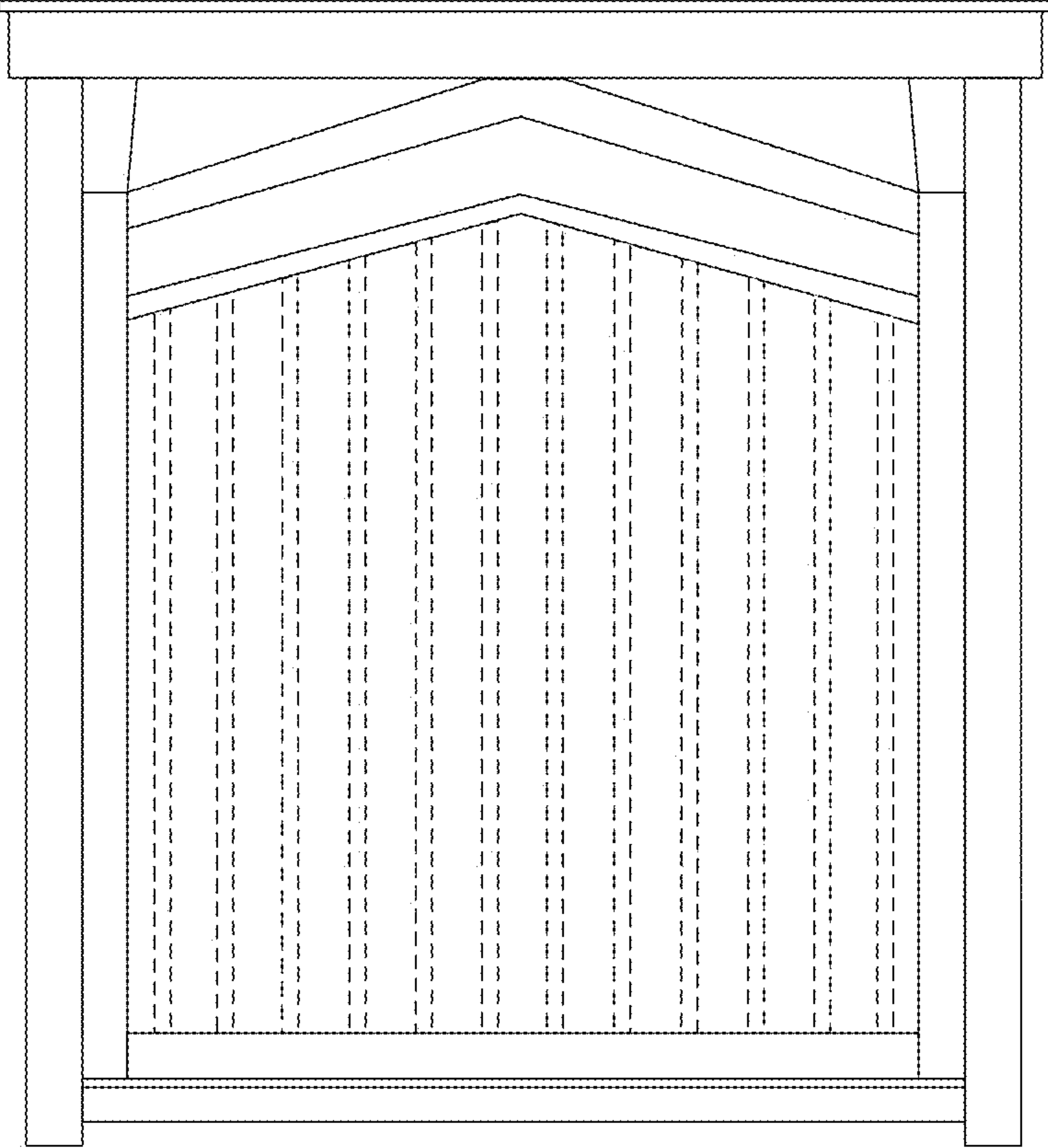


FIG. 2

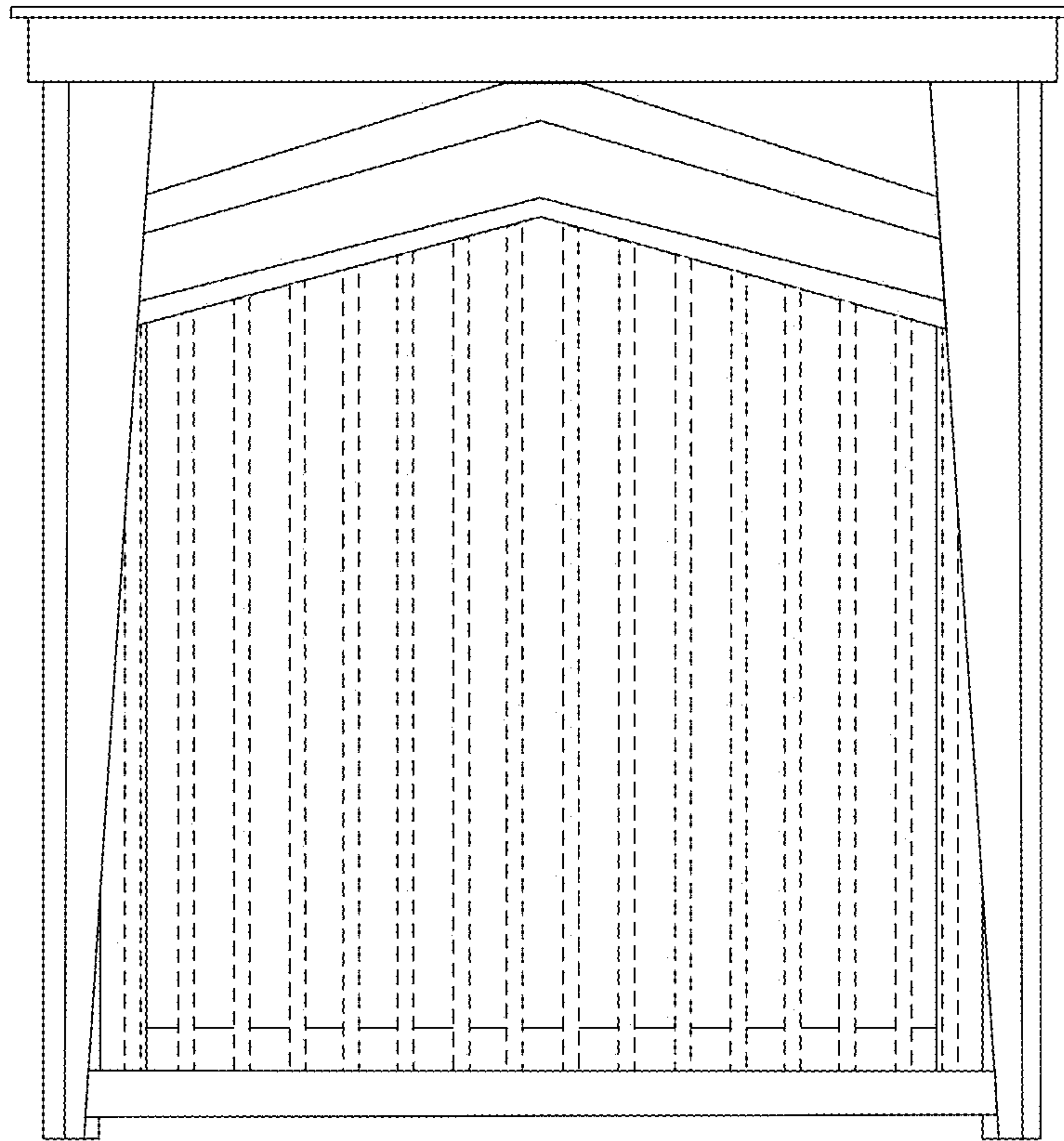


FIG. 3

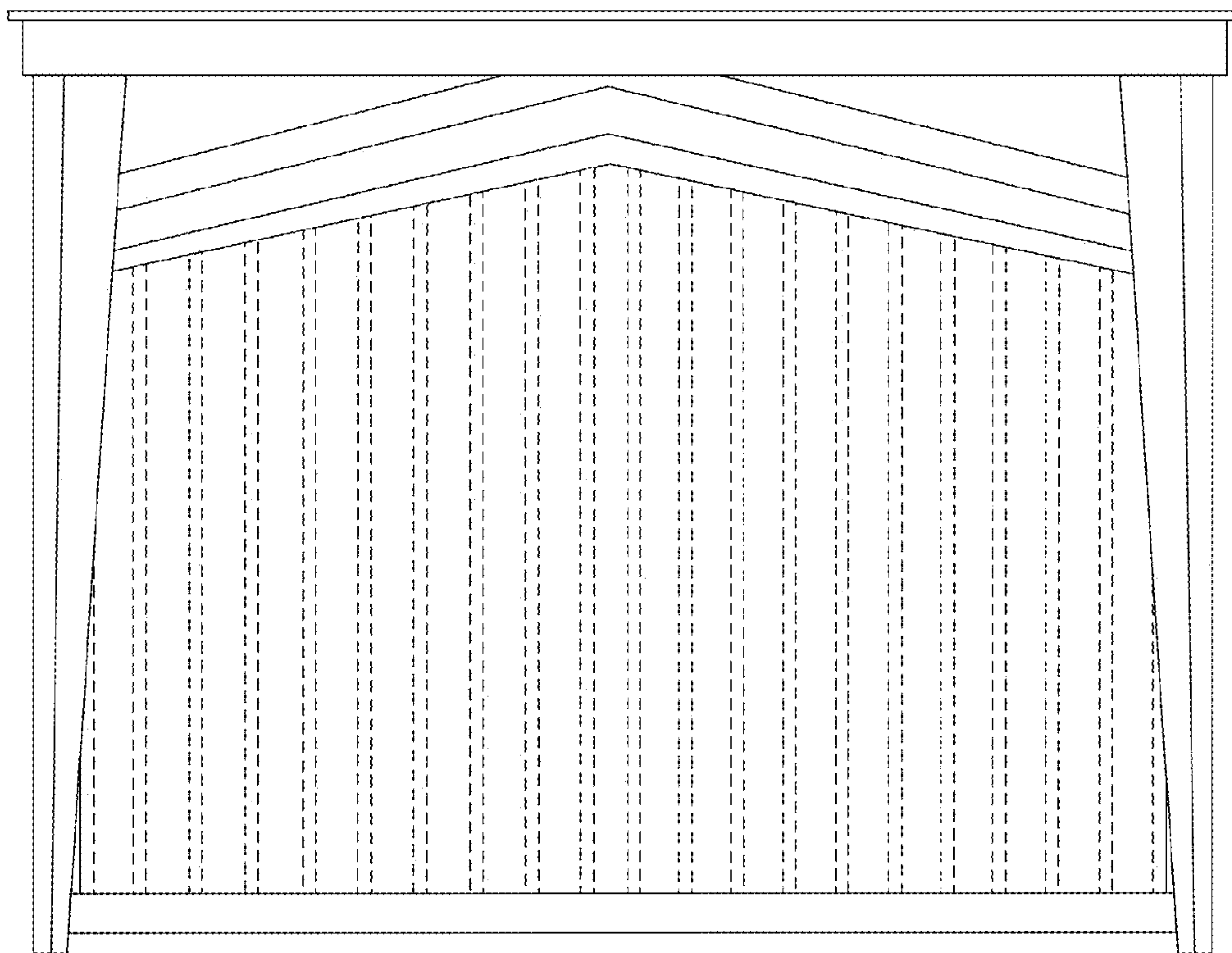


FIG. 4

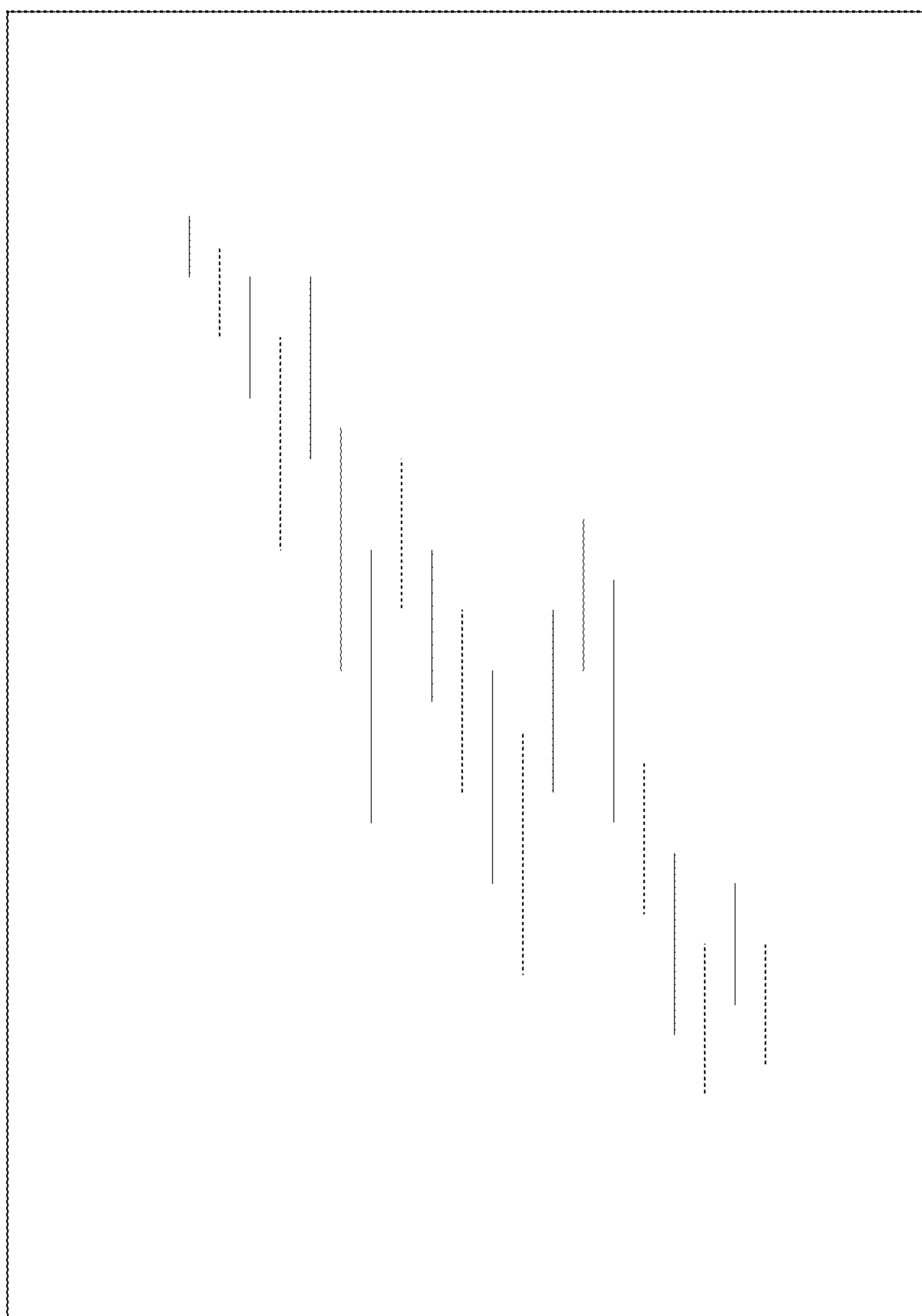


FIG. 5