



US00D723207S

(12) **United States Design Patent**  
**Wegrzyn**

(10) **Patent No.:** **US D723,207 S**

(45) **Date of Patent:** **\*\* Feb. 24, 2015**

(54) **BUTTERFLY ON BRANCH LIGHTING ORNAMENT**

(71) Applicant: **3D Lighting Innovations Inc.**, Montreal (CA)

(72) Inventor: **Tom Wegrzyn**, Richmond Hill (CA)

(73) Assignee: **3D Lighting Innovations Inc.**, Montreal, Quebec (CA)

(\*\*) Term: **14 Years**

(21) Appl. No.: **29/468,663**

(22) Filed: **Oct. 2, 2013**

(30) **Foreign Application Priority Data**

Apr. 2, 2013 (CA) ..... 150431

(51) **LOC (10) Cl.** ..... **26-03**

(52) **U.S. Cl.**  
USPC ..... **D26/73; D26/87**

(58) **Field of Classification Search**  
USPC ..... D26/72, 73, 85, 87, 90, 91, 92, 118, D26/120; 362/147, 432, 404-408  
See application file for complete search history.

(56) **References Cited**

**U.S. PATENT DOCUMENTS**

D69,156 S	*	12/1925	Nyquist	.....	D26/98
D78,132 S	*	3/1929	Tomiselli	.....	D26/73
D80,473 S	*	2/1930	Alosis	.....	D26/98
D90,844 S	*	10/1933	Gruber	.....	D26/144
D90,845 S	*	10/1933	Gruber	.....	D26/143
D193,405 S	*	8/1962	Rivera	.....	D26/73

D195,626 S	*	7/1963	Hood	.....	D11/137
D390,682 S	*	2/1998	Lawrence	.....	D26/73
5,829,862 A	*	11/1998	Ferrell	.....	362/554
D481,453 S	*	10/2003	Dye	.....	D23/377
D498,019 S	*	11/2004	Dye	.....	D26/144
D514,242 S	*	1/2006	Curtin	.....	D26/73
D519,670 S	*	4/2006	Sheng	.....	D26/92
D520,664 S	*	5/2006	Chen	.....	D26/73
D523,570 S	*	6/2006	Brady	.....	D26/26
D562,185 S	*	2/2008	van Wingerden et al.	...	D11/117
D672,898 S	*	12/2012	Glenn	.....	D26/73
D682,453 S	*	5/2013	Glenn	.....	D26/73
D682,454 S	*	5/2013	Glenn	.....	D26/73
D690,862 S	*	10/2013	Desai	.....	D26/73
D695,940 S	*	12/2013	Desai	.....	D26/73

\* cited by examiner

*Primary Examiner* — Clare E Heflin

(74) *Attorney, Agent, or Firm* — Banner & Witcoff, Ltd.

(57) **CLAIM**

The ornamental design for a butterfly on branch lighting ornament, as shown and described.

**DESCRIPTION**

FIG. 1 is a perspective view of a butterfly on branch lighting ornament showing my new design;  
FIG. 2 is a front view thereof;  
FIG. 3 is a top plan view thereof;  
FIG. 4 is a left side view thereof;  
FIG. 5 is a bottom view thereof; and,  
FIG. 6 is a right side view thereof.  
The broken line showing of the fastening element on the ornament is for environmental purposes only and forms no part of the claimed design.

**1 Claim, 6 Drawing Sheets**






Fig. 1

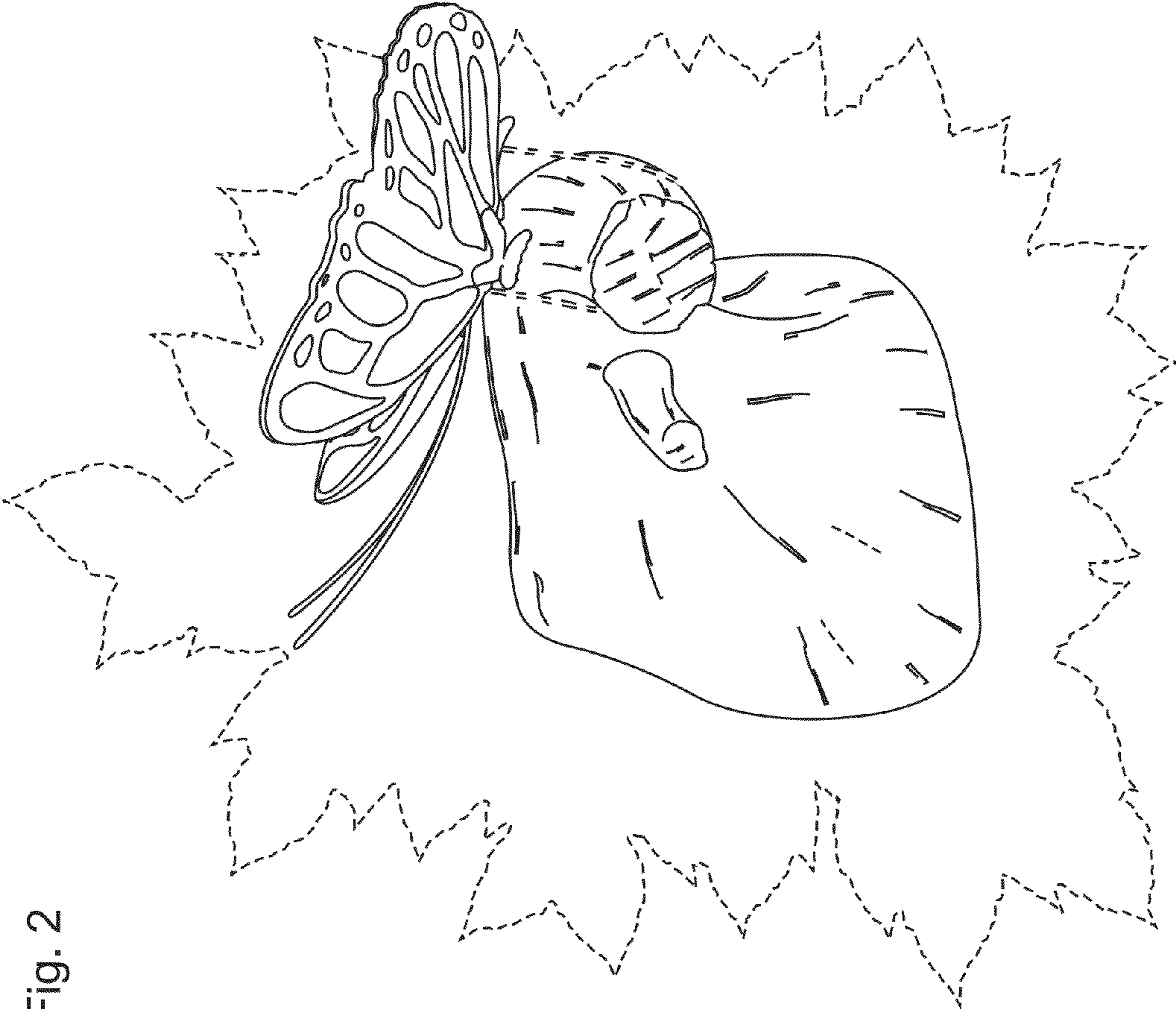


Fig. 2

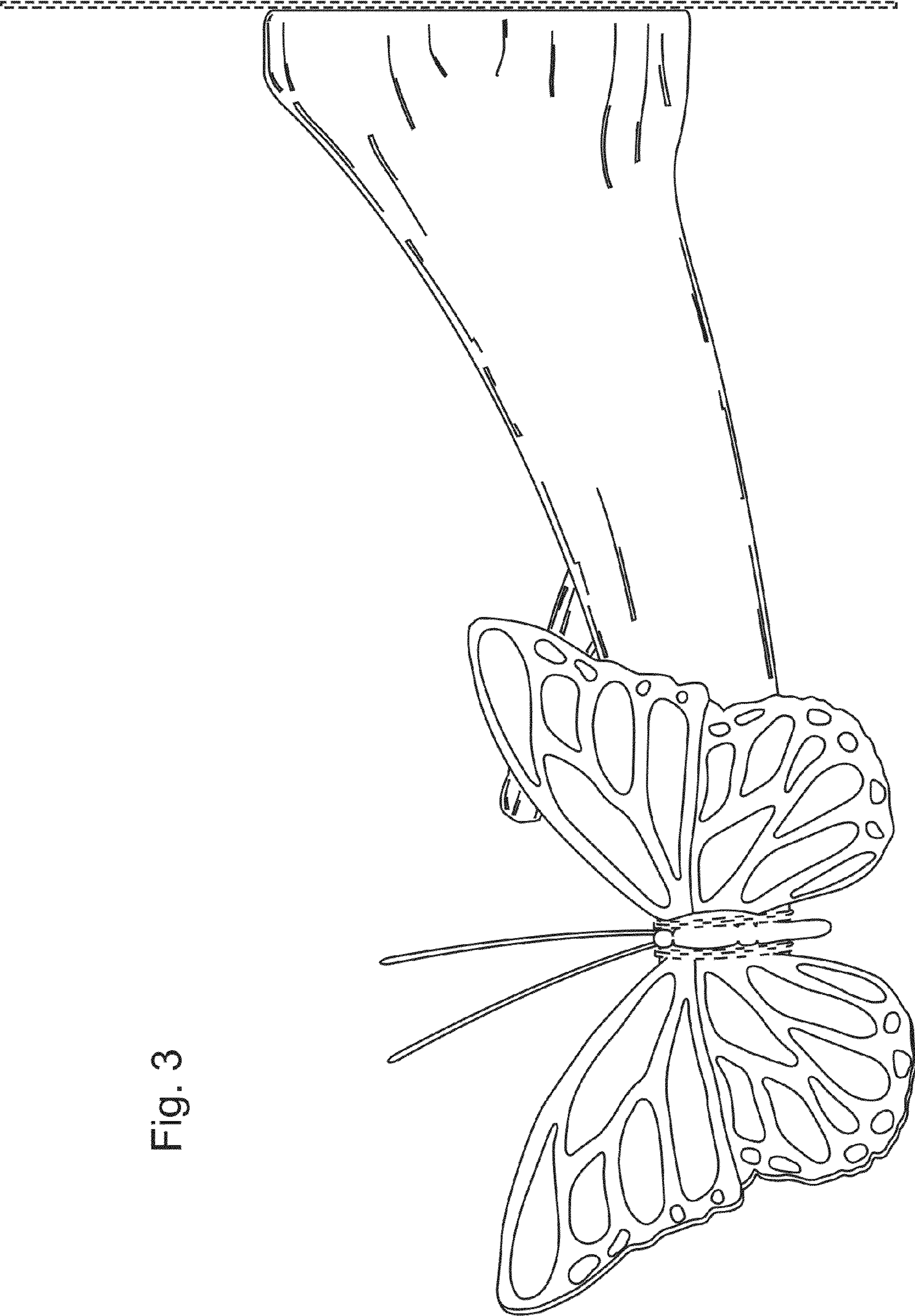


Fig. 3

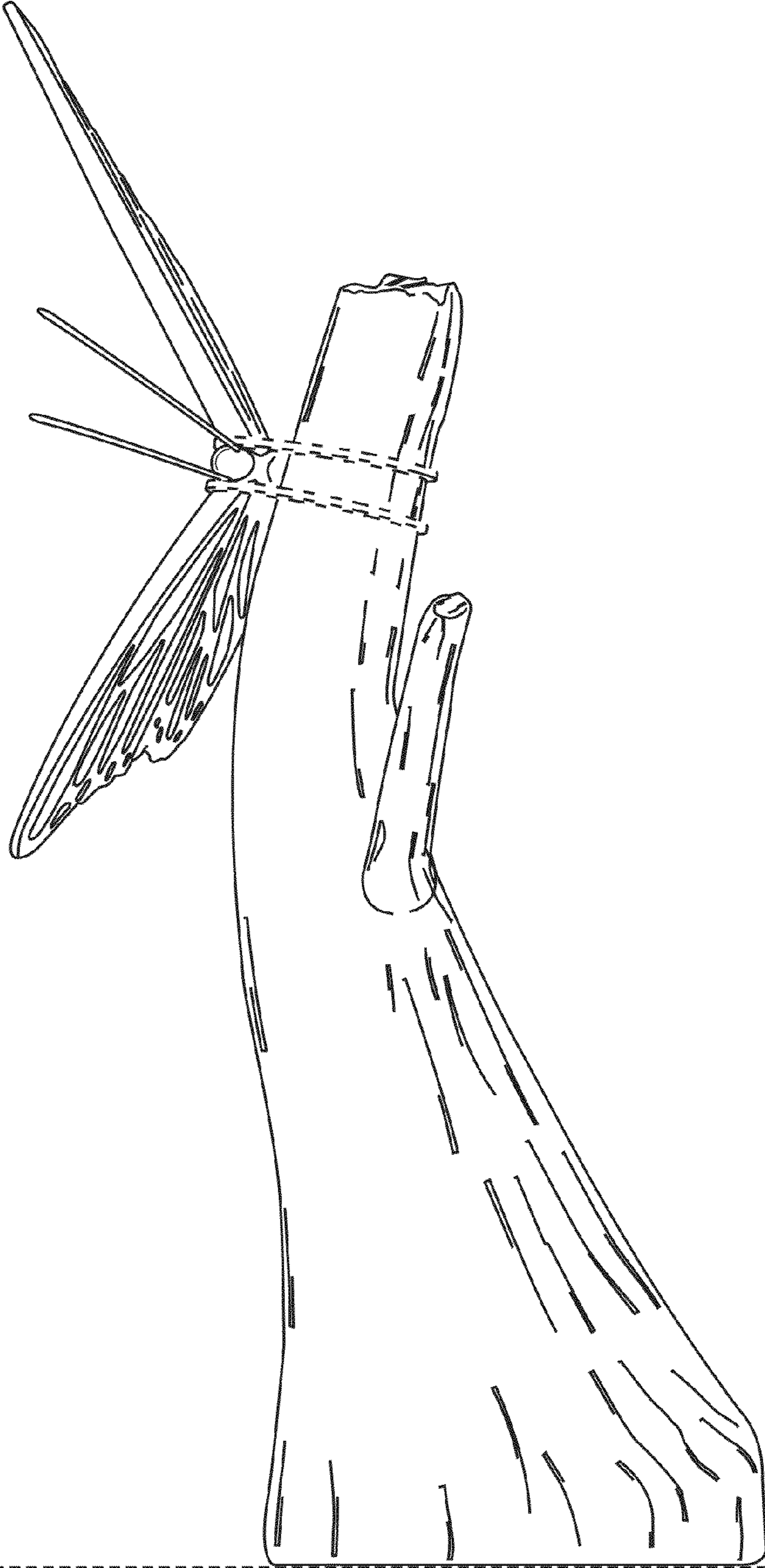


Fig.4

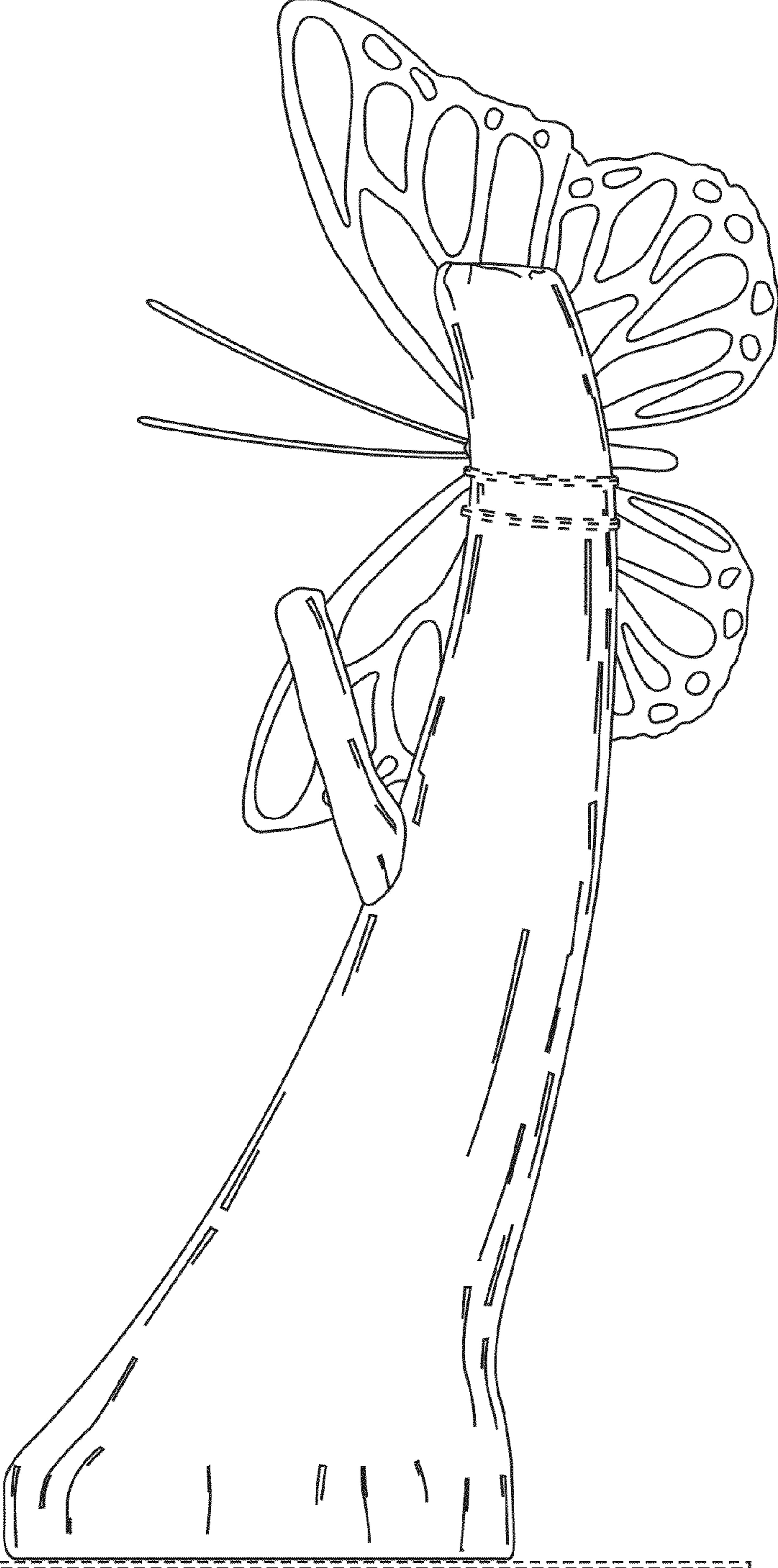


Fig. 5

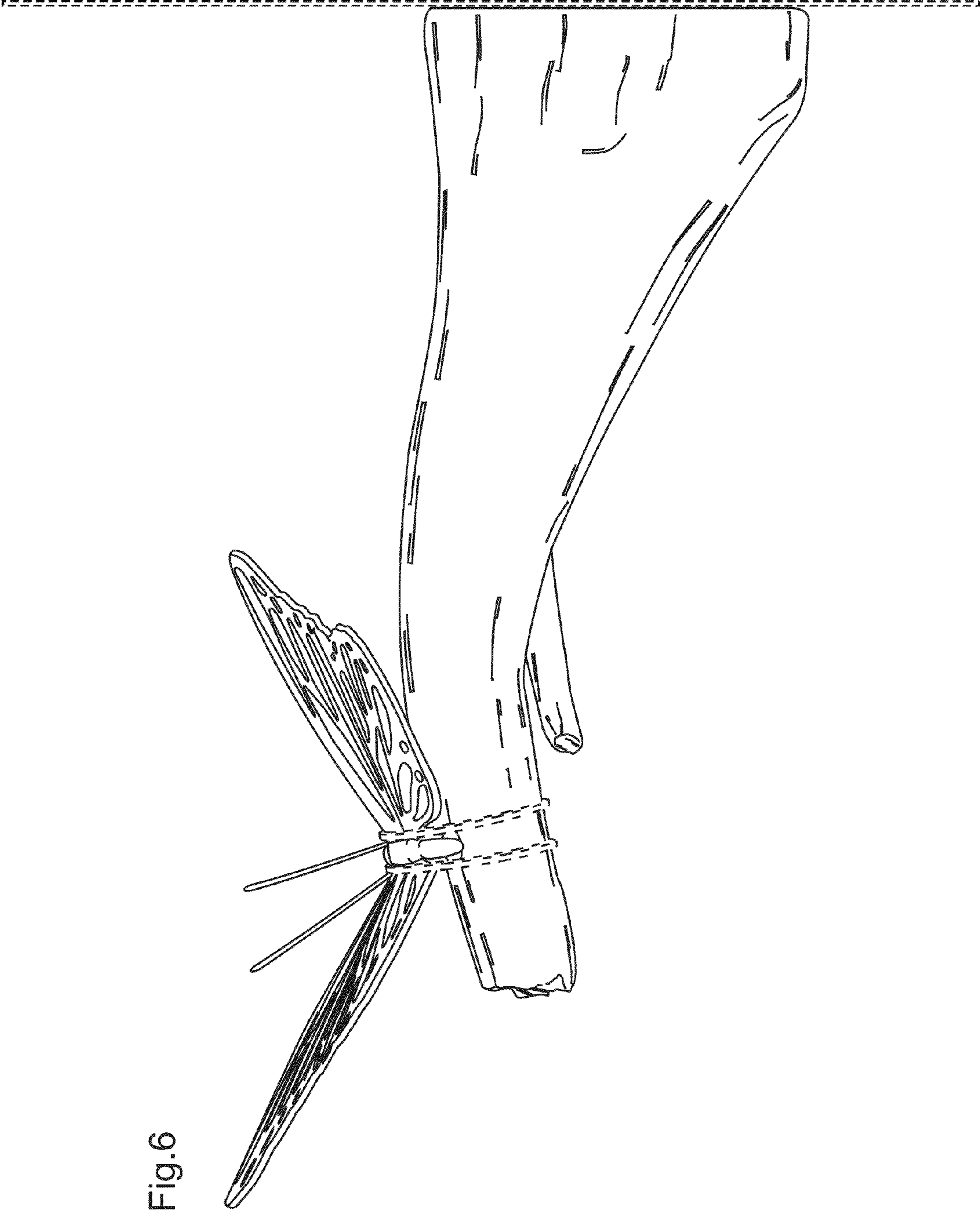


Fig.6