



US00D723199S

(12) **United States Design Patent**  
**Lai**

(10) **Patent No.:** **US D723,199 S**

(45) **Date of Patent:** **\*\* Feb. 24, 2015**

(54) **EXTERIOR SURFACE CONFIGURATION  
FOR A VEHICLE TAILLIGHT**

(71) Applicant: **Litek Enterprise Co., Ltd.**, Tainan  
(TW)

(72) Inventor: **Ching-Tsung Lai**, Tainan (TW)

(73) Assignee: **Litek Enterprise Co., Ltd.**, Tainan  
(TW)

(\*\*) Term: **14 Years**

(21) Appl. No.: **29/467,153**

(22) Filed: **Sep. 16, 2013**

(51) **LOC (10) Cl.** ..... **26-06**

(52) **U.S. Cl.**  
USPC ..... **D26/28**

(58) **Field of Classification Search**  
USPC ..... D26/28-36; 362/459-468, 475-478,  
362/485-487

See application file for complete search history.

(56) **References Cited**

U.S. PATENT DOCUMENTS

D549,363	S	*	8/2007	Pfeiffer	.....	D26/28
D552,769	S	*	10/2007	Leclercq	.....	D26/28
D553,268	S	*	10/2007	Pfeiffer	.....	D26/28
D553,269	S	*	10/2007	Pfeiffer et al.	.....	D26/28
D565,211	S	*	3/2008	Haller et al.	.....	D26/28
D574,524	S	*	8/2008	Tomatsu	.....	D26/28
D605,793	S	*	12/2009	Weil	.....	D26/28
D661,830	S	*	6/2012	de Queiroz	.....	D26/28

\* cited by examiner

*Primary Examiner* — Marcus Jackson

(74) *Attorney, Agent, or Firm* — Muncy, Geissler, Olds & Lowe, P.C.

(57) **CLAIM**

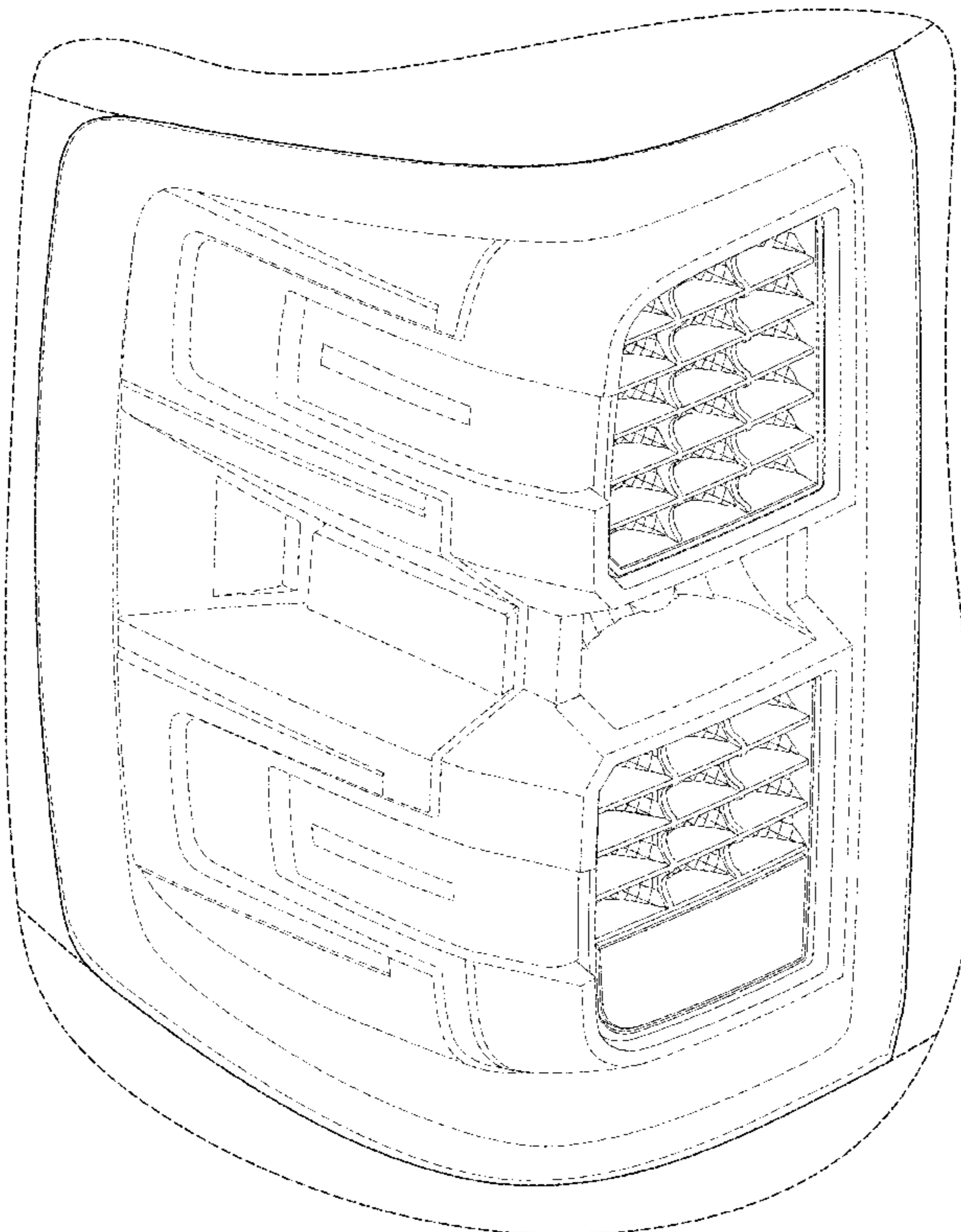
The ornamental design for an exterior surface configuration for a vehicle taillight, as shown and described.

**DESCRIPTION**

FIG. 1 is a perspective view of an exterior surface configuration for a vehicle taillight showing my present design; FIG. 2 is a front view thereof; and, FIG. 3 is a left view thereof.

The broken lines shown in FIGS. 1-3 are for illustrative purposes only and form no part of the claimed design.

**1 Claim, 3 Drawing Sheets**



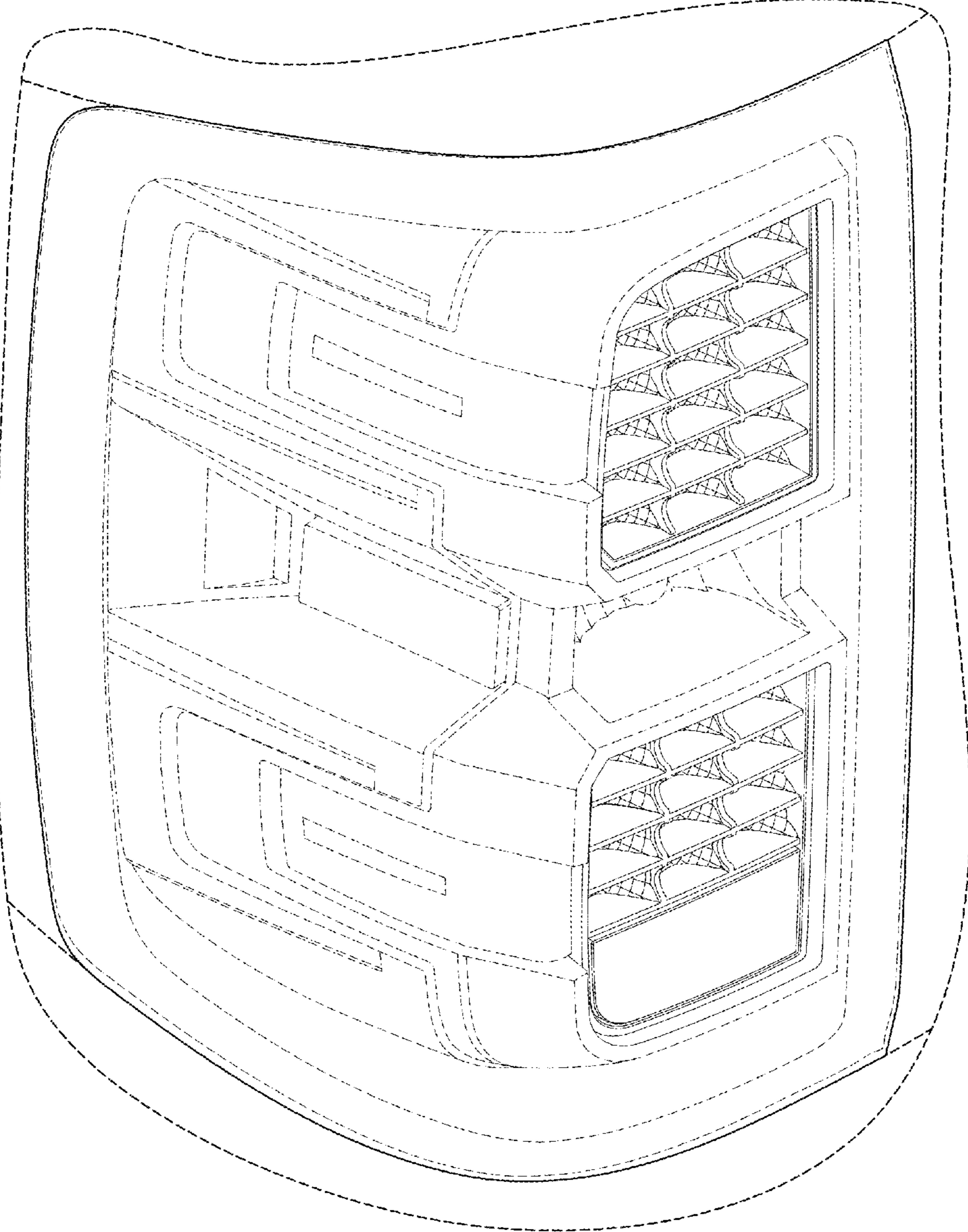


FIG . 1

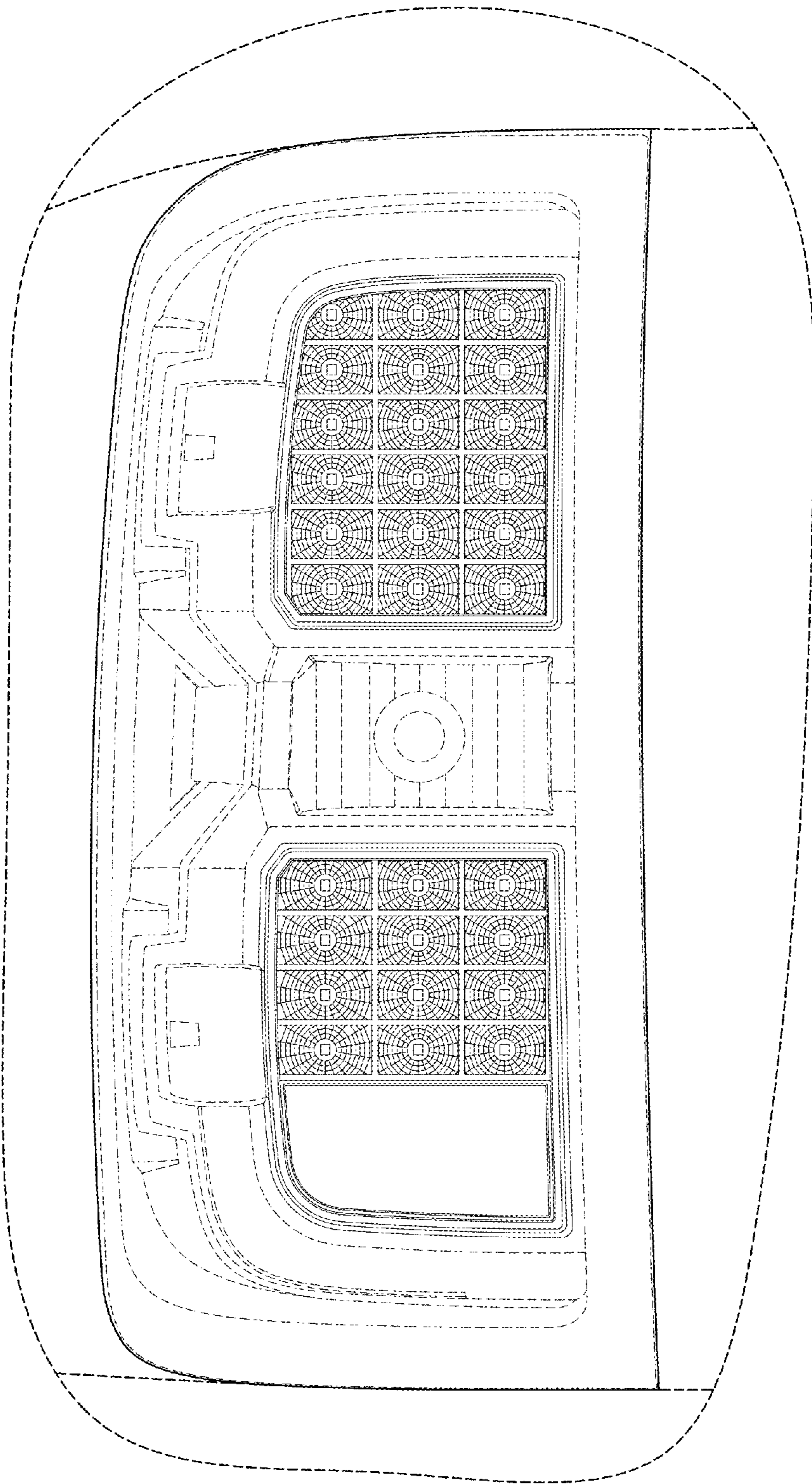


FIG. 2



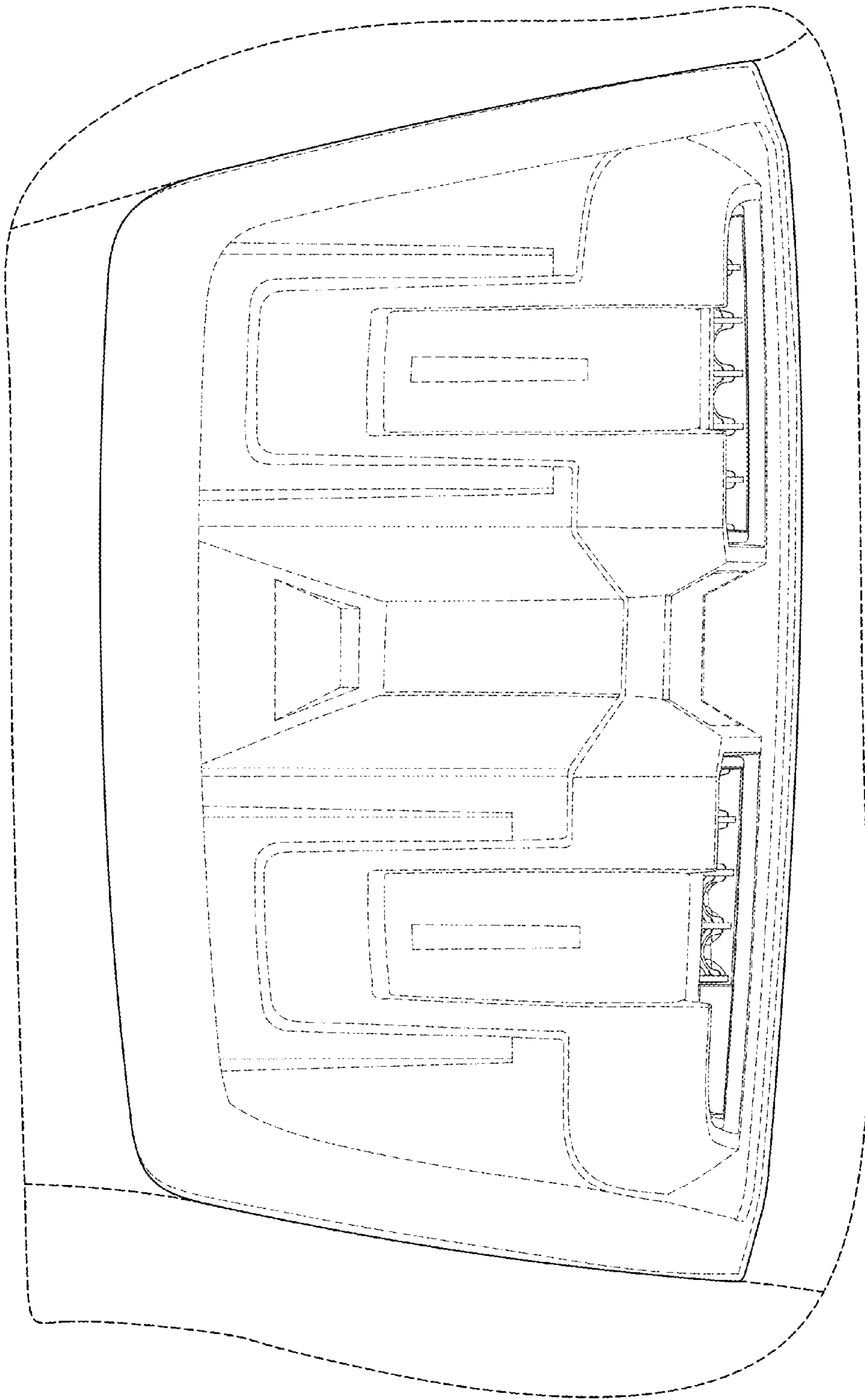


FIG. 3