



US00D723188S

(12) **United States Design Patent**  
**Taylor et al.**

(10) **Patent No.:** **US D723,188 S**  
(45) **Date of Patent:** **\*\* Feb. 24, 2015**

(54) **POST**

(71) Applicant: **Onesteel Wire Pty Limited**, Sydney (AU)

(72) Inventors: **Brad Taylor**, Speers Point (AU); **Mark White**, Charlestown (AU)

(73) Assignee: **Onesteel Wire Pty Limited**, Sydney (AU)

(\*\*) Term: **14 Years**

(21) Appl. No.: **29/462,016**

(22) Filed: **Jul. 30, 2013**

(30) **Foreign Application Priority Data**

Jan. 30, 2013 (AU) ..... 10451/2013

(51) **LOC (10) Cl.** ..... **25-01**

(52) **U.S. Cl.**  
USPC ..... **D25/119**

(58) **Field of Classification Search**  
USPC ..... D25/42, 43, 126, 128, 131, 132, 119;  
52/300, 301; 256/21, 22, 34, 35, 47,  
256/65.01, DIG. 5

See application file for complete search history.

(56) **References Cited**

U.S. PATENT DOCUMENTS

1,964,404	A *	6/1934	Lynch	.....	256/48
3,491,985	A *	1/1970	Grimsley	.....	256/47
5,860,636	A *	1/1999	Duncan et al.	.....	256/1
7,500,653	B1 *	3/2009	Hartman et al.	.....	256/1
D609,825	S *	2/2010	Clarke et al.	.....	D25/126
D621,072	S *	8/2010	Fickbohm	.....	D25/119

OTHER PUBLICATIONS

Davis, Leon; Examination Report; New Zealand Design No. 417841; Aug. 19, 2013; Intellectual Property Office of New Zealand; Wellington, New Zealand.

\* cited by examiner

*Primary Examiner* — Doris Clark

(74) *Attorney, Agent, or Firm* — Stevens & Showalter LLP

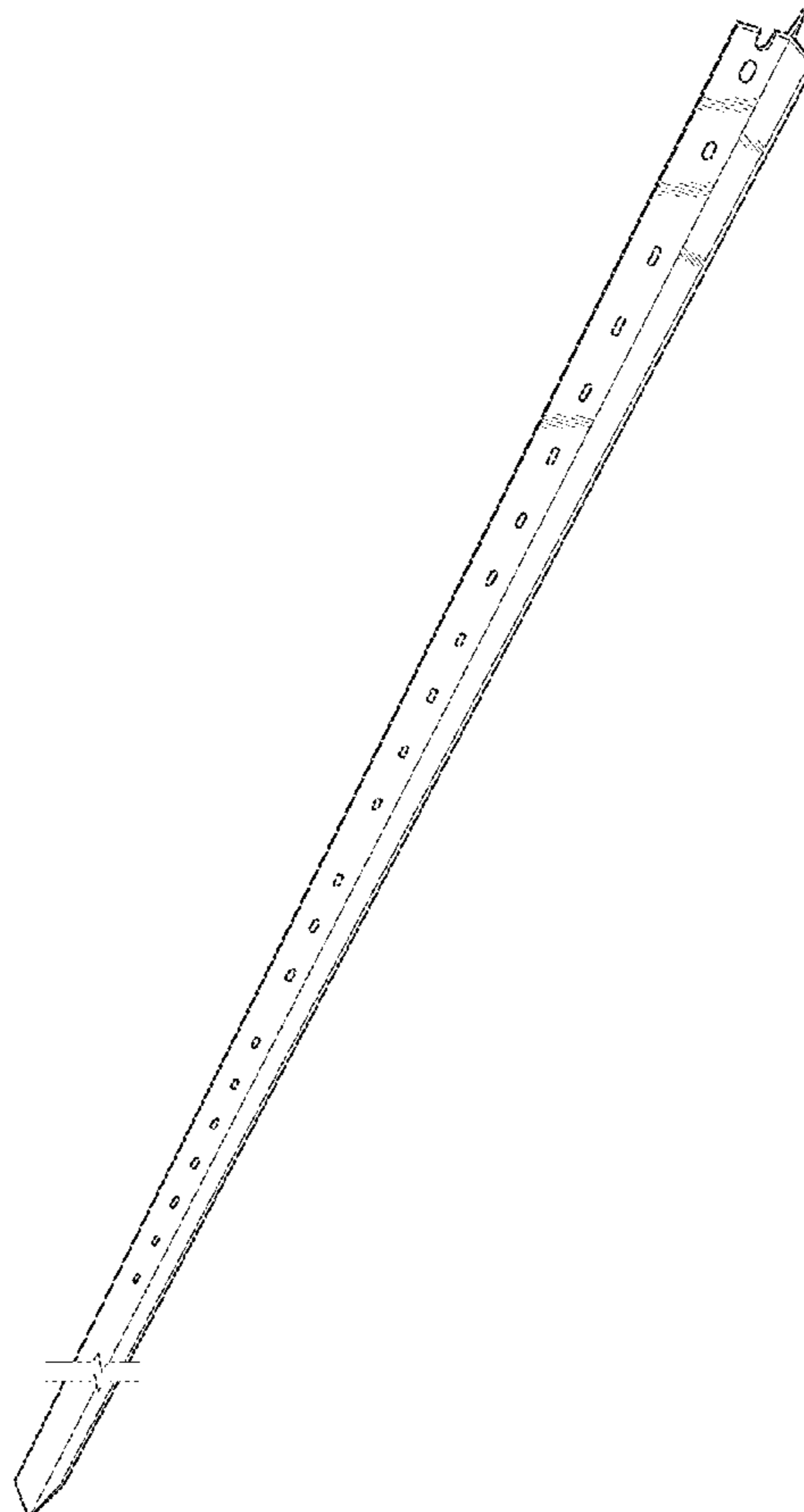
(57) **CLAIM**

The ornamental design for a post, as shown and described.

**DESCRIPTION**

FIG. 1 is perspective view of the post; and, FIG. 2 is a side elevation view thereof.

**1 Claim, 1 Drawing Sheet**



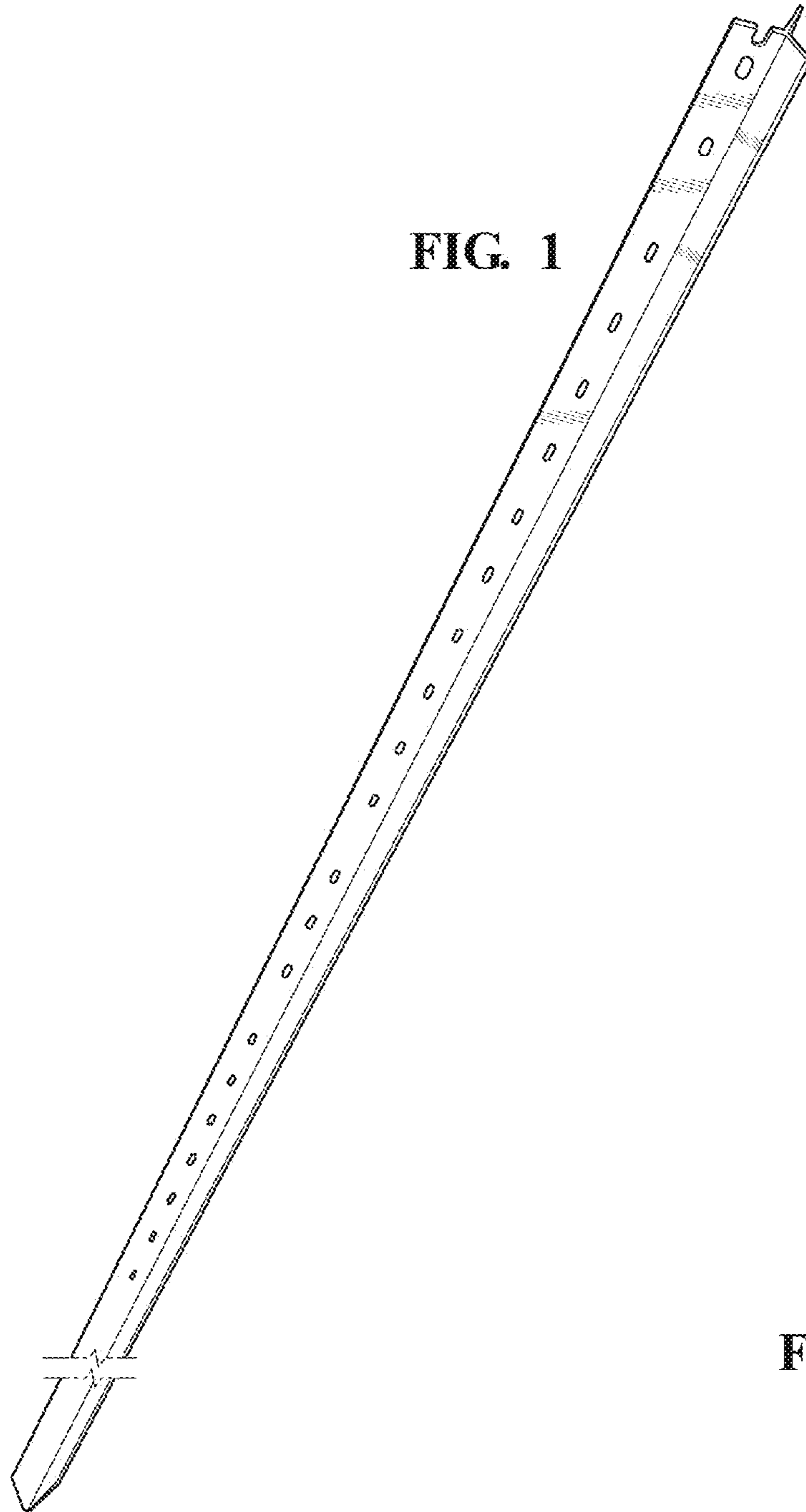


FIG. 1

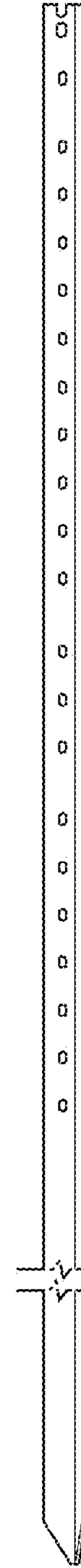


FIG. 2