



US00D723183S

(12) **United States Design Patent**
Jimenez Lopez et al.

(10) **Patent No.:** **US D723,183 S**
(45) **Date of Patent:** **** Feb. 24, 2015**

(54) **FENCING STRUCTURE**

(71) Applicant: **Deacero, S.A. de C.V.**, Nuevo Leon (MX)
(72) Inventors: **Jesus Ignacio Jimenez Lopez**, Coahuila (MX); **Hector Javier Moncada Arocha**, Coahuila (MX)

(73) Assignee: **Deacero, S.A. de C.V.**, Monterrey (Nuevo Leon) (MX)

(**) Term: **14 Years**

(21) Appl. No.: **29/453,538**

(22) Filed: **Apr. 30, 2013**

(30) **Foreign Application Priority Data**

Oct. 30, 2012 (MX) MX/f/2012/003433

(51) **LOC (10) Cl.** **25-04**

(52) **U.S. Cl.**
USPC **D25/45**

(58) **Field of Classification Search**
USPC D25/38.1, 45; 256/19, 20, 21, 32, 33, 256/40, 46

See application file for complete search history.

(56) **References Cited**

U.S. PATENT DOCUMENTS

306,446 A *	10/1884	Van Eps	256/21
D28,500 S *	4/1898	Srofe	D25/45
D35,919 S *	5/1902	Shelton	D25/45
899,605 A *	9/1908	Miller	256/33
7,594,523 B2	9/2009	Koussaifi		

* cited by examiner

Primary Examiner — Doris Clark

(74) *Attorney, Agent, or Firm* — Abelman, Frayne & Schwab

(57) **CLAIM**

The ornamental design for a fencing structure, as shown and described.

DESCRIPTION

FIG. 1 is a front elevational view of the fencing structure showing our new design, wherein the fencing pattern continues indeterminately along the right side and left side directions thereof as illustratively shown by broken lines extending therefrom, the rear view being a mirror image thereof;

FIG. 2 is a top plan view of FIG. 1, the bottom view being a mirror image thereof;

FIG. 3 is a front, top and right side perspective view thereof; and,

FIG. 4 is an enlarged front elevational view thereof.

1 Claim, 3 Drawing Sheets

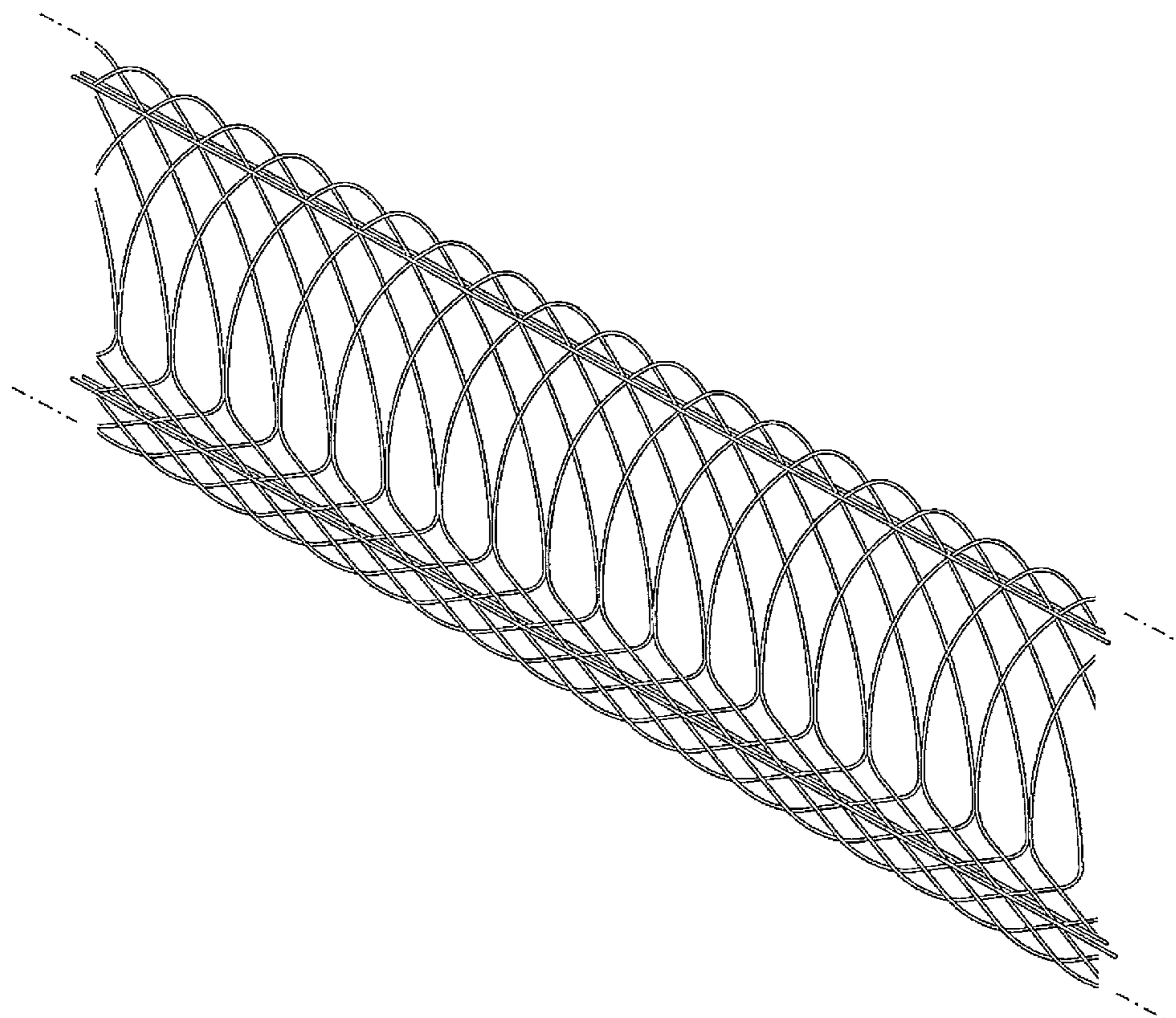


FIG. 1

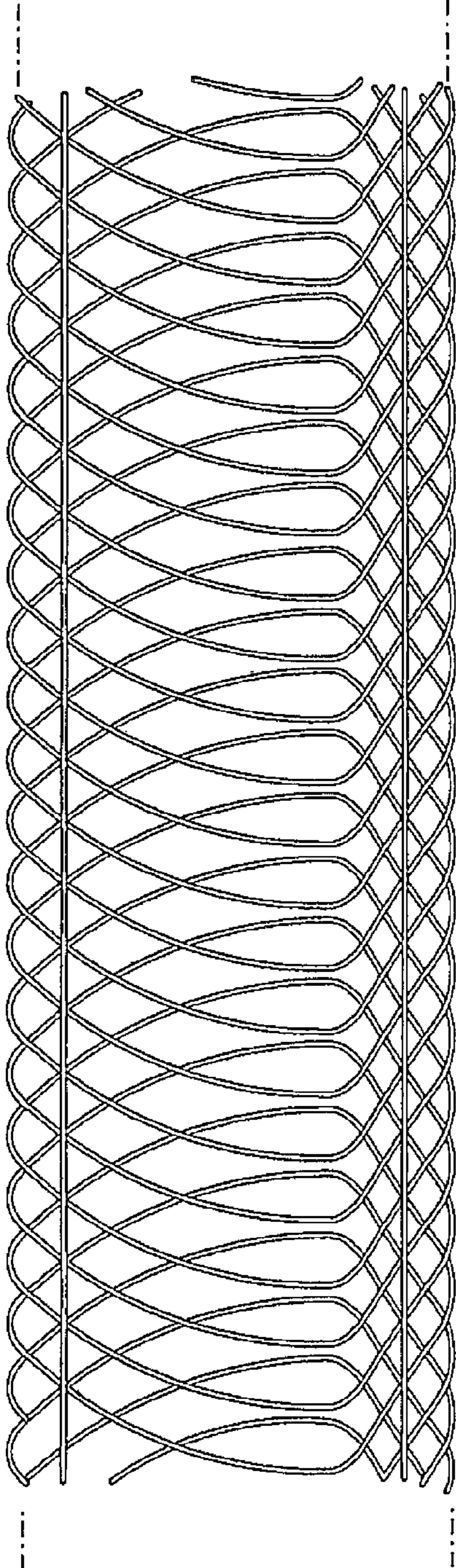


FIG. 2



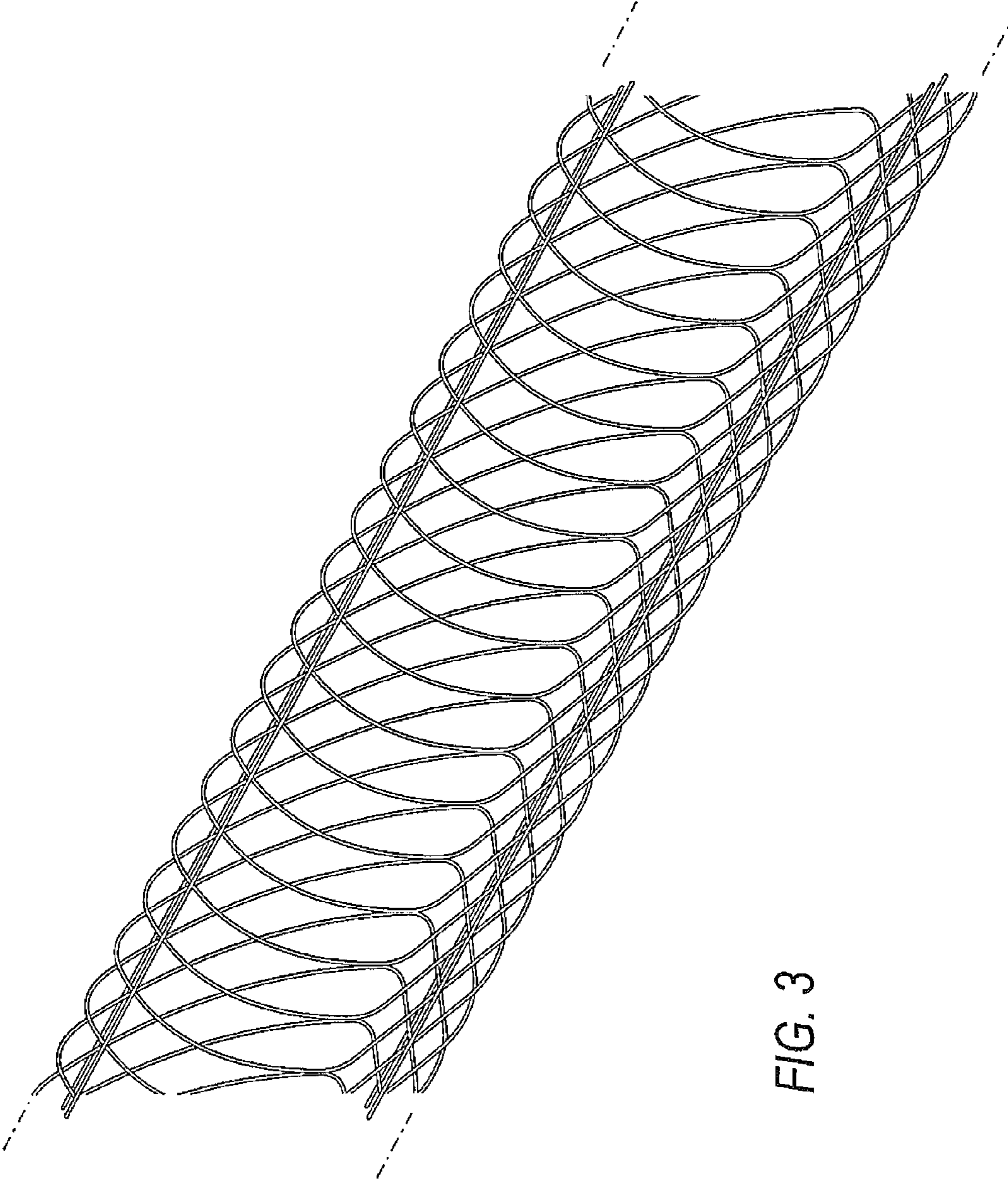


FIG. 3




FIG. 4