



US00D723178S

(12) **United States Design Patent**
Chen

(10) **Patent No.:** **US D723,178 S**

(45) **Date of Patent:** **** Feb. 24, 2015**

(54) **ELECTRONIC MASSAGER**

(56) **References Cited**

(71) Applicant: **Shawn Chen**, Kansas City, MO (US)

U.S. PATENT DOCUMENTS

(72) Inventor: **Shawn Chen**, Kansas City, MO (US)

3,234,933	A *	2/1966	Martin	601/41
D400,262	S *	10/1998	Hirakawa et al.	D24/215
6,389,319	B1 *	5/2002	Lee	607/76
D487,592	S *	3/2004	Chang	D24/215
D515,072	S *	2/2006	Lee	D14/218
D520,495	S *	5/2006	Dukerschein et al.	D14/218
D520,988	S *	5/2006	Miller	D14/218
D629,528	S *	12/2010	Adkisson	D24/215
D675,747	S *	2/2013	Luying	D24/215
D676,142	S *	2/2013	Chen	D24/215

(73) Assignee: **Healthmate International, LLC**,
Kansas City, MO (US)

(**) Term: **14 Years**

* cited by examiner

(21) Appl. No.: **29/491,501**

(22) Filed: **May 21, 2014**

Primary Examiner — Sandra Snapp

(51) **LOC (10) Cl.** **28-03**

(74) *Attorney, Agent, or Firm* — Erickson Kernell
Derousseau & Kleypas, LLC

(52) **U.S. Cl.**

(57) **CLAIM**

USPC **D24/215**

The ornamental design for an electronic massager, as shown
and described.

(58) **Field of Classification Search**

DESCRIPTION

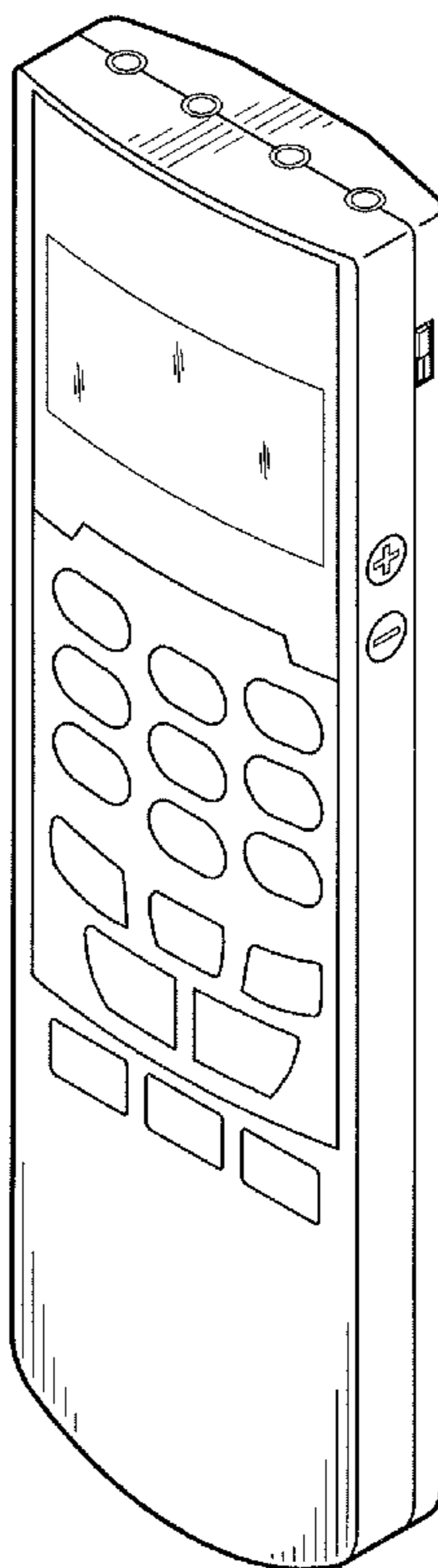
CPC A61H 19/30; A61H 19/32; A61H 19/34;
A61H 19/40; A61H 19/44; A61H 19/50;
A61H 19/00; A61H 2201/0153; A61H
2201/0207; A61H 2201/0263; A61H
2201/0111; A61H 2201/1253; A61H
2205/082; A61H 2205/085; A61H 15/0085

USPC D24/200, 211, 212, 213, 214, 215;
601/114, 120, 121, 124, 125, 130, 131,
601/134, 135, 136, 137; D14/218

FIG. 1 a perspective view of an electronic massager showing
my new design;
FIG. 2 is a front view thereof;
FIG. 3 is a top view thereof;
FIG. 4 is a bottom view thereof;
FIG. 5 is a left side view thereof;
FIG. 6 is a right side view thereof; and,
FIG. 7 is a back view thereof.

See application file for complete search history.

1 Claim, 3 Drawing Sheets



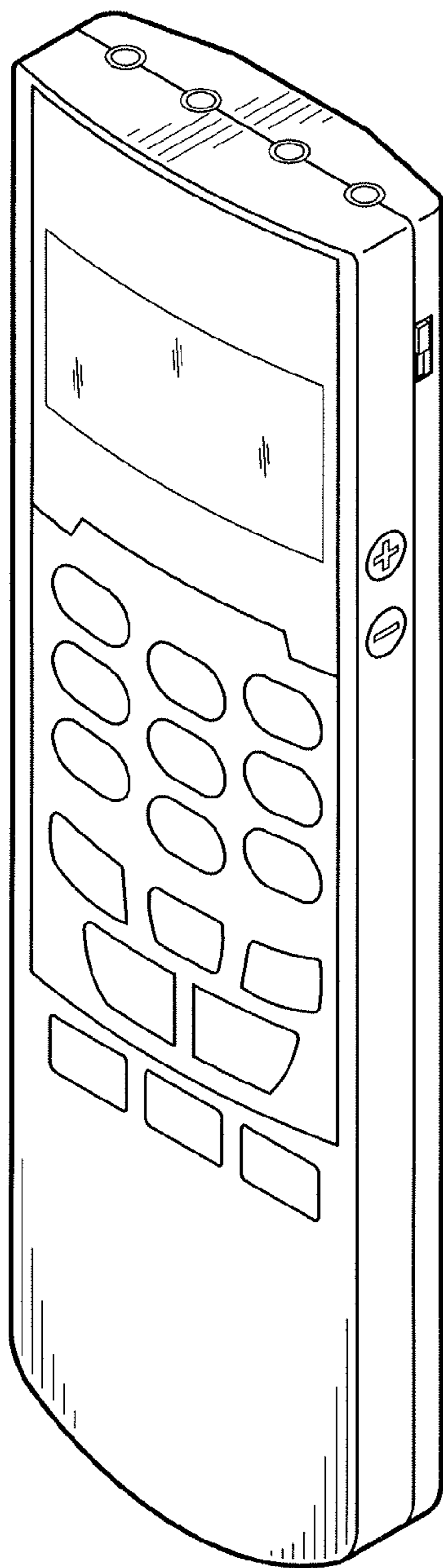


Fig. 1

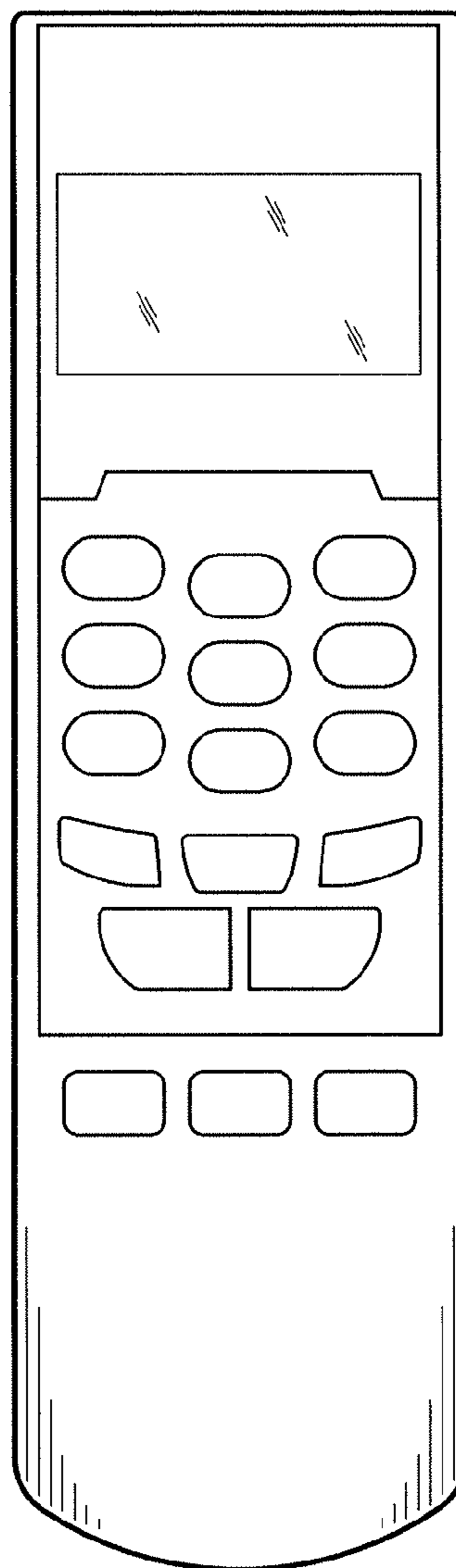


Fig. 2

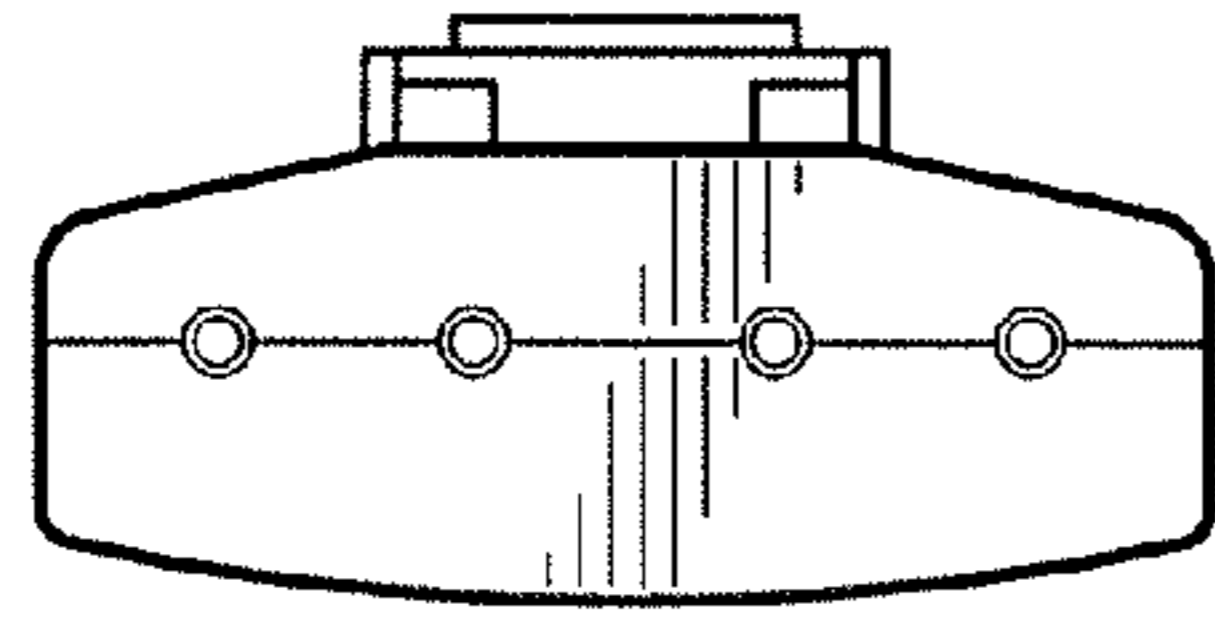


Fig. 3

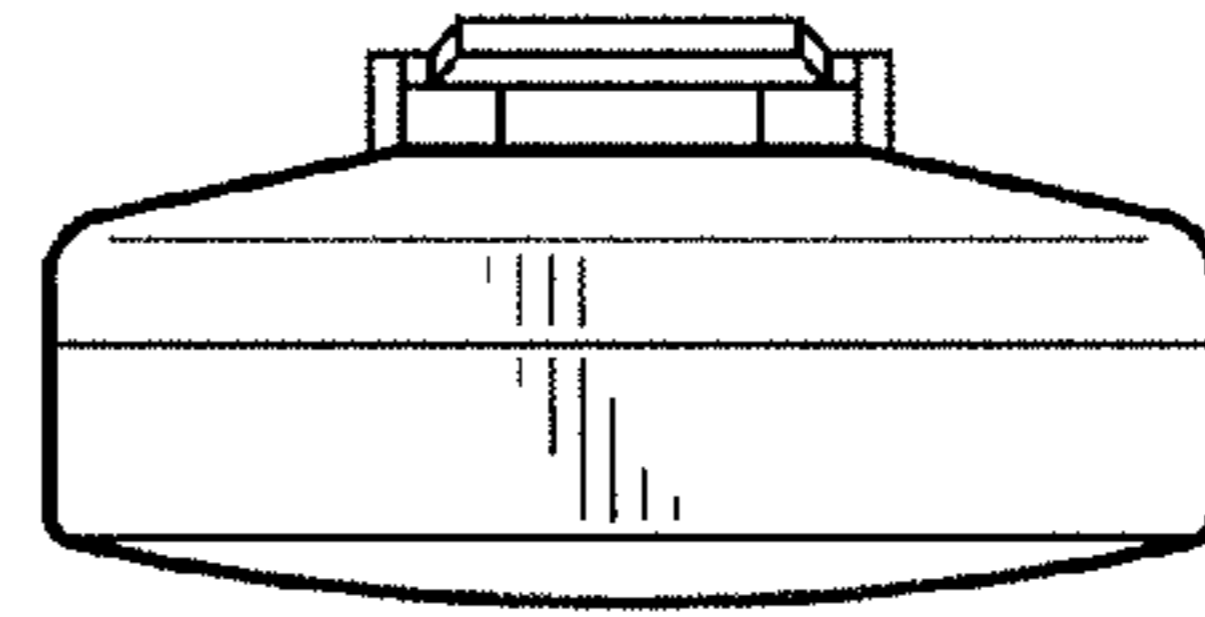


Fig. 4

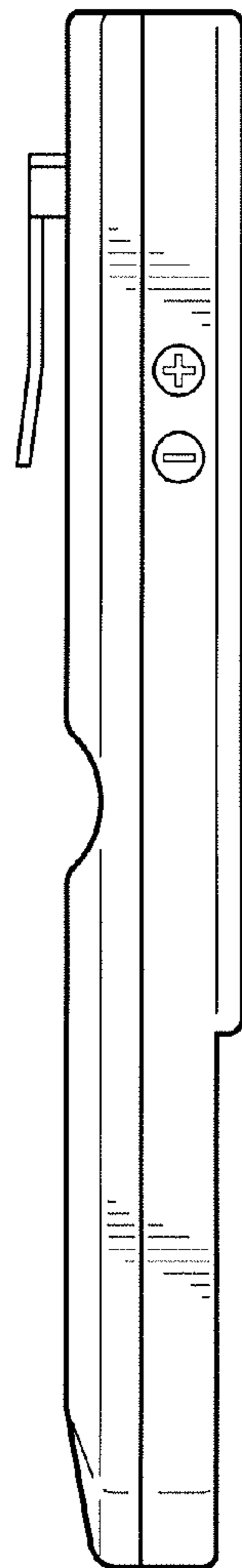


Fig. 5

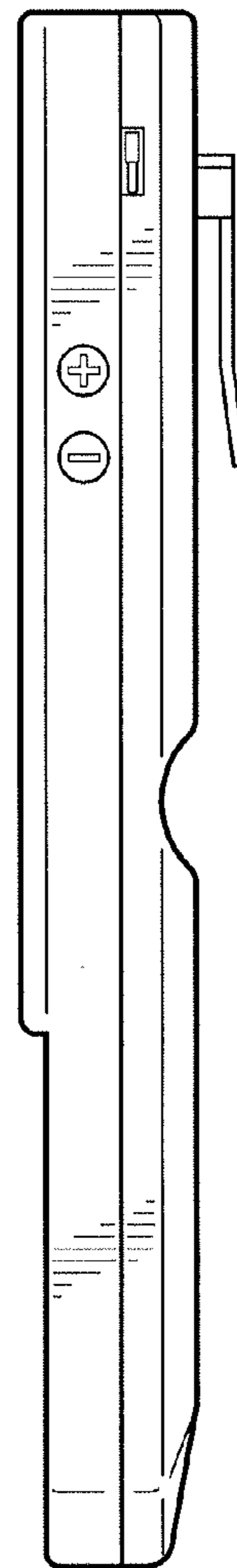


Fig. 6

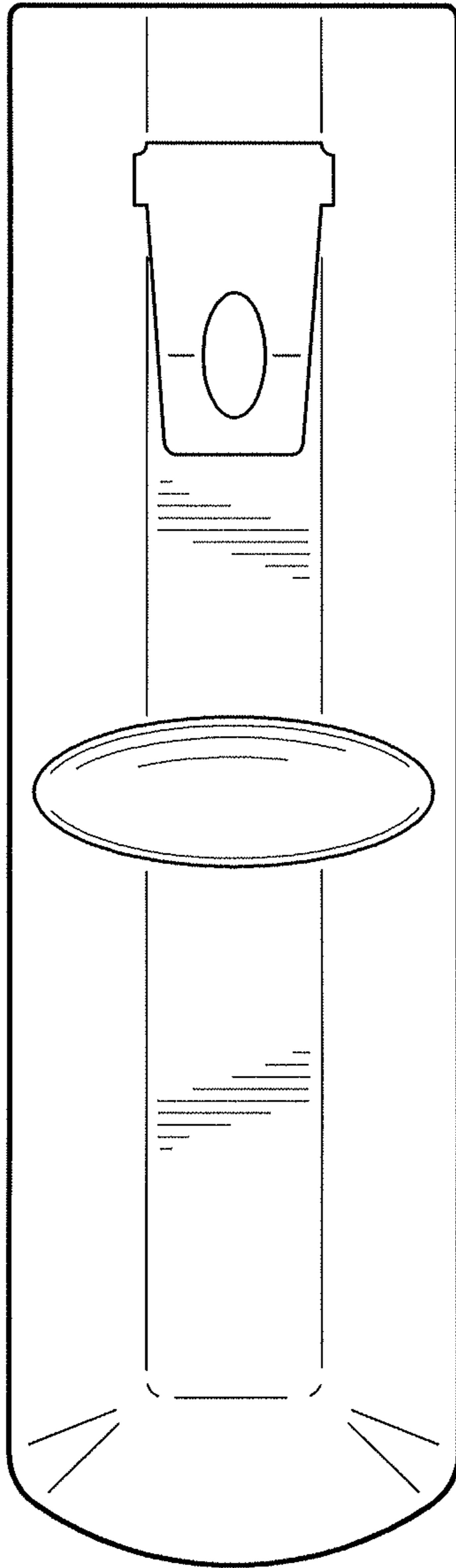


Fig. 7