



US00D723176S

(12) **United States Design Patent**
Igwebuike et al.

(10) **Patent No.:** **US D723,176 S**
(45) **Date of Patent:** **** Feb. 24, 2015**

(54) **WOUND DRESSING**

(71) Applicant: **Coloplast A/S**, Humlebaek (DK)
(72) Inventors: **Henning Igwebuike**, Lyngø (DK);
Jesper Sejer Nielsen, Kvistgaard (DK);
Boerge Gundersen, Tikoeb (DK)

(73) Assignee: **Coloplast A/S**, Humlebaek (DK)

(**) Term: **14 Years**

(21) Appl. No.: **29/492,747**

(22) Filed: **Jun. 3, 2014**

(30) **Foreign Application Priority Data**

May 5, 2014 (EM) 002457861

(51) **LOC (10) Cl.** **24-04**

(52) **U.S. Cl.**
USPC **D24/189**

(58) **Field of Classification Search**
USPC D24/189; 602/41-43, 48, 52, 54, 58;
D20/11
See application file for complete search history.

(56) **References Cited**

U.S. PATENT DOCUMENTS

1,140,975 A * 5/1915 Frankel 2/1
D53,939 S * 10/1919 Sheppard D24/189
1,691,440 A 11/1928 Hodgson
2,253,108 A 8/1941 Casey, Jr.
2,440,235 A 4/1948 Solomon
3,900,027 A 8/1975 Keedwell
4,367,732 A 1/1983 Poulsen et al.
4,829,613 A * 5/1989 Yon 5/652
5,429,589 A 7/1995 Cartmell et al.
D383,544 S * 9/1997 Heckathorn D24/189
5,704,905 A * 1/1998 Jensen et al. 602/58
5,820,578 A 10/1998 Johansen

(Continued)

FOREIGN PATENT DOCUMENTS

CH 321693 A 5/1957
EP 552271 A1 7/1993

(Continued)

OTHER PUBLICATIONS

<http://depositphotos.com/12584873/stock-illustration-infinite-heart-asphalt-road-of-love.html?sq=2u9y8x&sst=3800> (accessed Sep. 22, 2014).*

(Continued)

Primary Examiner — T. Chase Nelson
Assistant Examiner — Michelle E Wilson

(74) *Attorney, Agent, or Firm* — Coloplast Corp., Coloplast A/S; Nick Baumann

(57) **CLAIM**

The ornamental design for a wound dressing, as shown and described.

DESCRIPTION

FIG. 1 is an isometric view of one embodiment of a wound dressing.

FIG. 2 a top side view of the wound dressing illustrated in FIG. 1.


FIG. 3 is a bottom side view of the wound dressing illustrated in FIG. 1.

FIG. 4 is a front side view of the wound dressing illustrated in FIG. 1, where a back side view is not illustrated as it is a mirror image of the front side view; and,

FIG. 5 is a left side view of the wound dressing illustrated in FIG. 1, where a right side view is not illustrated as it is a mirror image of the left side view.

In FIGS. 1 and 3-5 the broken lines illustrating an edge thickness of the wound dressing and a bottom layer of the wound dressing depict environmental subject matter only and form no part of the claimed design.

1 Claim, 4 Drawing Sheets



(56)

References Cited

U.S. PATENT DOCUMENTS

5,827,213 A 10/1998 Jensen
 D404,134 S 1/1999 Dunshee
 D404,135 S 1/1999 Dunshee
 D446,913 S * 8/2001 Holden D2/916
 D455,002 S * 4/2002 Holden D2/916
 D473,947 S * 4/2003 Jacobson D24/189
 D474,842 S * 5/2003 Wolsing et al. D24/189
 D524,946 S * 7/2006 Shaw et al. D24/189
 7,091,394 B2 8/2006 Kolte et al.
 D545,440 S * 6/2007 Jensen D24/189
 D557,424 S * 12/2007 Knight D24/189
 D580,593 S * 11/2008 Huntington D28/4
 D625,018 S * 10/2010 Smith et al. D24/189
 D629,345 S * 12/2010 Schmid D12/194
 8,404,921 B2 * 3/2013 Lee et al. 602/46
 D679,403 S * 4/2013 Heinecke et al. D24/189
 D683,858 S * 6/2013 Smith D24/189
 D693,010 S * 11/2013 Mosa et al. D24/189
 D712,046 S * 8/2014 Igwebuike et al. D24/189
 D712,047 S * 8/2014 Igwebuike et al. D24/189
 D712,545 S * 9/2014 Igwebuike et al. D24/189
 D712,546 S * 9/2014 Igwebuike et al. D24/189
 D712,547 S * 9/2014 Igwebuike et al. D24/189
 D712,548 S * 9/2014 Igwebuike et al. D24/189
 D712,549 S * 9/2014 Igwebuike et al. D24/189

D712,550 S * 9/2014 Igwebuike et al. D24/189
 D712,551 S * 9/2014 Igwebuike et al. D24/189
 D712,552 S * 9/2014 Igwebuike et al. D24/189
 D712,553 S * 9/2014 Igwebuike et al. D24/189
 D712,554 S * 9/2014 Igwebuike et al. D24/189

FOREIGN PATENT DOCUMENTS

EP 1008330 A2 6/2000
 FR 2793406 A1 11/2000
 JP 2000024026 A2 1/2000
 JP 2000109427 A2 4/2000
 JP 2000209429 A2 7/2000
 WO 8905619 A1 6/1989
 WO 9205756 A1 4/1992
 WO 9415562 A1 7/1994
 WO 0033777 A1 6/2000

OTHER PUBLICATIONS

<http://www.allegromedical.com/wound-care-c541/mepilex-self-adherent-border-dressing-9-2-x-9-2-p562482.html> (accessed Sep. 22, 2014).*

<http://www.smith-nephew.com/professional/products/advanced-wound-management/allevyn/allevyn-sacrum/> (accessed Sep. 22, 2014).*

* cited by examiner

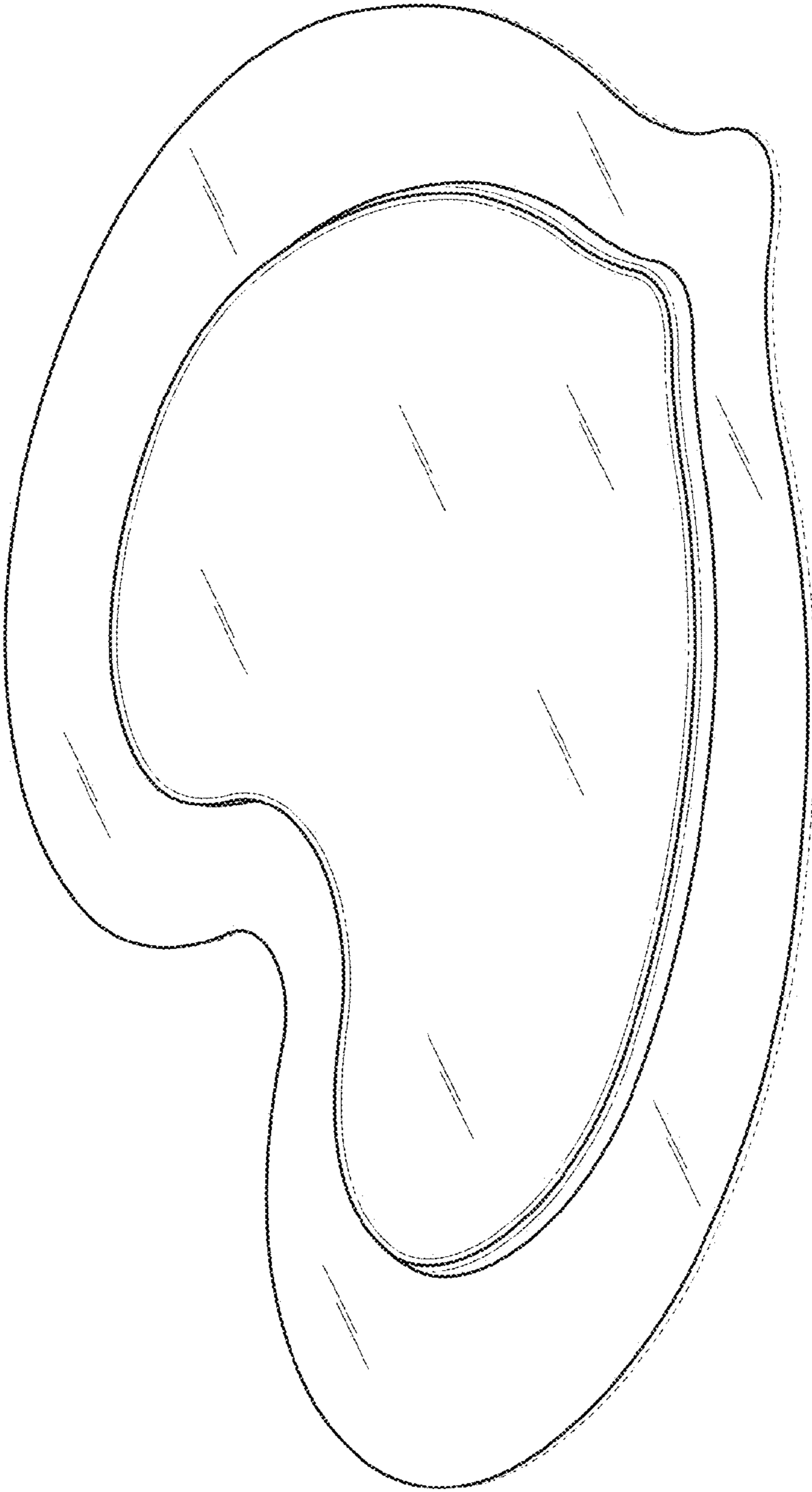


Fig. 1

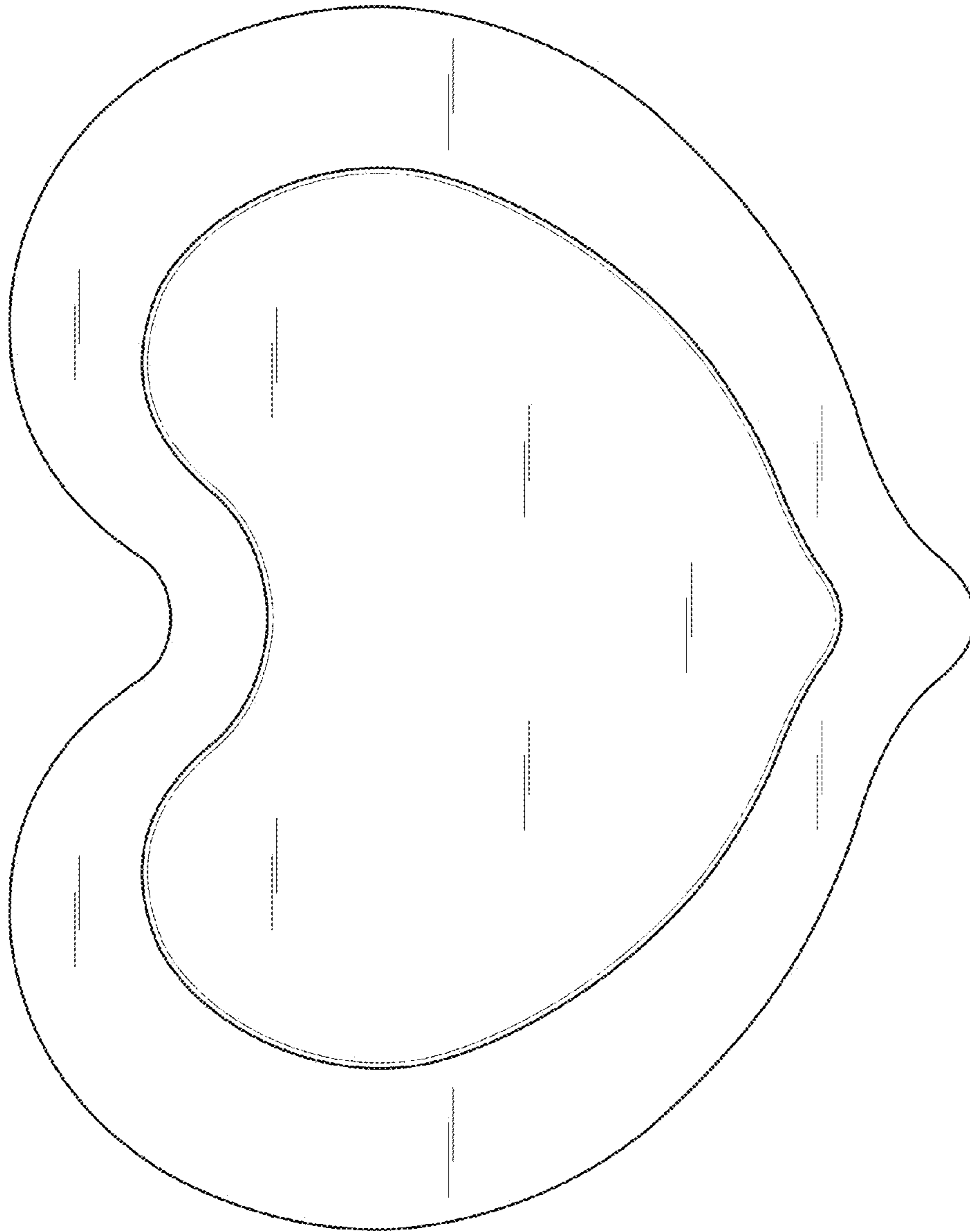


Fig. 2




Fig. 3

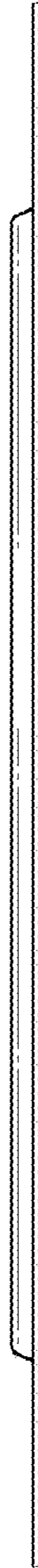


Fig. 4



Fig. 5