



US00D723173S

(12) **United States Design Patent**
Kim et al.

(10) **Patent No.:** **US D723,173 S**

(45) **Date of Patent:** **** Feb. 24, 2015**

(54) **MOBILE MEDICAL ULTRASOUND DEVICE**

(75) Inventors: **Ki-Soo Kim**, Goonpo-Si (KR);
Chi-Young Ahn, Seoul (KR);
Jong-Chan Kwon, Yongin-Si (KR)

(73) Assignee: **Samsung Electronics Co., Ltd.**,
Suwon-si (KR)

(**) Term: **14 Years**

(21) Appl. No.: **29/427,600**

(22) Filed: **Jul. 20, 2012**

(30) **Foreign Application Priority Data**

Feb. 3, 2012 (KR) 30-2012-0005241

(51) **LOC (10) Cl.** **24-01**

(52) **U.S. Cl.**
USPC **D24/186; D14/371**

(58) **Field of Classification Search**
USPC D24/158, 160, 185-186, 169, 164, 232,
D24/172, 137; D14/336, 341-345, 371,
D14/374, 356; 601/2; 280/47.35;
600/437-461

See application file for complete search history.

(56) **References Cited**

U.S. PATENT DOCUMENTS

D390,666	S	*	2/1998	Lagerlof	D24/186
D406,894	S	*	3/1999	Menhennett et al.	D24/169
D412,748	S	*	8/1999	Nabarro	D24/186
D414,870	S	*	10/1999	Saltzstein et al.	D24/186
D426,204	S	*	6/2000	Maio et al.	D14/356
D447,569	S	*	9/2001	Baily et al.	D24/186
D459,477	S	*	6/2002	Stocks et al.	D24/164
D483,872	S	*	12/2003	Cruz et al.	D24/169
D506,195	S	*	6/2005	Leveridge et al.	D14/336
D514,558	S	*	2/2006	Nagel et al.	D14/341
D558,351	S	*	12/2007	Diener et al.	D24/186
D562,456	S	*	2/2008	Scruggs et al.	D24/160

D582,916	S	*	12/2008	Wada	D14/371
D591,423	S	*	4/2009	Diener et al.	D24/158
D598,109	S	*	8/2009	Collins et al.	D24/186
D609,350	S	*	2/2010	Hickey et al.	D24/186
D613,411	S	*	4/2010	Collins et al.	D24/186
D615,199	S	*	5/2010	Zimmerli et al.	D24/137
D621,515	S	*	8/2010	Chua et al.	D24/186
D630,207	S	*	1/2011	Seong	D14/341
D638,943	S	*	5/2011	Daniel	D24/172
D643,936	S	*	8/2011	Oonuma et al.	D24/232
D650,484	S	*	12/2011	Shinohara et al.	D24/186
D657,059	S	*	4/2012	Geijsen et al.	D24/160
D657,061	S	*	4/2012	Wu et al.	D24/186
D658,295	S	*	4/2012	Geijsen et al.	D24/158
D659,836	S	*	5/2012	Bensch et al.	D24/167
D695,410	S	*	12/2013	Becker	D24/186

* cited by examiner

Primary Examiner — T. Chase Nelson

Assistant Examiner — Mark Cavanna

(74) *Attorney, Agent, or Firm* — NSIP Law

(57) **CLAIM**

The ornamental design for a mobile medical ultrasound device, as shown and described.

DESCRIPTION

FIG. 1 is a front perspective view of a mobile medical ultrasound device showing our new design;

FIG. 2 is a front view of the mobile medical ultrasound device of FIG. 1;

FIG. 3 is a rear view of the mobile medical ultrasound device of FIG. 1;

FIG. 4 is a left-side view of the mobile medical ultrasound device of FIG. 1;

FIG. 5 is a right-side view of the mobile medical ultrasound device of FIG. 1;

FIG. 6 is a top plan view of the mobile medical ultrasound device of FIG. 1; and,

FIG. 7 is a bottom plan view of the mobile medical ultrasound device of FIG. 1.

1 Claim, 5 Drawing Sheets

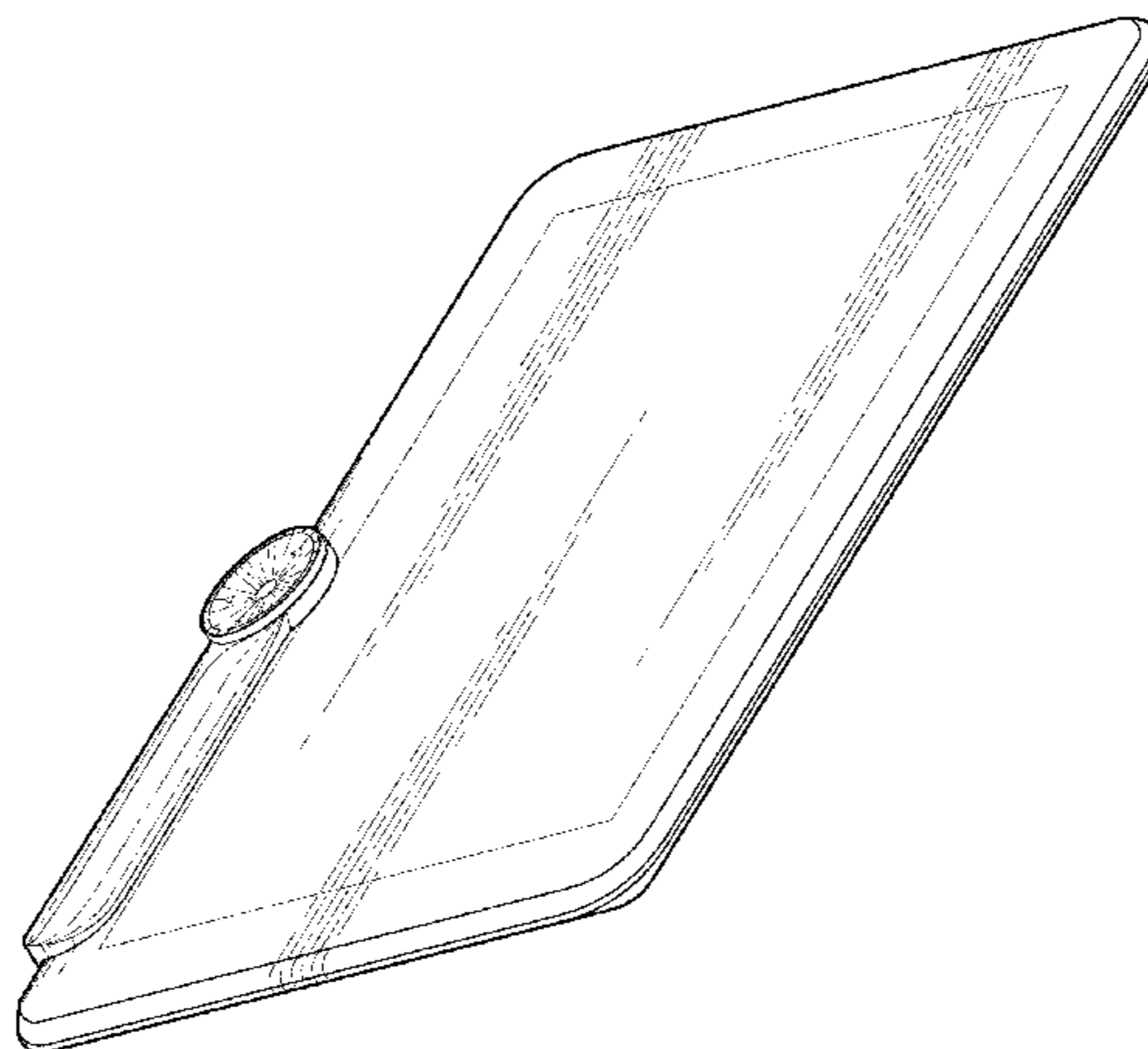


FIG. 1

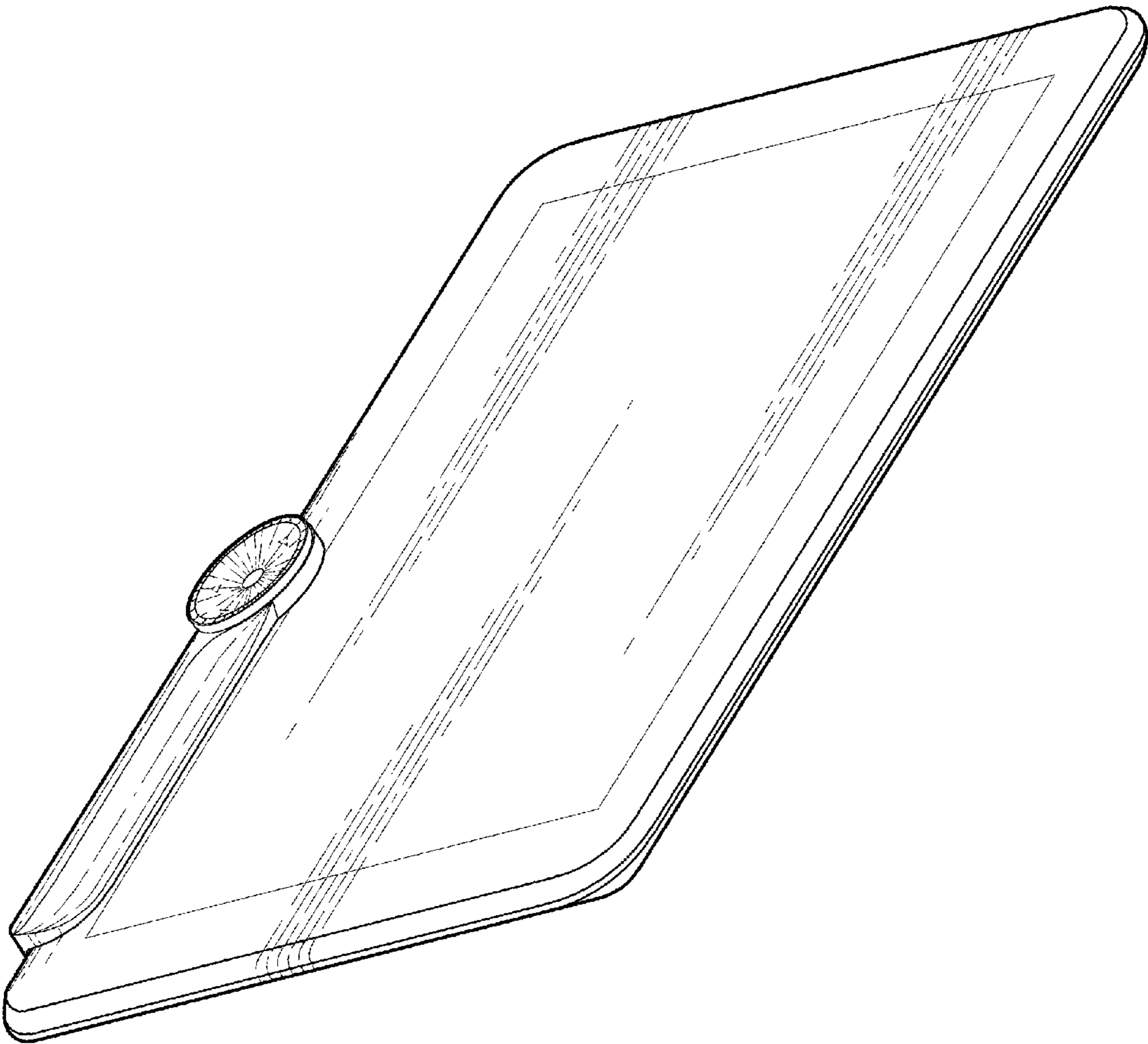


FIG. 2

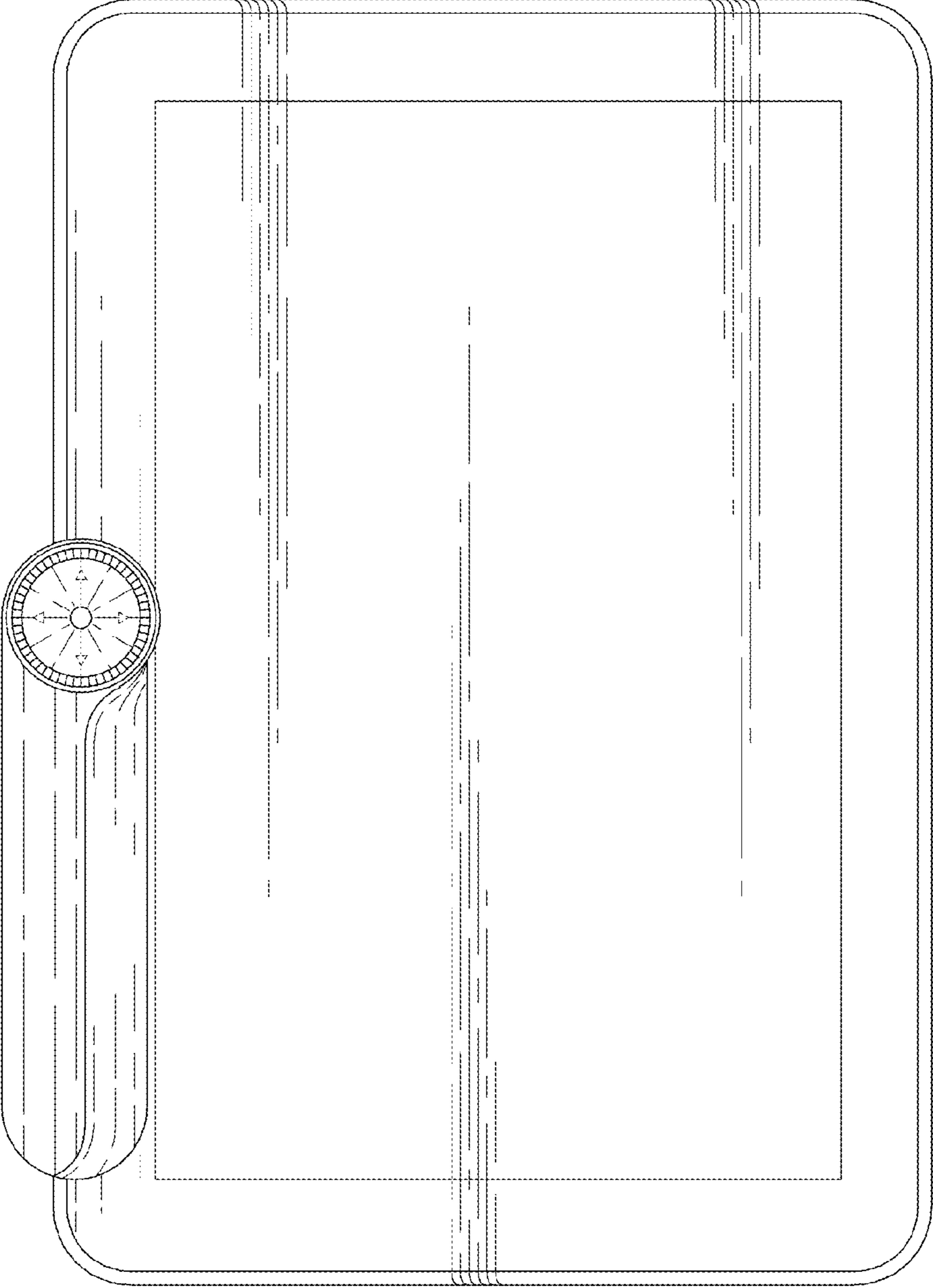


FIG. 3

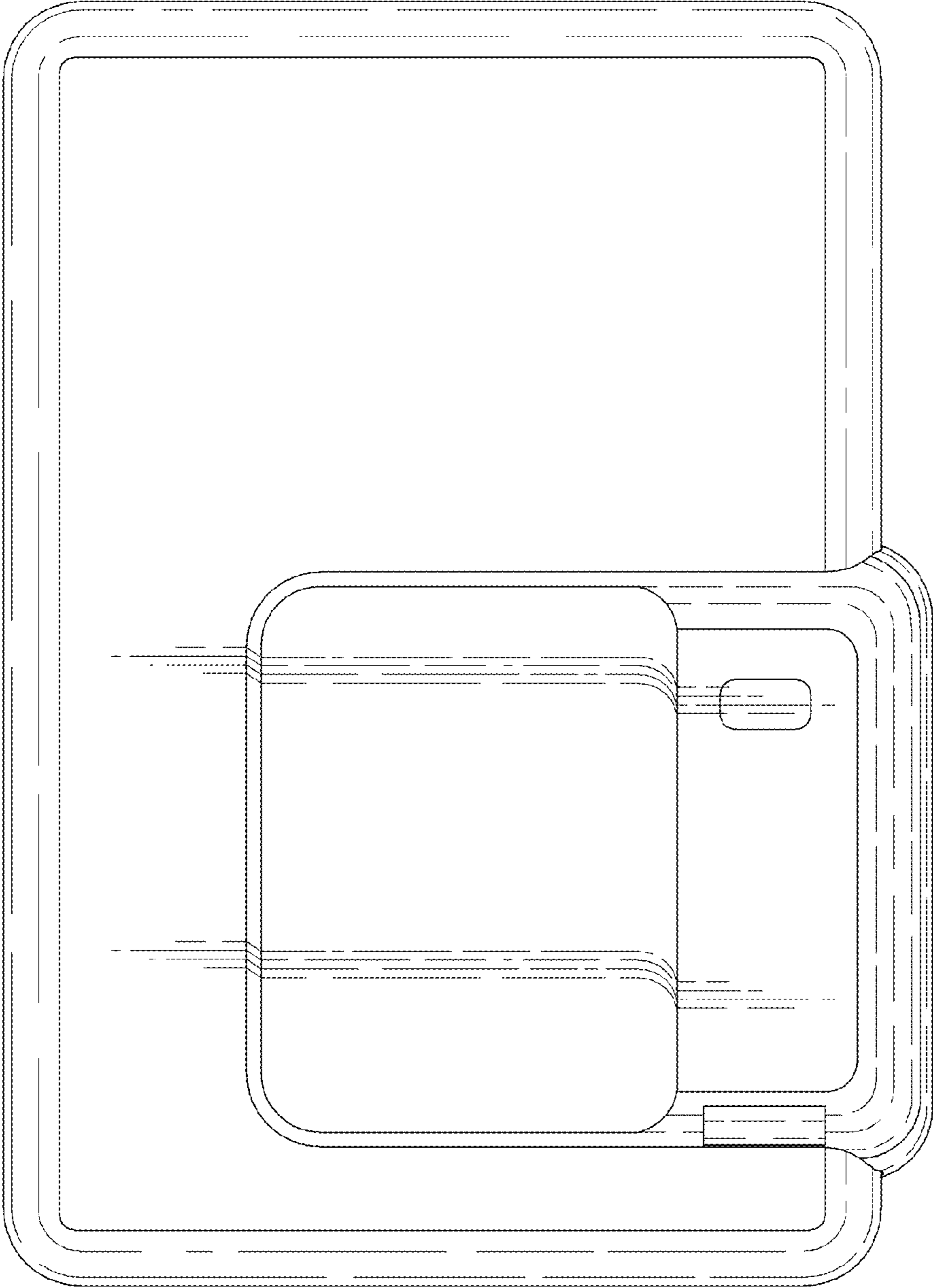


FIG. 4

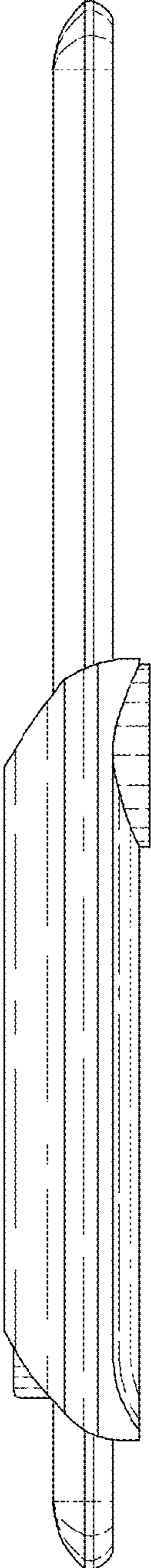


FIG. 5



FIG. 6

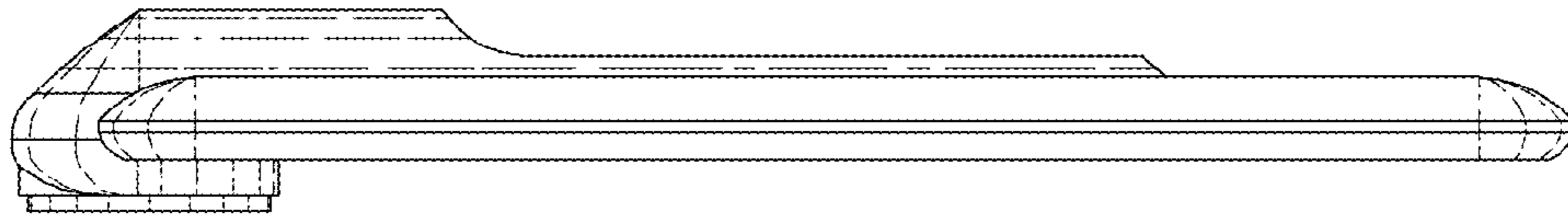


FIG. 7

