



US00D723168S

(12) **United States Design Patent**
Tong et al.

(10) **Patent No.:** **US D723,168 S**
(45) **Date of Patent:** **** Feb. 24, 2015**

(54) **CONTROL PANEL FOR A PORTABLE
ULTRASOUND IMAGING DEVICE**

(71) Applicant: **Shenzhen Mindray Bio-Medical
Electronics Co., Ltd., Shenzhen (CN)**

(72) Inventors: **Xin Tong, Shenzhen (CN); Qi Zhang,
Shenzhen (CN); Yunxia Huang,
Shenzhen (CN)**

(73) Assignee: **Shenzhen Mindray Bio-Medical
Electronics Co., Ltd., Shenzhen (CN)**

(**) Term: **14 Years**

(21) Appl. No.: **29/465,506**

(22) Filed: **Aug. 28, 2013**

(51) **LOC (10) Cl.** **24-01**

(52) **U.S. Cl.**
USPC **D24/158**

(58) **Field of Classification Search**
USPC D24/158-161, 185, 186; 606/32-34;
600/437, 443; 248/282.1
See application file for complete search history.

(56) **References Cited**

U.S. PATENT DOCUMENTS

D509,900 S *	9/2005	Barnes et al.	D24/160
D550,366 S *	9/2007	Zhou et al.	D24/186
D681,830 S *	5/2013	Chung et al.	D24/186
D683,033 S *	5/2013	Yoshida et al.	D24/186
D695,898 S *	12/2013	Chung et al.	D24/158
2008/0249406 A1 *	10/2008	Naruse	600/437

2009/0326380 A1 *	12/2009	Shin et al.	600/459
2010/0004535 A1 *	1/2010	Song et al.	600/437
2010/0121195 A1 *	5/2010	Kang	600/459
2011/0125021 A1 *	5/2011	Sudol	600/443
2013/0006110 A1 *	1/2013	Hwang et al.	600/437
2013/0261447 A1 *	10/2013	Tashiro	600/437
2014/0009426 A1 *	1/2014	Glynn et al.	345/173

* cited by examiner

Primary Examiner — Anhdao Doan

(74) *Attorney, Agent, or Firm* — Kory D. Christensen; Stoel Rives LLP

(57) **CLAIM**

The ornamental design for a control panel for a portable ultrasound imaging device, as shown and described.

DESCRIPTION

FIG. 1 is a front perspective of an embodiment of a control panel for a portable ultrasound imaging device showing our new design;

FIG. 2 is another front perspective view thereof;

FIG. 3 is a top plan view thereof;

FIG. 4 is a left side elevation view thereof;

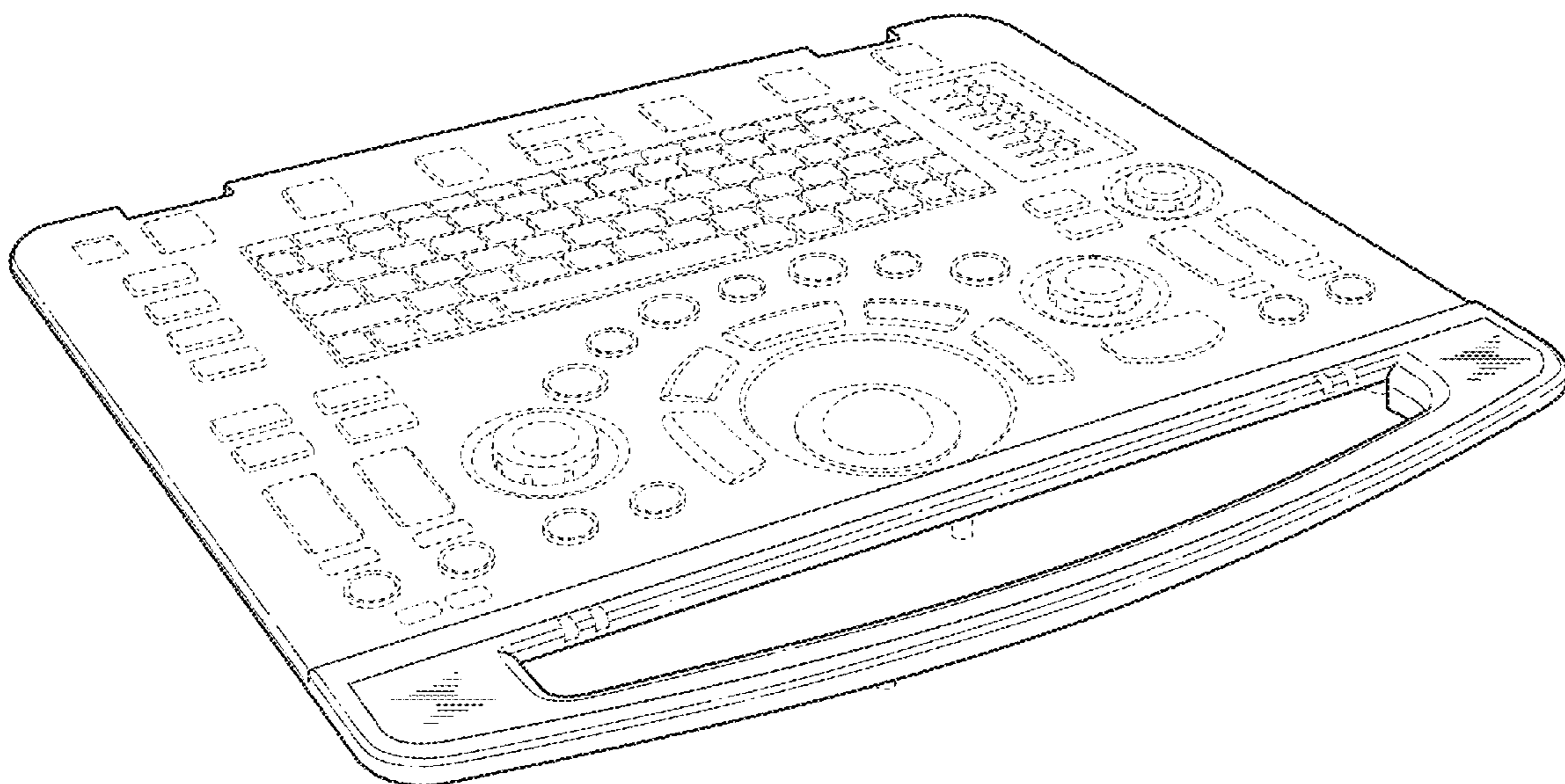
FIG. 5 is a right side elevation view thereof;

FIG. 6 is a front elevation view thereof; and,

FIG. 7 is a rear elevation view thereof.

The broken lines immediately adjacent the shaded areas represent the bounds of the claimed design, while all other broken lines are directed to environment and are for illustrative purposes only; the broken lines form no part of the claimed design.

1 Claim, 4 Drawing Sheets



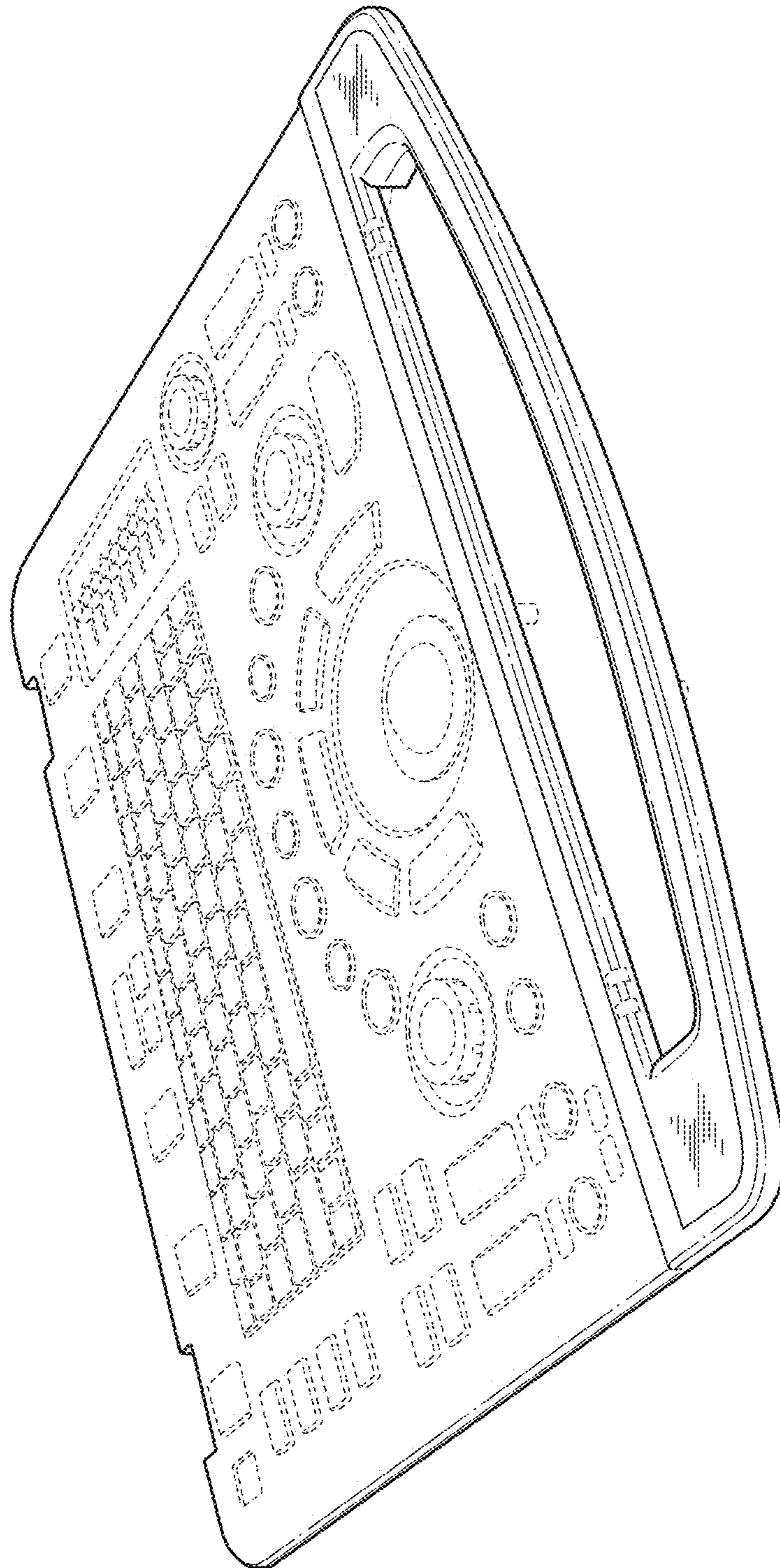


FIG. 1

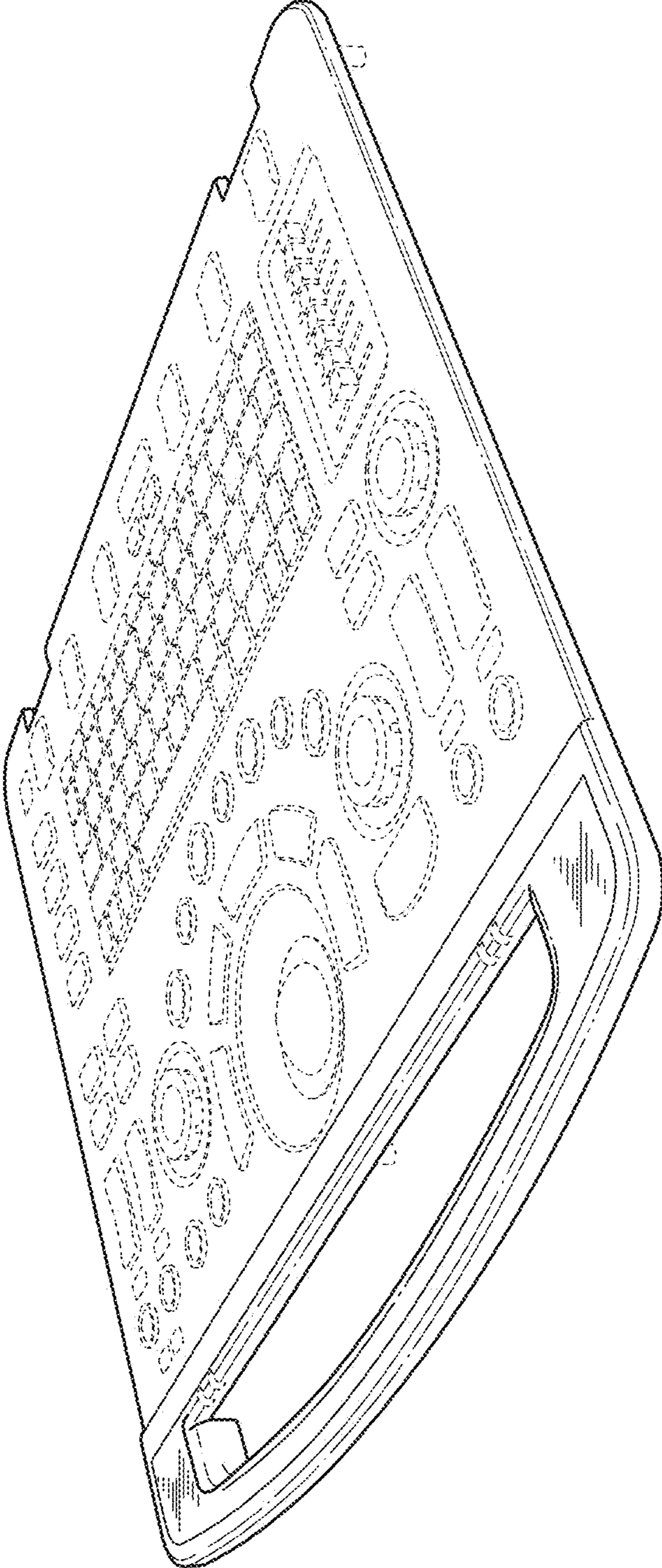


FIG. 2




FIG. 5

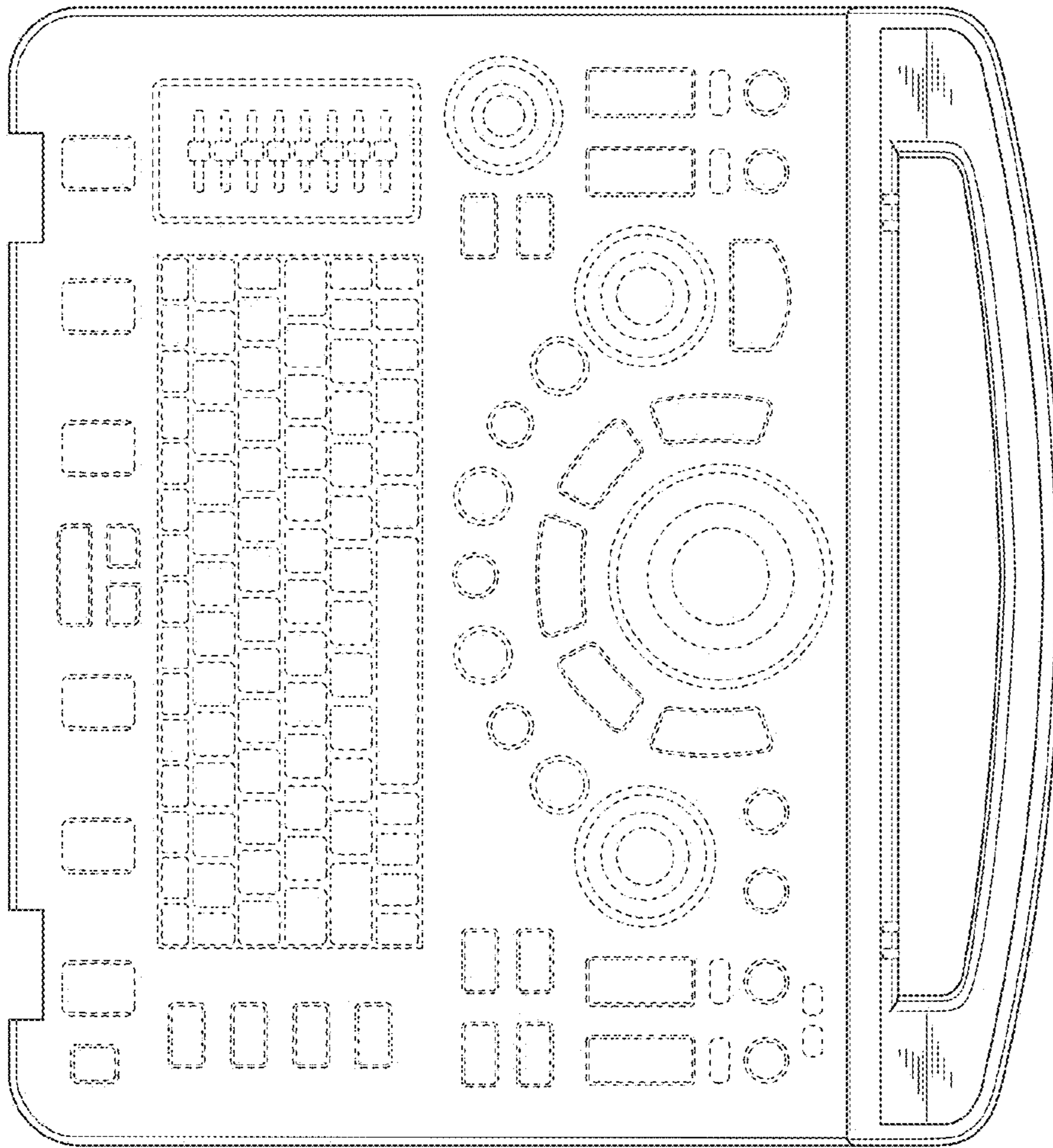


FIG. 3

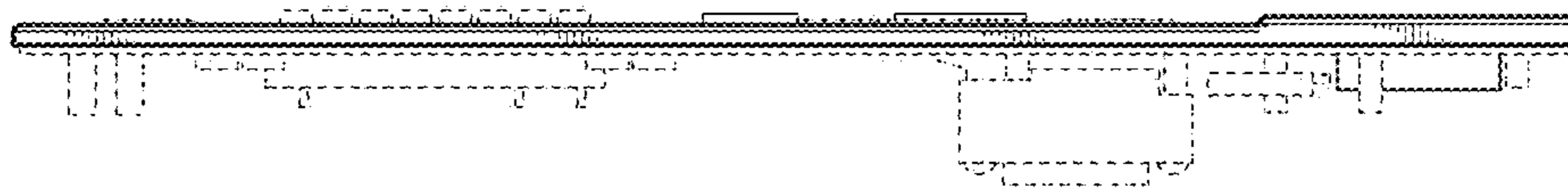


FIG. 4

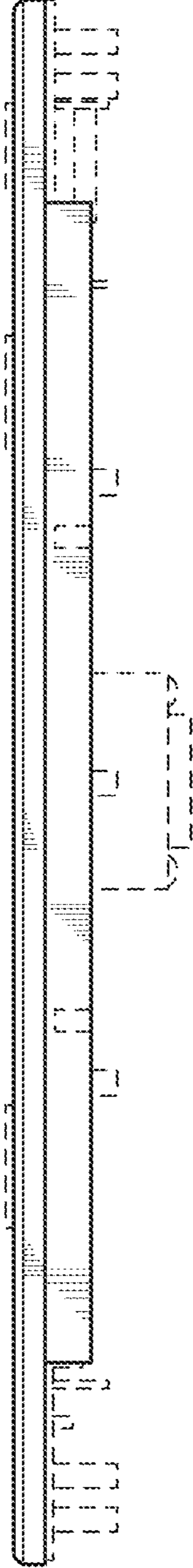


FIG. 6




FIG. 7