



US00D723166S

(12) **United States Design Patent**
Igaki et al.

(10) **Patent No.:** **US D723,166 S**
(45) **Date of Patent:** **** Feb. 24, 2015**

(54) **STENT**

(56)

References Cited

(71) Applicant: **Kyoto Medical Planning Co., Ltd.**,
Kyoto (JP)
(72) Inventors: **Keiji Igaki**, Kyoto (JP); **Hirokazu Yamada**, Kyoto (JP); **Chisa Matsubara**,
Kyoto (JP)
(73) Assignee: **Kyoto Medical Planning Co., Ltd.**,
Kyoto (JP)
(**) Term: **14 Years**
(21) Appl. No.: **29/481,605**
(22) Filed: **Feb. 7, 2014**

U.S. PATENT DOCUMENTS

4,553,545	A *	11/1985	Maass et al.	606/198
4,655,771	A *	4/1987	Wallsten	623/1.22
4,733,665	A *	3/1988	Palmaz	606/108
4,776,337	A *	10/1988	Palmaz	623/1.11
5,197,978	A *	3/1993	Hess	623/1.18
D390,957	S *	2/1998	Fontaine	D24/155
D484,979	S *	1/2004	Fontaine	D24/155
D553,747	S *	10/2007	Fliedner	D24/155
D622,387	S *	8/2010	Igaki	D24/155
D622,388	S *	8/2010	Igaki	D24/155
D635,261	S *	3/2011	Rossi	D24/155
D635,262	S *	3/2011	Rossi	D24/155
8,197,528	B2 *	6/2012	Colgan et al.	623/1.11
D665,079	S *	8/2012	Zago	D24/155
D665,080	S *	8/2012	Zago	D24/155
8,317,854	B1 *	11/2012	Ryan et al.	623/1.35
8,707,957	B2 *	4/2014	Callister et al.	128/831

* cited by examiner

(30) **Foreign Application Priority Data**

Aug. 16, 2013 (JP) 2013-18783

(51) **LOC (10) Cl.** **24-02**

(52) **U.S. Cl.**
USPC **D24/155**

(58) **Field of Classification Search**
USPC D24/155, 156, 133, 152, 154, 135,
D24/144-146, 151; 606/194, 198, 23.7,
606/1.15, 903, 108; 604/1.02, 103.02;
623/1.12, 1.15, 1.16, 1.22, 1.35
See application file for complete search history.


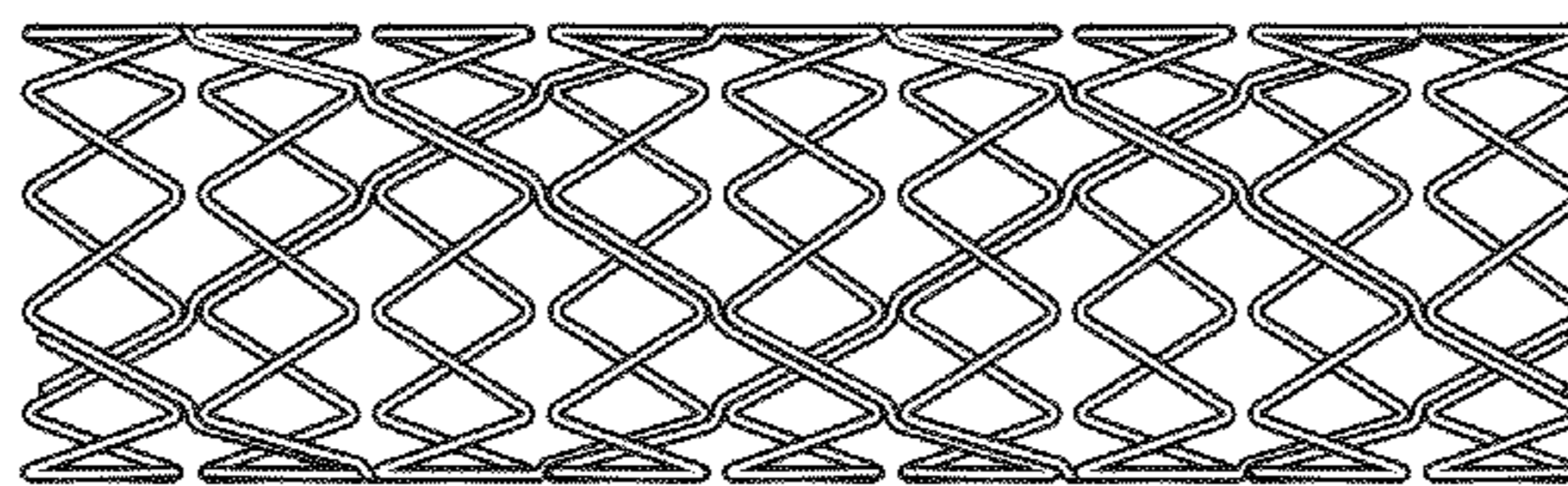
Primary Examiner — Ian Simmons
Assistant Examiner — Charles Hanson
(74) *Attorney, Agent, or Firm* — K&L Gates LLP

(57) **CLAIM**
The ornamental design for a stent, as shown and described.

DESCRIPTION

FIG. 1 illustrates a front view of a stent showing a first embodiment of my new design;
FIG. 2 illustrates a right side view thereof;
FIG. 3 illustrates a perspective view thereof; and,
FIG. 4 illustrates a flattened view thereof.

1 Claim, 3 Drawing Sheets






FIG. 1

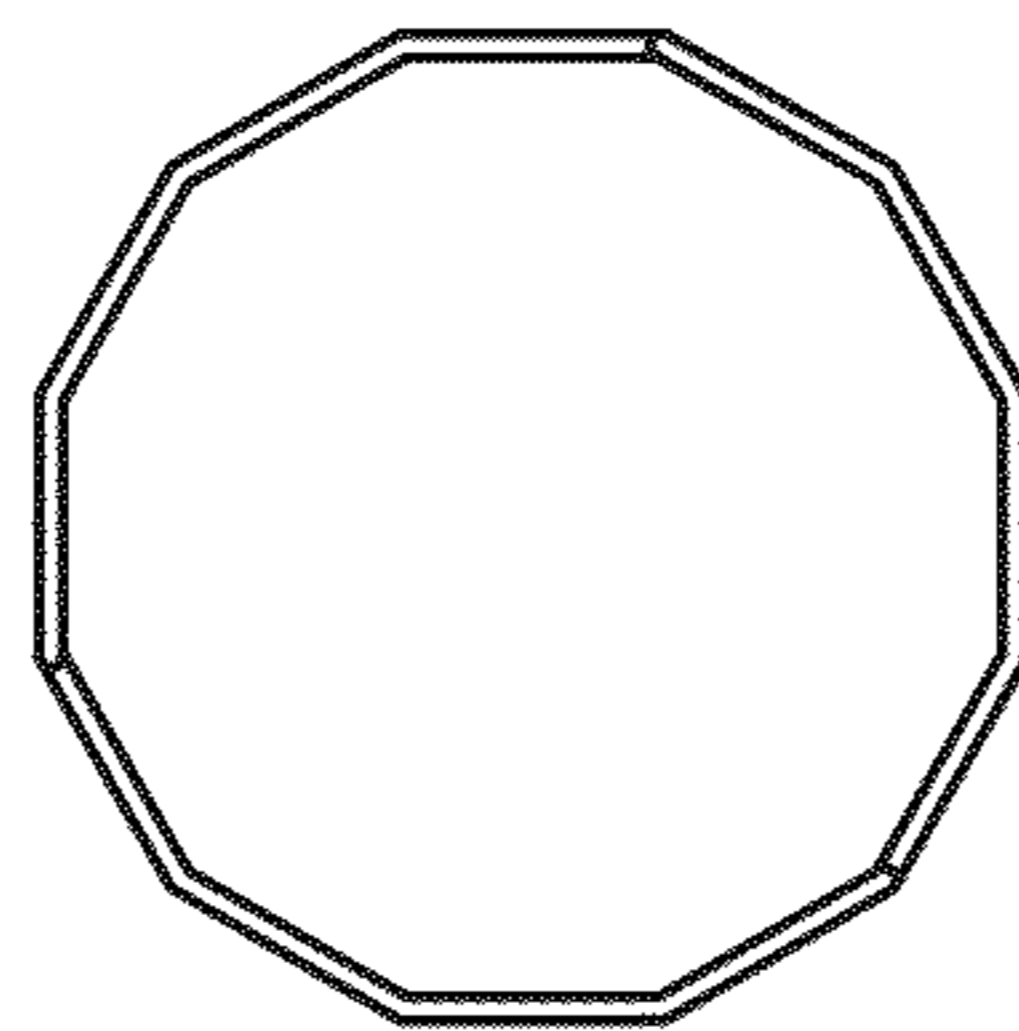


FIG. 2




FIG. 3




FIG. 4