



US00D723164S

(12) **United States Design Patent**
Leedy

(10) **Patent No.:** **US D723,164 S**
(45) **Date of Patent:** **** Feb. 24, 2015**

(54) **BREAST IMPLANT SIZER**

(71) Applicant: **Jason E. Leedy**, Mayfield Heights, OH
(US)

(72) Inventor: **Jason E. Leedy**, Mayfield Heights, OH
(US)

(**) Term: **14 Years**

(21) Appl. No.: **29/438,855**

(22) Filed: **Dec. 4, 2012**

(51) **LOC (10) Cl.** **24-02**

(52) **U.S. Cl.**
USPC **D24/155**

(58) **Field of Classification Search**
USPC D24/155, 156; 623/7, 8; 606/189, 188,
606/84; 33/511, 512; 73/37; D10/64
See application file for complete search history.

(56) **References Cited**

U.S. PATENT DOCUMENTS

3,293,663	A *	12/1966	Cronin	623/8
4,624,971	A *	11/1986	van Tao et al.	522/37
4,740,208	A *	4/1988	Cavon	623/8
D378,132	S *	2/1997	Strain	D24/155
D382,962	S *	8/1997	Schaffner	D24/155
D383,541	S *	9/1997	Strain	D24/155
D450,123	S *	11/2001	Atkin et al.	D24/155
6,981,988	B1 *	1/2006	Kinsley	623/8

D605,767	S *	12/2009	Laurysen	D24/155
D612,498	S *	3/2010	Johnson	D24/155
D616,096	S *	5/2010	Laurysen	D24/155
7,979,996	B2 *	7/2011	Adams et al.	33/512
D648,436	S *	11/2011	Stelter et al.	D24/155
D653,758	S *	2/2012	Stelter et al.	D24/155
D662,593	S *	6/2012	Prosser et al.	D24/155
2009/0112130	A1 *	4/2009	Bengtson	600/587

* cited by examiner

Primary Examiner — Ian Simmons

Assistant Examiner — Charles Hanson

(74) *Attorney, Agent, or Firm* — Howard M. Cohn; Daniel Cohn

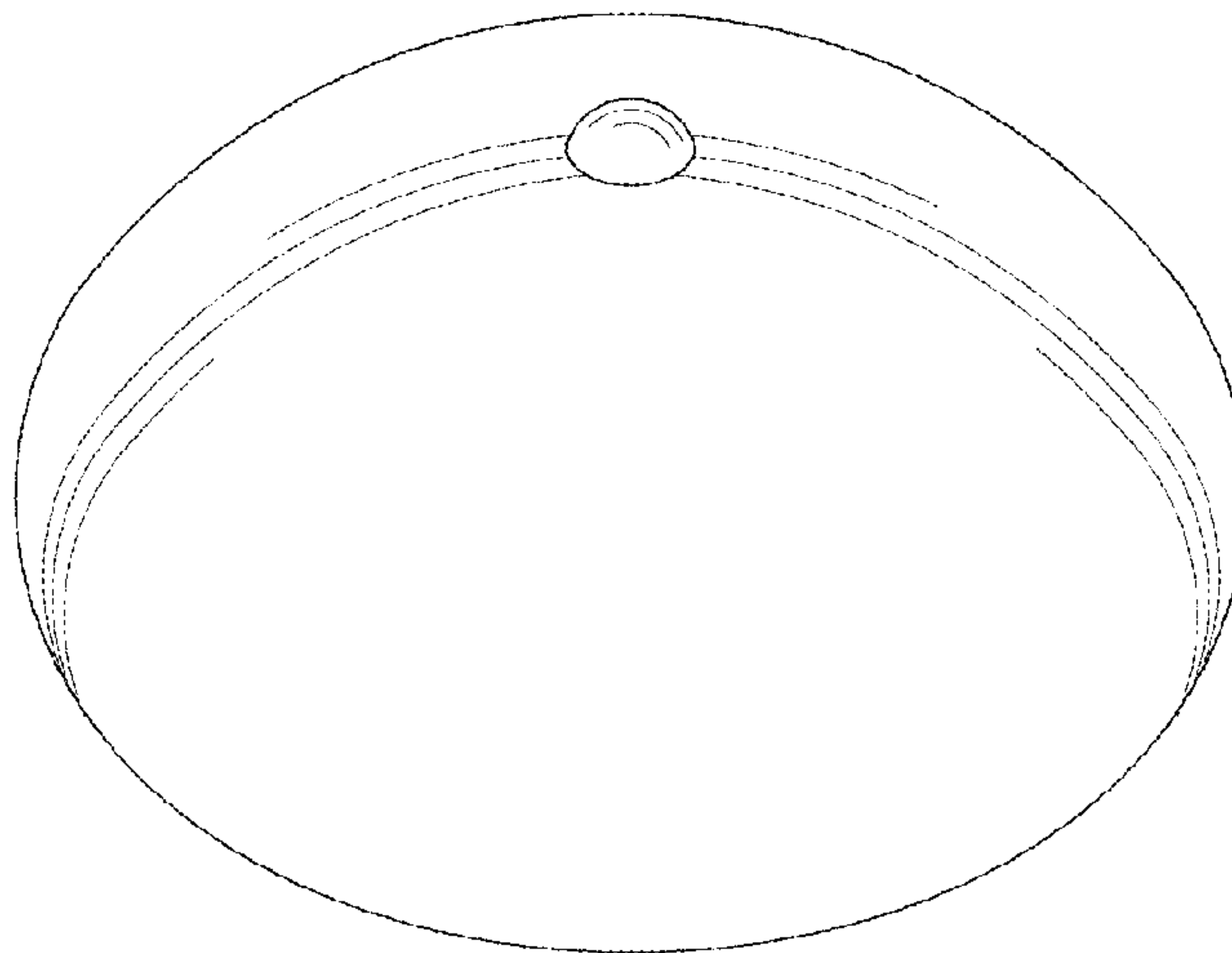
(57) **CLAIM**

I claim the ornamental design of a breast implant sizer, as shown and described.

DESCRIPTION

FIG. 1 is a top perspective view of a breast implant sizer; FIG. 2 is a bottom perspective view of a breast implant sizer; FIG. 3 is a top plan view of a breast implant sizer; FIG. 4 is a bottom plan view of a breast implant sizer; FIG. 5 is a left side elevational view of a breast implant sizer; and, FIG. 6 is a right side elevational view of a breast implant sizer. The breast implant sizer depicted in the figure's broken lines forms no part of the claimed design. The surface shading represents the surface of the breast implant sizer.

1 Claim, 3 Drawing Sheets



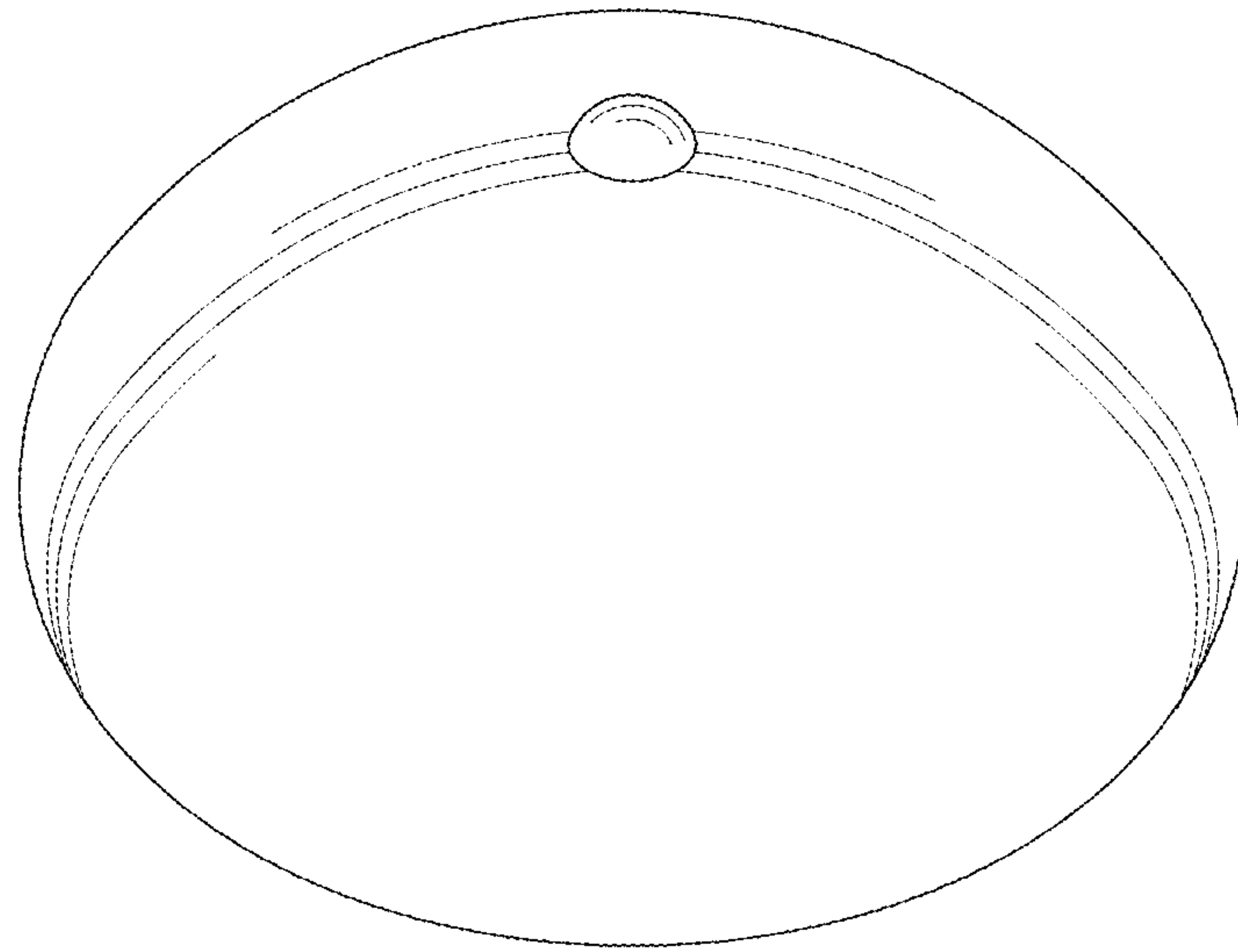


FIG. 1

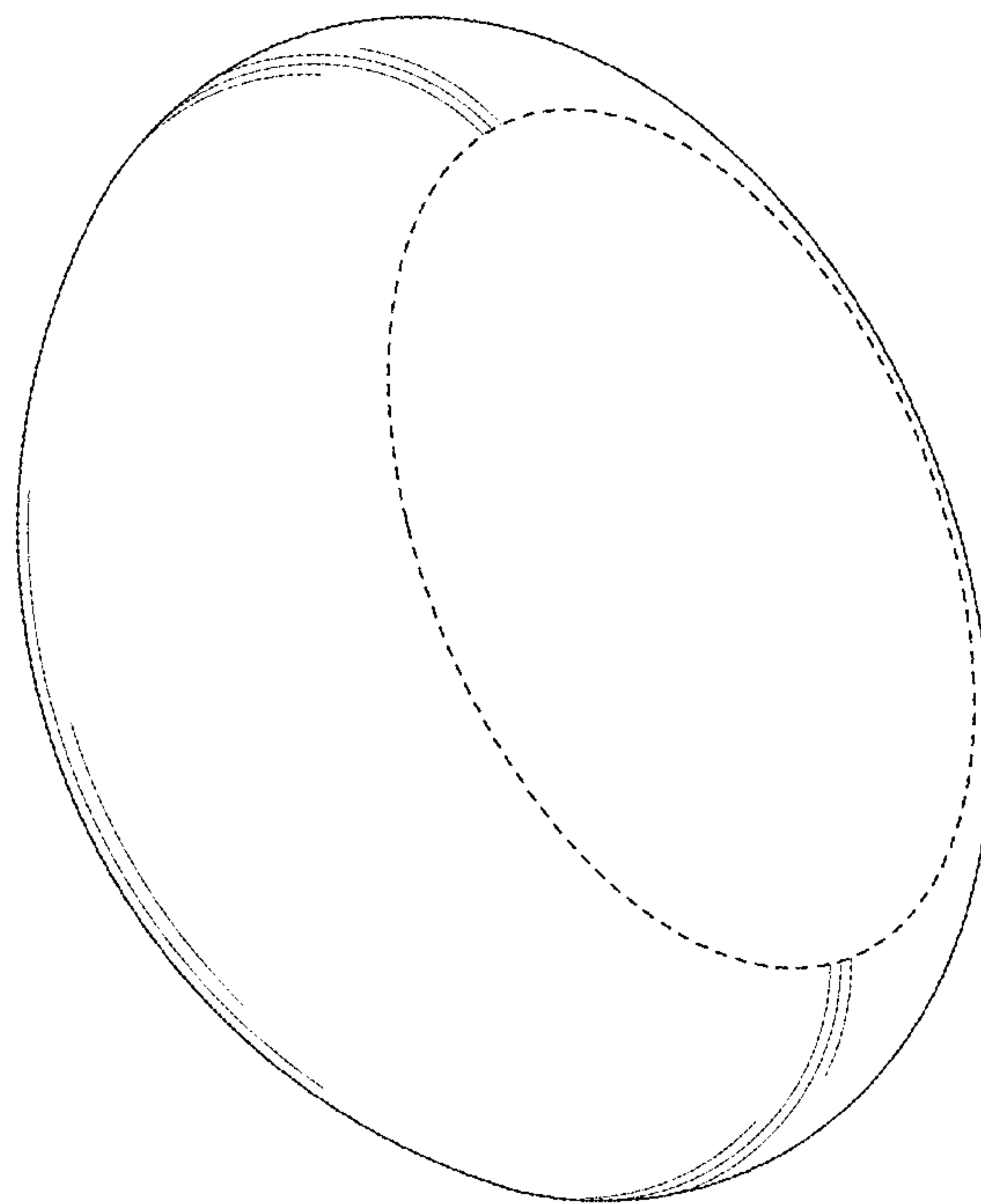


FIG. 2




FIG. 3




FIG. 4

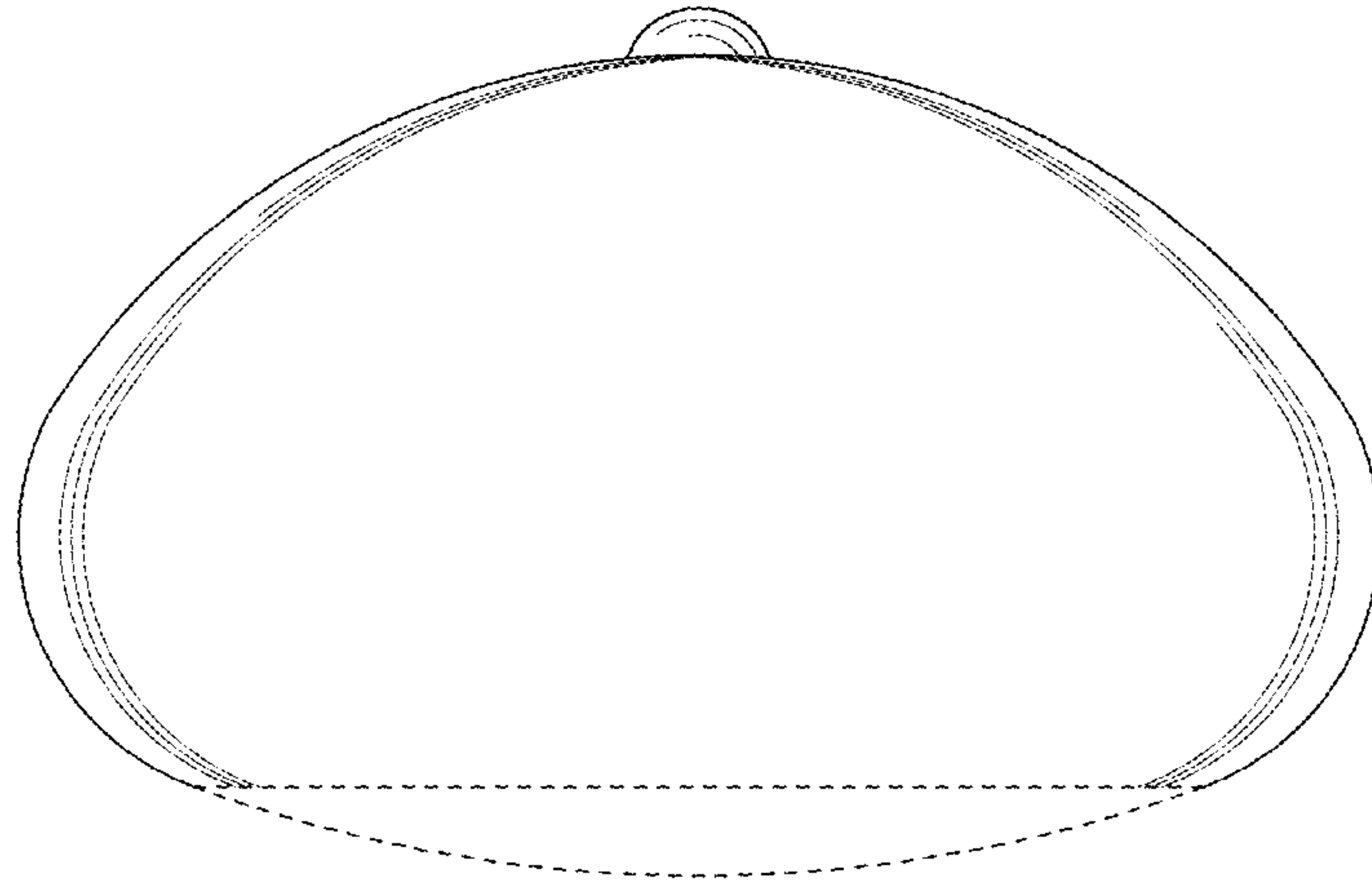


FIG. 5

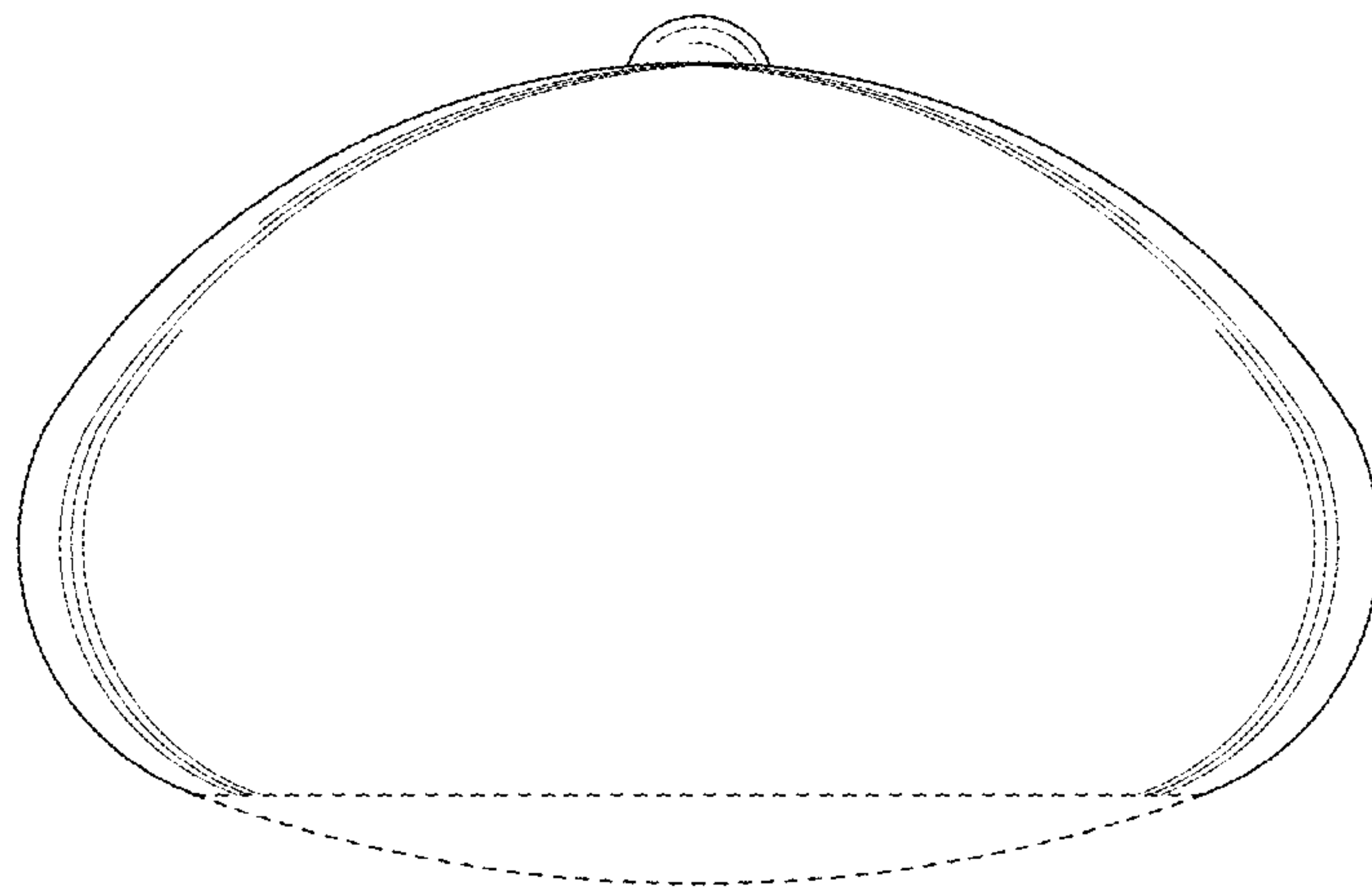


FIG. 6